
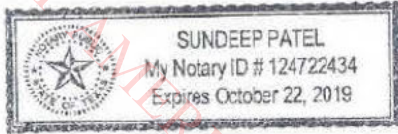


(b) (6)

MR. SAMMY BICKHAM, JR.



IN WITNESS WHEREOF, I have hereunto subscribed my name and affixed my official seal, this the 31st day of Oct, 2018.



(b) (6)

Notary Signature

OBTAINED BY AMERICA FIRST LEGAL FOUNDATION THROUGH LITIGATION


(b) (6)

MRS. KRISTEN BICKHAM

IN WITNESS WHEREOF, I have hereunto subscribed my name and affixed my official seal, this the 31st day of Oct, 2018.

(b) (6)

Notary Signature



OBTAINED BY AMERICA FIRST LEGAL FOUNDATION THROUGH LITIGATION

(b) (6)


MR. KURT HYDE

IN WITNESS WHEREOF, I have hereunto subscribed my name and affixed my official seal, this the

31st day of Oct, 2018.

(b) (6)

Notary Signature



OBTAINED BY AMERICA FIRST LEGAL FOUNDATION THROUGH LITIGATION


(b) (6)

DR. LAURA PRESSLEY, PH.D.
TRUE TEXAS ELECTIONS, LLC

IN WITNESS WHEREOF, I have hereunto subscribed my name and affixed my official seal, this the
35th day of October 2018.

(b) (6)

Notary Signature



OBTAINED BY AMERICA'S FIRST LEGAL FOUNDATION THROUGH LITIGATION

AFFIDAVIT OF LAURA A. PRESSLEY, PH.D., TRUE TEXAS ELECTIONS, LLC

BEFORE ME, the undersigned authority, personally appeared Laura Pressley, who being on her oath sworn, stated:

“My name is Laura Pressley, Founder and Managing Member of True Texas Elections, LLC. I am above the age of eighteen years, and I am fully competent to make this affidavit. My date of birth is (b) (6). I reside at (b) (6) and my Texas Voter ID is (b) (6). I have not been convicted of a felony or a crime of moral turpitude. The following facts are within my personal knowledge and are true and correct:

1. On Saturday, November 3, 2018, as a representative of True Texas Elections, LLC, I was working with several Dallas County Central Counting Station Watchers, Mr. Sammy Bickham, Jr. and Kristen Bickham. We communicated over the phone when they stepped out of the Central Counting Station. Several concerning issues were reported to me on November 3 by Mr. and Mrs. Bickham:

- They were initially diverted by Central Counting Station Tabulation Supervisor, Dan Bradley, to Ballot Board Room instead of being allowed in the Central Counting Station.
- The Dallas County Republican Party Alternate Judge, Elizabeth Alvarez, was not present when electronic media containing votes were being handled and entered into the Central Counting Station tabulation equipment.
- The Dallas County Democratic Party Presiding Judge, Paul Heller, was instructing Mr. and Mrs. Bickham to not talk with each other.
- Elections System and Software (ES&S) employees were in the Central Counting Station: Mr. Nick Mevellec, Mr. Steve Pearson and Ms. Mandy Bush. They were working, handling ballots, and entering electronic vote media.
- Dan Bradley, the Dallas County Central Counting Station Tabulation Supervisor, was not operating the central accumulator tabulation system, Mr. Mevellec, the ES&S employee was operating the Dallas County electronic/computer tabulation equipment.
- Mr. Bradley and Mr. Mevellec prevented Mr. and Mrs. Bickham from reviewing the central accumulator tabulation computer's Logic and Accuracy Test results.
- Mr. Mevellec brought a personal internet capable laptop computer into the Dallas County Central Counting Station. Mr. Mevellec's was working on his laptop computer in the Central Counting Station when votes were being tabulated and the laptop was observed to have internet activity, including emails being sent and received.
- Mr. Bickham reported that “hundreds of” Early Voting memory cards from the iVotronic voting systems were being inserted into card readers by Mr. Pearson and Ms. Bush into ERM3 (Central Counting Station tabulation computer) with Mr. Mevellec's laptop computer being used in their process. Ms. Bush read data and Mr. Mevellec recorded it on his laptop.

- Screen shots taken directly outside of the Central Counting Station of multiple wireless and Bluetooth networks were observed in the Dallas County Central Counting Station and Watchers were concerned that internet activity observed was a violation of Texas Election Code.
- Overall what was reported to me was that Mr. and Mrs. Bickham experienced a hostile environment, obstructions, and what appeared to be illegal activities surrounding vote tabulations and internet activity.

2. On Sunday, November 4, 2018, as a representative of True Texas Elections, LLC, I was in contact with and working with Mr. Daniel Rodriguez and Mrs. Tami Brown over the phone when they took a break from serving as Dallas County Central Counting Station Watchers. They reported the following:

- The Dallas County Republican Party Alternate Judge repeatedly told them that “they did not want to be in Central Counting” and that “nothing was going on up there.”
- There was about a 45 minute delay in receiving their Central Counting Station Watcher badges so they could begin serving.
- Mrs. Brown expressed concerns to Dallas County election officers about the ES&S employee, Mr. Mevellec using his laptop computer in the Central Counting Station.
- Around 3 – 3:30pm, Mrs. Brown reported she observed that a memory device was removed from the vendor laptop and inserted into a USB port in one of the county’s Central Counting Station tabulation computers.
- Mrs. Brown observed that Mr. Bradley blocked the laptop computer screen from her view and instructed her to not talk to other watchers.
- Mrs. Brown observed internet connectivity on the ES&S laptop computer.

3. On Monday, November 5, 2018, as a representative of True Texas Elections, LLC, I was working with Mr. and Mrs. Bickham, Daniel Rodriguez, Mike Slaton and Suzanne Carpenter over the phone after they served as Dallas County Central Counting Station Watchers. They reported the following:

- Around 9am, Mr. Bickham reported that he could not observe the activities occurring on the Central Counting Station computer, ERM1, because Mr. Mevellec turned off the power to the ERM1 monitor and the computer screen went dark.
- Mr. Bickham reported asking questions about Mr. Mevellec’s laptop internet activity.
- Mr. Bickham reported he was asked to leave the Central Counting Station room around 11:33am while the Dallas County Central Counting Station Tabulation Supervisor and the Dallas Democratic Party Presiding Judge remained in the tabulation room.
- In the afternoon, Mr. Bickham reported that there were false allegations of an assault that were claimed by Mr. Mevelle. Dallas County officers were called in and it was ascertained there were no justifications for the assault claims and no charges were filed.
- Around 8pm, Mike Slaton and Suzanne Carpenter reported they observed Mr. Mevellec placing his laptop computer - that he was using in the Central Counting Station - into his black bag, he boarded the elevator removing the computer from the premises.

4. On Tuesday, November 6, 2018 (Election Day), as a representative of True Texas Elections, LLC, I was working with Mrs. Suzanne Carpenter over the phone after she served as Dallas County Central Counting Station Watchers. Mrs. Carpenter reported the following:

- She entered the the Central Counting room around 9am. Around 9:00 - 9:10 am, she overheard Mr. Mevellec state over his Bluetooth device, "I removed the other half."
- She served with other watchers, Nancy True, Tami Brown, Daniel Rodriguez, and Joe Kalka on Election Day.
- That "hundreds of votes exceed error messages" were displayed on the main tabulation computer when Election Day vote tabulations were occurring and Mr. Mevellec continuously cleared the messages.
- Around 3:30am, Ms. Nancy True and Mrs. Suzanne Carpenter received the Dallas County Audit logs from the Republican Party Alternate Judge, Ms. Elizabeth Alvarez.

5. On Friday, November 9, 2018, as a representative of True Texas Elections, LLC, I received the Dallas County Central Counting Station Audit Logs from Mrs. Kristen Bickham. Mrs. Bickham received them from Watcher Suzanne Carpenter. I began analyzing the logs for potential tabulation and/or irregularity issues. The logs that I received are included as [Exhibit A](#).

6. On Saturday, November 10, 2018, as a representative of True Texas Elections, LLC, I attended a debriefing meeting with some of the Dallas County Central Counting Station Watchers (Mr. Sammy Bickham, Jr, Mrs. Kristen Bickham, Mrs. Suzanne Carpenter, Mr. Joe Kalka, Mr. Daniel Rodriguez, Mrs. Tami Brown) and Mr. Kurt Hyde. A spreadsheet of what was discussed is attached as [Exhibit B](#).

7. On Saturday, November 17, 2018, as a representative of True Texas Elections, LLC, I received a second copy of the Dallas County Central Counting Station Audit Logs from Mrs. Kristen Bickham. Mrs. Bickham received them from Mrs. Tami Brown who received the logs from Dallas County Elections Office on November 16, 2018. The logs are included as [Exhibit C](#).

8. From November 17 – December 24, 2018 as a representative of True Texas Elections, LLC, I analyzed the Dallas County Central Counting Station Audit Logs for possible vote tabulation issues. Over that period I reviewed several publications that provide detailed descriptions and explanation for the various "System Action and Error Information" included in the Dallas County logs. The documents and publications I reviewed are

- 2018 Dallas County Audit Logs for November Election ([Exhibit C](#))
- "ES&S Election Reporting Manager Systems Operations Procedures" ([Exhibit D](#))
- "Security Evaluation of ES&S Voting Machines and Election Management System" ([Exhibit E](#))

- Dallas County Canvassed Election Results (Exhibit F)¹

9. The Audit Logs document several vote counting and tabulation issues and irregularities with the Dallas County 2018 November General Election for Early Voting and Election Day:

A) Early Voting In Person – Electronic Tabulation Irregularities for 170,703 votes(Sessions race)²

Monday, 11-05

Early Voting data from a “Compact Flash” media show that there was a batch uploaded of 791 memory cards from 3:43pm – 3:58pm.

TX1 11-05	03:43 pm	START COLLECT AUDIT DATA FROM COMPACT FLASH
TX1 11-05	03:44 pm	Audit Data collected for V5100230
TX1 11-05	03:44 pm	V5100230.SPV created
TX1 11-05	03:44 pm	V5100230.COD created
TX1 11-05	03:58 pm	Audit Data collected for V5172089
TX1 11-05	03:58 pm	V5172089.SPV created
TX1 11-05	03:58 pm	V5172089.COD created
TX1 11-05	03:58 pm	Audit Data collected for V5181046
TX1 11-05	03:58 pm	V5181046.SPV created
TX1 11-05	03:58 pm	V5181046.COD created
TX1 11-05	03:58 pm	
TX1 11-05	04:00 pm	STOP COLLECT AUDIT DATA FROM COMPACT FLASH
TX1 11-05	04:01 pm	CONSOLIDATED AUDIT DATA

Early Voting results were accumulated by precinct from 6:56pm – 7:02pm and thousands of error messages of “Time stamp mismatch” and “Votes exceed ballots” occur on logs.

TX1 11-05	06:56 pm	EV In Person GROUP 2 SELECTED FOR UPDATE EQUIPMENT TYPE VTR - UPDATE PRECINCTS COUNTED:N
TX1 11-05	06:56 pm	START PACK ACCUMULATION (Replace Mode - restarting)
TX1 11-05	06:56 pm	5100-Time stamp mismatch (Reply was: Update & stop checking)
TX1 11-05	06:56 pm	PRC 5100 (EV) PACK RECEIVED VTR (BALS=160 TOT=163)
TX1 11-05	06:56 pm	5102-Time stamp mismatch (Reply was:
TX1 11-05	06:56 pm	5102-Votes exceed ballots (Reply was: Update)
TX1 11-05	06:56 pm	PRC 5102 (EV) PACK RECEIVED VTR (BALS=237 TOT=241)
TX1 11-05	07:02 pm	6558-Time stamp mismatch (Reply was:
TX1 11-05	07:02 pm	6558-Votes exceed ballots (Reply was: Update)
TX1 11-05	07:02 pm	PRC 6558 (EV) PACK RECEIVED VTR (BALS=395 TOT=398)
TX1 11-05	07:02 pm	6559-Time stamp mismatch (Reply was:
TX1 11-05	07:02 pm	PRC 6559 (EV) PACK RECEIVED VTR (BALS=350 TOT=352)
TX1 11-05	07:02 pm	STOP PACK ACCUMULATION

Early Voting Results were “PRINTED” at 7:28pm. Election officers leave the Central Counting Station soon after. Watchers, Mr. Mike Slaton and Mrs. Suzanne Carpenter reported to me over the phone that they observed vendor internet laptop computer leaving the premises around 8:00pm

TX1 11-05	07:28 pm	ELECTION SUMMARY-GROUP DETAIL WAS PRINTED TO EL45A.LST (WITH SELECTION BY PRECINCT)
-----------	----------	--

Tuesday, 11-06

Early Voting Report is “PRINTED” again, the next day at 6:39am.

TX1 11-06	06:37 am	VOTE IMAGE FILE CREATED
TX1 11-06	06:39 am	ELECTRONIC VOTE IMAGE REPORT WAS PRINTED TO EL155.LST

Early Voting Data “CLEARED” at 7:22am.

TX1 11-06	07:00 am	VOTE IMAGE FILE CREATED
TX1 11-06	07:22 am	CLEARED VOTING TERMINAL AUDIT DATA
TX1 11-06	07:22 am	CLEARED CONSOLIDATED AUDIT DATA

Early Voting data from a “COMPACT FLASH” media are re - uploaded.

¹ Canvassed election results for Pete Sessions race, from Dallas County Website:
<http://results.enr.clarityelections.com/TX/Dallas/77020/222361/Web01/en/summary.html#>

²See p. 2 of Exhibit F.

791 memory cards are re-uploaded (*in two batches*) starting at 7:25am.

- 353 memory cards were uploaded from 7:25am – 7:31am
- Early Voting Data “CLEARED” again at 8:38am
- 438 memory cards were uploaded from 8:39am – 8:46am

```
TXI 11-06 07:22 am START COLLECT AUDIT DATA FROM COMPACT FLASH
TXI 11-06 07:25 am Audit Data collected for V5100230
TXI 11-06 07:25 am V5100230.SPV created
TXI 11-06 07:25 am V5100230.COD created
```

```
TXI 11-06 08:38 am CLEARED CONSOLIDATED AUDIT DATA
TXI 11-06 08:38 am START COLLECT AUDIT DATA FROM COMPACT FLASH
TXI 11-06 08:39 am Audit Data collected for V5123792
TXI 11-06 08:39 am V5123792.SPV created
```

Early Voting Data “CLEARED” again at 9:05am. This is consistent with what was reported to me by Watcher, Mrs. Suzanne Carpenter. She overheard at 9:05am Mr. Mevellec state on his Bluetooth, “I removed the other half.”

```
TXI 11-06 09:05 am CLEARED VOTING TERMINAL AUDIT DATA
TXI 11-06 09:05 am CLEARED CONSOLIDATED AUDIT DATA
```

Early Voting Report is “PRINTED” again at 11:07am

```
TXI 11-06 11:07 am ELECTION SUMMARY-GROUP DETAIL WAS PRINTED TO EL45A.LST
(WITH SELECTION BY PRECINCT)
```

Early Voting data from a “COMPACT FLASH” media are re - uploaded. 438 memory cards are uploaded for the *third time*, starting at 11:09am – 11:17am

```
TXI 11-06 11:09 am START COLLECT AUDIT DATA FROM COMPACT FLASH
TXI 11-06 11:09 am Audit Data collected for V5181046
TXI 11-06 11:09 am V5181046.SPV created
```

Early Voting Data “CLEARED” again at 11:42am.

```
TXI 11-06 11:42 am CLEARED VOTING TERMINAL AUDIT DATA
TXI 11-06 11:42 am CLEARED CONSOLIDATED AUDIT DATA
```

Early Voting data from a “COMPACT FLASH” media are re - uploaded. 227 memory cards were uploaded for the *fourth time* from 11:44am – 11:48am

```
TXI 11-06 11:42 am START COLLECT AUDIT DATA FROM COMPACT FLASH
TXI 11-06 11:44 am Audit Data collected for V5123792
TXI 11-06 11:44 am V5123792.SPV created
```

Early Voting Report is “PRINTED” again at 12:31 and 12:41pm.

```
TXI 11-06 12:31 pm (VOTRONIC VOTE IMAGE REPORT WAS PRINTED TO EL155.LST)
TXI 11-06 12:41 pm (VOTRONIC WRITE-IN REPORT WAS PRINTED TO EL159.LST)
```

Early Voting Data “CLEARED” again at 12:44pm

```
TXI 11-06 12:44 pm CLEARED VOTING TERMINAL AUDIT DATA
TXI 11-06 12:44 pm CLEARED CONSOLIDATED AUDIT DATA
```

Early Voting data from a “COMPACT FLASH” media are re - uploaded. 212 memory cards were uploaded for the *fourth time* from 12:45 – 12:48pm

```
TXI 11-06 12:44 pm START COLLECT AUDIT DATA FROM COMPACT FLASH
TXI 11-06 12:45 pm Audit Data collected for V5130446
TXI 11-06 12:45 pm V5130446.SPV created
TXI 11-06 12:45 pm V5130446.COD created
```

B) Election Day In Person Voting – Electronic Tabulation Irregularities for 67,224 Votes³

Tuesday, 11-06

Election Day paper ballot data from ballot scanners, “EQUIPMENT TYPE 100” is “RECEIVED” at the Central Counting Station via a modem from Dallas County sub-stations.

³ See Exhibit F, p. 2, Election Day votes cast for Sessions race.

Issues include:

- Votes being “REPLACED” for 25 of the 215 Dallas County precincts of Congressman Sessions’ election at 8:07pm.
- Error messages of “Precinct already update” and “Votes exceed ballots”

TX1 11-06 07:07 pm	Election Day GROUP 4: SELECTED FOR UPDATE EQUIPMENT TYPE 100 - UPDATE PRECINCTS COUNTED:Y	
TX1 11-06 07:07 pm	START PACK ACCUMULATION (Replace Mode - beginning with first)	
TX1 11-06 07:53 pm	PRC 6254 PACK RECEIVED 100 (BALS=480 TOT=1641)	
TX1 11-06 07:56 pm	PRC 6195 PACK RECEIVED 100 (BALS=382 TOT=1200)	
TX1 11-06 08:07 pm	PRC 5441 PACK RECEIVED 100 (BALS=127 TOT=1195)	
TX1 11-06 08:07 pm	PRC 5644 PACK RECEIVED 100 (BALS=635 TOT=3274)	
TX1 11-06 08:07 pm	5644-Precinct already updated (Reply was: Update)	
TX1 11-06 08:07 pm	PRC 5644 REPLACED BY PACK 100	
TX1 11-06 08:08 pm	PRC 5542 PACK RECEIVED 100 (BALS=331 TOT=1210)	
TX1 11-06 08:15 pm	PRC 5455 PACK RECEIVED 100 (BALS=38 TOT=108)	
TX1 11-06 08:16 pm	5660-Votes exceed ballots (Reply was: Update)	
TX1 11-06 08:16 pm	PRC 5660 PACK RECEIVED 100 (BALS=237 TOT=1216)	
TX1 11-06 08:16 pm	PRC 5862 PACK RECEIVED 100 (BALS=28 TOT=79)	
TX1 11-06 08:16 pm	5863-No ballots cast (Reply was: Update)	
TX1 11-06 08:16 pm	PRC 5863 PACK RECEIVED 100 (BALS=0 TOT=4)	
TX1 11-06 08:16 pm	6376-Votes exceed ballots (Reply was: Update)	
TX1 11-06 08:16 pm	PRC 6376 PACK RECEIVED 100 (BALS=425 TOT=1869)	
TX1 11-06 08:16 pm	PRC 6267 PACK RECEIVED 100 (BALS=125 TOT=428)	
TX1 11-06 08:16 pm	PRC 6268 PACK RECEIVED 100 (BALS=214 TOT=631)	
TX1 11-06 08:16 pm	PRC 5149 PACK RECEIVED 100 (BALS=120 TOT=487)	
TX1 11-06 08:17 pm	PRC 5918 PACK RECEIVED 100 (BALS=336 TOT=1474)	
TX1 11-06 08:18 pm	PRC 5172 PACK RECEIVED 100 (BALS=360 TOT=2294)	
TX1 11-06 08:21 pm	PRC 5613 PACK RECEIVED 100 (BALS=413 TOT=1397)	
TX1 11-06 08:22 pm	PRC 5819 PACK RECEIVED 100 (BALS=287 TOT=848)	
TX1 11-06 08:22 pm	PRC 5544 PACK RECEIVED 100 (BALS=301 TOT=1207)	
TX1 11-06 08:22 pm	PRC 6247 PACK RECEIVED 100 (BALS=324 TOT=929)	
TX1 11-06 08:22 pm	PRC 5896 PACK RECEIVED 100 (BALS=13 TOT=77)	
TX1 11-06 08:24 pm	5862-Precinct already updated (Reply was: Update)	
TX1 11-06 08:24 pm	PRC 5862 REPLACED BY PACK 100	

10. Upon request of Congressman Sessions, as a representative of True Texas Elections, LLC, I performed a comparison analysis of the type and occurrence rate of ES&S Audit Log error messages (post Logic and Accuracy (L&A) Testing) in the Dallas County 2018 November election and compared them to the occurrence rate of those same error messages occurring on the November 2018 Bexar County Audit Logs (Exhibit G). Bexar County uses a similar voting system and version the ES&S Election Reporting Manager System (Rel 7.1.2.1).

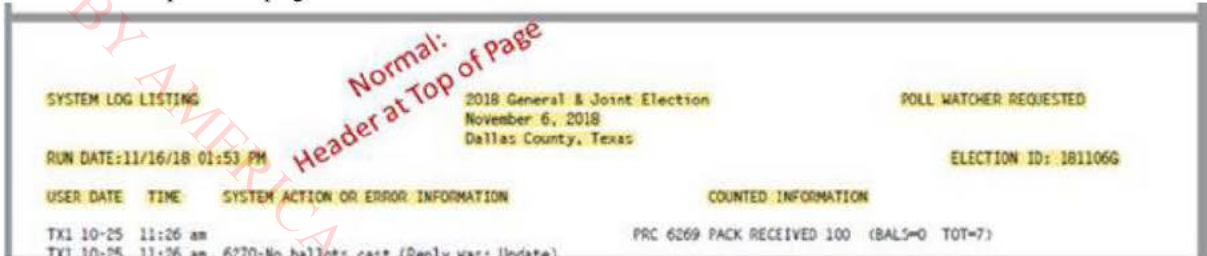
Central Accumulator Error Message (Post L&A)	Dates Occurred in Dallas	847 Pcts	768 Pcts
		Dallas REL 7.1.2.1	Bexar REL 7.1.2.1
"Time stamp mismatch"	11/5 and 11/7	1,741	1,502
"Update & stop checking"	11/5 and 11/7	2	13
"Precinct already updated"	11/6 and 11/7	160	18
"Votes exceed ballots"	11/5, 11/6 and 11/7	1,027	0
"REPLACED" (Election Day)	11/6	96	1
"CLEARED VOTING TERMINAL AUDIT DATA"	11/6	6	0
Re-Loading Early Voting "AUDIT DATA FROM COMPACT FLASH"	11/5 and 11/6	3	0
"CREATE VOTE IMAGE LOG FAILED"	11/6	3	0
"Collect Audit Data failed"	11/6	12	0
"CREATE EVENT LOG FAILED"	11/6	1	0
"DATABASE RESET"	11/3 and 11/4	2	0

The highlighted categories show that Bexar County Elections vote tabulation processes operate with significantly less error messages and vote replacements compared to Dallas County. The analysis suggests Dallas County is operating out of the normal range for tabulation error messages and their processes for Early Voting and Election Day tabulations are inconsistent with a comparable county for:

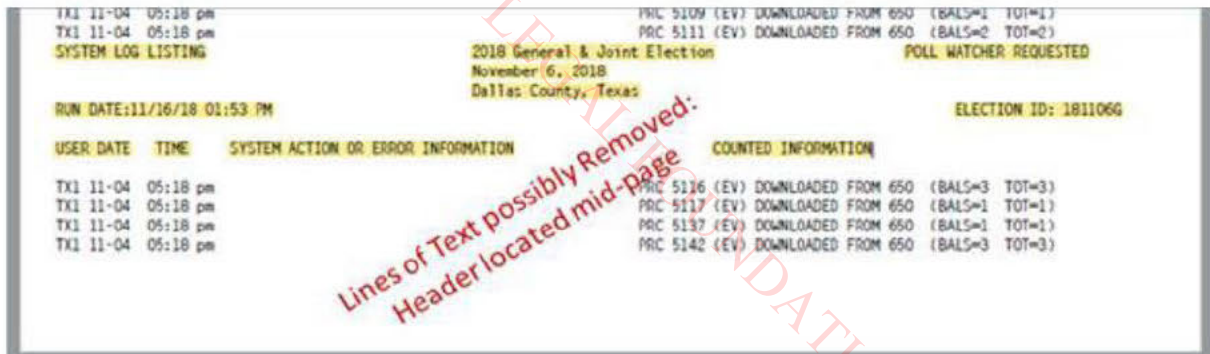
- “Votes exceed ballots”
- “REPLACED” votes for Election Day precincts,
- Repeated uploads of Early Voting “COLLECT AUDIT DATA FOR COMPLACT FLASH”

- “CLEARED VOTING TERMINAL AUDIT DATA”
- “COLLECT AUDIT DATA FAILED”

11. As a representative of True Texas Elections, LLC, I reviewed the Audit Logs from the Dallas County Elections Office, it appears that multiple pages of the logs may have line items that are missing or modified. This is evidenced by the fact that the log was annotated as “POLL WATCHER REQUESTED” and that many pages of the Audit Logs show to have varying numbers of line entries per page. There are typically 60 lines of text with 7 lines of Header information on pages 1-46. After pages 46, these values vary with Headers located mid-page for many pages. For example, [page 1](#) shows the Header at the top of the page.⁴



Whereas, on [page 56](#), the Header is located mid-page suggesting line items have been possibly removed, thus shifting the Header to a non-standard location on the page.⁵



12. As a representative of True Texas Elections, LLC, it is my belief that the following can be concluded based on

- Reports from official Dallas County Central Counting Stations Watchers,
- Thousands of tabulation errors on the Audit Logs,
- Illegal presence of an internet connected laptop computer in the Central Counting Station while votes were being counted, and that laptop computer left the premises and returned repeatedly over a three day period, and Watchers reported that data was allegedly transferred from the internet laptop computer to the county’s tabulation computers,
- Dallas County operated outside the normal procedures for electronic tabulation of Early Voting and Election Day votes, and

⁴ See page 1 of Exhibit C.

⁵ See page 56 of Exhibit C.

- Because so many electronic tabulation mistakes and irregularities occurred with the counting of Early Voting (170,703 votes) and Election Day (67,224 votes)

that the reported results for U.S. House of Representatives District 32 race between Congressman Sessions and Mr. Allred, are clearly suspect and the true election results cannot be ascertained.

The evidence above warrants an in-depth investigation to ascertain the true will of the voters.

OBTAINED BY AMERICA FIRST LEGAL FOUNDATION THROUGH LITIGATION

"Further affiant sayeth not."


(b) (6)

Laura Pressley, Ph.D.
True Texas Elections, LLC

IN WITNESS WHEREOF, I have hereunto subscribed my name and affixed my official seal, this the
29th day of December, 2018.

(b) (6)

Notary Signature



OBTAINED FROM AMERICA'S FIRST LEGAL FOUNDATION THROUGH LITIGATION

Run Date:11/15/18 11:46 AM

Report EL45A Page 001

	TOTAL VOTES	%	EV_In Person	EV_Mail	Election Day	EV-ED_Prov	ED_ADA
PRECINCTS COUNTED (OF 846)	846	100.00					
REGISTERED VOTERS - TOTAL	1338,788						
BALLOTS CAST - TOTAL	731,576		492,980	42,277	195,486	536	297
VOTER TURNOUT - TOTAL		54.64					
Straight Party							
VOTE FOR 1							
(WITH 846 OF 846 PRECINCTS COUNTED)							
Republican Party (REP)	174,928	34.68	116,848	13,849	44,054	108	69
Democratic Party (DEM)	326,423	64.71	222,558	16,235	87,185	295	150
Libertarian Party (LIB)	3,088	.61	1,629	62	1,392	4	1
Total	504,439		341,035	30,146	132,631	407	220
Over Votes	104		0	16	88	0	0
Under Votes	227,033		151,945	12,115	62,767	129	77
U. S. Senator							
VOTE FOR 1							
(WITH 846 OF 846 PRECINCTS COUNTED)							
Ted Cruz (REP)	241,125	33.13	159,988	18,034	62,874	130	99
Beto O'Rourke (DEM)	481,389	66.14	328,029	23,751	129,023	394	192
Neal M. Dikeman (LIB)	5,368	.74	2,757	199	2,406	5	1
Total	727,882		490,774	41,984	194,303	529	292
Over Votes	74		0	22	52	0	0
Under Votes	3,620		2,206	271	1,131	7	5
U. S. Representative Dist 5							
VOTE FOR 1							
(WITH 110 OF 110 PRECINCTS COUNTED)							
Lance Gooden (REP)	35,588	40.49	23,468	2,441	9,659	19	1
Dan Wood (DEM)	52,166	59.36	35,508	2,229	14,390	36	3
WRITE-IN	129	.15	75	17	37	0	0
Total	87,883		59,051	4,687	24,086	55	4
Over Votes	11		0	3	8	0	0
Under Votes	2,207		1,275	151	781	0	0
U. S. Representative Dist 24							
VOTE FOR 1							
(WITH 131 OF 131 PRECINCTS COUNTED)							
Kenny E. Marchant (REP)	47,270	42.86	32,891	3,112	11,244	20	3
Jan McDowell (DEM)	60,987	55.29	43,031	2,840	15,054	59	3
Mike Kolls (LIB)	2,043	1.85	1,231	47	764	1	0
Total	110,300		77,153	5,999	27,062	80	6
Over Votes	9		0	1	8	0	0
Under Votes	2,015		1,177	177	660	1	0
U. S. Representative Dist 26							
VOTE FOR 1							
(WITH 2 OF 2 PRECINCTS COUNTED)							
Michael C. Burgess (REP)	83	50.61	56	6	21	0	0
Linsey Fagan (DEM)	80	48.78	48	5	27	0	0
Mark Boler (LIB)	1	.61	1	0	0	0	0
Total	164		105	11	48	0	0
Over Votes	0		0	0	0	0	0
Under Votes	3		2	0	1	0	0

Run Date:11/15/18 11:46 AM

Report EL45A Page 002

	TOTAL VOTES	%	EV_In Person	EV_Mail	Election Day	EV-ED_Prov	ED_ADA
U. S. Representative Dist 30							
VOTE FOR 1							
(WITH 275 OF 275 PRECINCTS COUNTED)							
Eddie Bernice Johnson (DEM)	166,782	91.05	115,549	7,664	43,321	119	129
Shawn Jones (LIB)	16,390	8.95	11,102	732	4,534	10	12
Total	183,172		126,651	8,396	47,855	129	141
Over Votes	19		0	5	14	0	0
Under Votes	25,448		16,651	2,140	6,619	12	26

U. S. Representative Dist 32							
VOTE FOR 1							
(WITH 215 OF 215 PRECINCTS COUNTED)							
Pete Sessions (REP)	115,088	45.02	74,691	9,127	31,144	64	62
Colin Allred (DEM)	135,575	53.03	93,232	8,121	34,067	110	45
Melina Baker (LIB)	4,980	1.95	2,780	182	2,013	1	4
Total	255,643		170,703	17,430	67,224	175	111
Over Votes	24		0	5	19	0	0
Under Votes	2,583		1,450	339	786	5	3

U. S. Representative Dist 33							
VOTE FOR 1							
(WITH 113 OF 113 PRECINCTS COUNTED)							
Willie Billups (REP)	14,488	23.97	9,337	932	4,205	12	2
Marc Veasey (DEM)	44,559	73.71	27,757	1,880	14,858	60	4
Jason Reeves (LIB)	1,406	2.33	749	32	622	3	0
Total	60,453		37,843	2,844	19,685	75	6
Over Votes	8		0	0	8	0	0
Under Votes	1,634		919	89	622	4	0

Governor							
VOTE FOR 1							
(WITH 846 OF 846 PRECINCTS COUNTED)							
Greg Abbott (REP)	283,658	39.19	186,175	20,069	77,135	158	121
Lupe Valdez (DEM)	425,202	58.74	292,747	20,924	111,007	362	162
Mark Jay Tippetts (LIB)	15,030	2.08	9,428	556	5,033	8	5
Total	723,890		488,350	41,549	193,175	528	288
Over Votes	88		0	16	72	0	0
Under Votes	7,598		4,630	712	2,239	8	9

Lieutenant Governor							
VOTE FOR 1							
(WITH 846 OF 846 PRECINCTS COUNTED)							
Dan Patrick (REP)	249,712	34.68	164,069	18,125	67,276	139	103
Mike Collier (DEM)	454,567	63.14	313,046	22,867	118,095	377	182
Kerry Douglas McKennon (LIB)	15,690	2.18	9,117	442	6,118	9	4
Total	719,969		486,232	41,434	191,489	525	289
Over Votes	68		0	18	50	0	0
Under Votes	11,539		6,748	825	3,947	11	8

Run Date:11/15/18 11:46 AM

Report EL45A Page 003

	TOTAL VOTES	%	EV_In Person	EV_Mail	Election Day	EV-ED_Prov	ED_ADA
Attorney General							
VOTE FOR 1							
(WITH 846 OF 846 PRECINCTS COUNTED)							
Ken Paxton (REP)	240,428	33.41	158,700	17,513	63,977	145	93
Justin Nelson (DEM)	461,568	64.14	317,203	23,341	120,471	369	184
Michael Ray Harris (LIB)	17,669	2.46	10,341	511	6,796	11	10
Total	719,665		486,244	41,365	191,244	525	287
Over Votes	59		0	13	46	0	0
Under Votes	11,852		6,736	899	4,196	11	10

Comptroller of Public Accounts							
VOTE FOR 1							
(WITH 846 OF 846 PRECINCTS COUNTED)							
Glenn Hegar (REP)	259,119	36.35	171,767	18,784	68,320	140	108
Joi Chevalier (DEM)	427,232	59.93	295,061	21,449	110,195	360	167
Ben Sanders (LIB)	26,540	3.72	15,049	748	10,711	22	10
Total	712,891		481,877	40,981	189,226	522	285
Over Votes	59		0	15	44	0	0
Under Votes	18,626		11,103	1,281	6,216	14	12

Comm of the General Land Office							
VOTE FOR 1							
(WITH 846 OF 846 PRECINCTS COUNTED)							
George P. Bush (REP)	273,729	38.17	181,091	19,555	72,822	146	115
Miguel Suazo (DEM)	424,668	59.21	292,209	21,111	110,816	366	166
Matt Pina (LIB)	18,786	2.62	11,277	581	6,907	14	7
Total	717,183		484,577	41,247	190,545	526	288
Over Votes	76		0	15	61	0	0
Under Votes	14,317		8,403	1,015	4,880	10	9

Commissioner of Agriculture							
VOTE FOR 1							
(WITH 846 OF 846 PRECINCTS COUNTED)							
Sid Miller (REP)	244,241	34.21	162,370	17,609	64,022	142	98
Kim Olson (DEM)	452,493	63.39	310,600	22,860	118,484	370	179
Richard Carpenter (LIB)	17,126	2.40	9,761	575	6,765	15	10
Total	713,860		482,731	41,044	189,271	527	287
Over Votes	47		0	12	35	0	0
Under Votes	17,669		10,249	1,221	6,180	9	10

Railroad Commissioner							
VOTE FOR 1							
(WITH 846 OF 846 PRECINCTS COUNTED)							
Christi Craddick (REP)	262,046	36.75	173,733	18,874	69,187	143	109
Roman McAllen (DEM)	430,068	60.31	296,641	21,499	111,402	357	169
Mike Wright (LIB)	21,023	2.95	12,078	619	8,294	22	10
Total	713,137		482,452	40,992	188,883	522	288
Over Votes	51		0	10	41	0	0
Under Votes	18,388		10,528	1,275	6,562	14	9

Run Date:11/15/18 11:46 AM

Report EL45A Page 004

	TOTAL VOTES	%	EV_In Person	EV_Mail	Election Day	EV-ED_Prov	ED_ADA
Justice, Supreme Court, P1 2							
VOTE FOR 1							
(WITH 846 OF 846 PRECINCTS COUNTED)							
Jimmy Blacklock (REP)	254,593	35.84	168,356	18,096	67,898	141	102
Steven Kirkland (DEM)	455,847	64.16	312,920	22,617	119,747	381	182
Total	710,440		481,276	40,713	187,645	522	284
Over Votes	63		0	8	55	0	0
Under Votes	21,073		11,704	1,556	7,786	14	13
Justice, Supreme Court, P1 4							
VOTE FOR 1							
(WITH 846 OF 846 PRECINCTS COUNTED)							
John Devine (REP)	261,709	36.89	172,620	18,660	70,180	143	106
R.K. Sandill (DEM)	447,646	63.11	307,821	21,993	117,278	377	177
Total	709,355		480,441	40,653	187,458	520	283
Over Votes	42		0	4	38	0	0
Under Votes	22,179		12,539	1,620	7,990	16	14
Justice, Supreme Court, P1 6							
VOTE FOR 1							
(WITH 846 OF 846 PRECINCTS COUNTED)							
Jeff Brown (REP)	260,493	36.66	172,200	18,718	69,321	144	110
Kathy Cheng (DEM)	450,030	63.34	309,252	21,952	118,278	375	173
Total	710,523		481,452	40,670	187,599	519	283
Over Votes	38		0	6	32	0	0
Under Votes	21,015		11,528	1,601	7,855	17	14
Presiding Judge, Ct of Criminal Appeals							
VOTE FOR 1							
(WITH 846 OF 846 PRECINCTS COUNTED)							
Sharon Keller (REP)	250,010	35.16	166,298	17,848	65,629	138	97
Maria T. (Terri) Jackson (DEM)	444,825	62.56	305,701	22,258	116,316	371	179
William Bryan Strange III (LIB)	16,201	2.28	9,180	551	6,448	14	8
Total	711,036		481,179	40,657	188,393	523	284
Over Votes	142		0	91	50	1	0
Under Votes	20,398		11,801	1,529	7,043	12	13
Judge, Ct of Criminal Appeals, P1 7							
VOTE FOR 1							
(WITH 846 OF 846 PRECINCTS COUNTED)							
Barbara Parker Hervey (REP)	260,738	36.86	172,357	18,532	69,594	145	110
Ramona Franklin (DEM)	446,610	63.14	306,847	21,886	117,328	374	175
Total	707,348		479,204	40,418	186,922	519	285
Over Votes	88		0	58	30	0	0
Under Votes	24,140		13,776	1,801	8,534	17	12
Judge, Ct of Criminal Appeals, P1 8							
VOTE FOR 1							
(WITH 846 OF 846 PRECINCTS COUNTED)							
Michelle Slaughter (REP)	294,938	60.63	197,375	19,807	77,477	162	117
Mark Ash (LIB)	191,505	39.37	138,527	6,228	46,529	148	73
Total	486,443		335,902	26,035	124,006	310	190
Over Votes	131		0	60	71	0	0
Under Votes	245,002		157,078	16,182	71,409	226	107

Run Date:11/15/18 11:46 AM

Report EL45A Page 005

	TOTAL VOTES	%	EV_In Person	EV_Mail	Election Day	EV-ED_Prov	ED_ADA
State Board of Education, Dist 11							
VOTE FOR 1							
(WITH 119 OF 119 PRECINCTS COUNTED)							
Patricia "Pat" Hardy (REP)	45,284	43.64	31,537	2,969	10,756	19	3
Carla Morton (DEM)	55,901	53.87	39,371	2,545	13,932	51	2
Aaron Gutknecht (LIB)	2,587	2.49	1,546	63	974	4	0
Total	103,772		72,454	5,577	25,662	74	5
Over Votes	17		0	3	14	0	0
Under Votes	3,392		1,978	372	1,041	1	0
State Board of Education, Dist 12							
VOTE FOR 1							
(WITH 305 OF 305 PRECINCTS COUNTED)							
Pam Little (REP)	146,778	44.23	96,614	10,950	39,071	84	59
Suzanne Smith (DEM)	175,960	53.02	121,920	9,939	43,923	138	40
Rachel Wester (LIB)	9,117	2.75	5,183	244	3,676	7	7
Total	331,855		223,717	21,133	86,670	229	106
Over Votes	33		0	7	26	0	0
Under Votes	11,295		6,102	1,201	3,979	7	6
State Board of Education, Dist 13							
VOTE FOR 1							
(WITH 422 OF 422 PRECINCTS COUNTED)							
A. Denise Russell (REP)	56,365	20.60	36,848	3,768	15,674	35	40
Aicha Davis (DEM)	217,241	79.40	147,558	9,562	59,804	183	134
Total	273,606		184,406	13,330	75,478	218	174
Over Votes	14		0	3	11	0	0
Under Votes	7,592		4,323	651	2,605	7	6
State Senator, Dist 2							
VOTE FOR 1							
(WITH 135 OF 135 PRECINCTS COUNTED)							
Bob Hall (REP)	41,456	38.55	26,880	3,146	11,407	22	1
Kendall Scudder (DEM)	66,086	61.45	44,655	2,802	18,573	51	5
Total	107,542		71,535	5,948	29,980	73	6
Over Votes	8		0	3	5	0	0
Under Votes	2,744		1,543	213	986	2	0
State Senator, Dist 8							
VOTE FOR 1							
(WITH 32 OF 32 PRECINCTS COUNTED)							
Angela Paxton (REP)	19,431	44.17	12,406	1,557	5,450	15	3
Mark Phariss (DEM)	24,565	55.83	16,953	1,338	6,251	20	3
Total	43,996		29,359	2,895	11,701	35	6
Over Votes	3		0	3	0	0	0
Under Votes	1,261		625	157	478	1	0
State Senator, Dist 9							
VOTE FOR 1							
(WITH 64 OF 64 PRECINCTS COUNTED)							
Kelly Hancock (REP)	17,977	40.92	12,093	1,245	4,620	13	6
Gwenn Burud (DEM)	25,958	59.08	16,787	1,154	7,968	40	9
Total	43,935		28,880	2,399	12,588	53	15
Over Votes	2		0	0	2	0	0
Under Votes	1,354		750	94	509	1	0

	TOTAL VOTES	%	EV_In Person	EV_Mail	Election Day	EV-ED_Prov	ED_ADA
State Senator, Dist 16							
VOTE FOR 1							
(WITH 299 OF 299 PRECINCTS COUNTED)							
Don Huffines (REP)	134,933	45.87	90,127	9,497	35,175	72	62
Nathan Johnson (DEM)	159,224	54.13	111,456	8,842	38,754	124	48
Total	294,157		201,583	18,339	73,929	196	110
Over Votes	25		0	11	14	0	0
Under Votes	6,976		3,393	993	2,584	5	1

State Senator, Dist 23							
VOTE FOR 1							
(WITH 316 OF 316 PRECINCTS COUNTED)							
Royce West (DEM)	192,146	100.00	131,703	8,540	51,626	149	128
Total	192,146		131,703	8,540	51,626	149	128
Over Votes	0		0	0	0	0	0
Under Votes	37,427		23,609	2,682	11,084	21	31

State Representative, Dist 100							
VOTE FOR 1							
(WITH 73 OF 73 PRECINCTS COUNTED)							
Eric Johnson (DEM)	33,933	100.00	22,701	1,548	9,632	38	14
Total	33,933		22,701	1,548	9,632	38	14
Over Votes	0		0	0	0	0	0
Under Votes	8,033		5,182	546	2,297	6	2

State Representative, Dist 102							
VOTE FOR 1							
(WITH 50 OF 50 PRECINCTS COUNTED)							
Linda Koop (REP)	26,758	47.12	17,101	2,601	6,966	21	69
Ana-Maria Ramos (DEM)	30,024	52.88	20,914	1,702	7,354	31	23
Total	56,782		38,015	4,303	14,320	52	92
Over Votes	9		0	8	1	0	0
Under Votes	1,138		546	184	407	1	0

State Representative, Dist 103							
VOTE FOR 1							
(WITH 73 OF 73 PRECINCTS COUNTED)							
Jerry Fortenberry (REP)	8,322	21.75	5,150	430	2,733	9	0
Rafael M. Anchia (DEM)	29,935	78.25	19,934	1,296	8,673	30	2
Total	38,257		25,084	1,726	11,406	39	2
Over Votes	4		0	3	1	0	0
Under Votes	1,303		680	165	456	2	0

State Representative, Dist 104							
VOTE FOR 1							
(WITH 50 OF 50 PRECINCTS COUNTED)							
Jessica Gonzalez (DEM)	26,078	100.00	16,401	1,041	8,609	24	3
Total	26,078		16,401	1,041	8,609	24	3
Over Votes	0		0	0	0	0	0
Under Votes	6,093		3,718	440	1,928	7	0

Run Date:11/15/18 11:46 AM

Report EL45A Page 007

	TOTAL VOTES	%	EV_In Person	EV_Mail	Election Day	EV-ED_Prov	ED_ADA
State Representative, Dist 105							
VOTE FOR 1							
(WITH 54 OF 54 PRECINCTS COUNTED)							
Rodney Anderson (REP)	20,324	45.26	13,582	1,414	5,311	11	6
Thresa "Terry" Meza (DEM)	24,578	54.74	16,114	1,034	7,390	32	8
Total	44,902		29,696	2,448	12,701	43	14
Over Votes	7		0	2	5	0	0
Under Votes	967		511	99	355	2	0

State Representative, Dist 107							
VOTE FOR 1							
(WITH 53 OF 53 PRECINCTS COUNTED)							
Deanna Maria Metzger (REP)	21,829	42.90	13,937	1,808	6,074	10	0
Victoria Neave (DEM)	29,057	57.10	19,362	1,490	8,179	26	0
Total	50,886		33,299	3,298	14,253	36	0
Over Votes	5		0	0	5	0	0
Under Votes	1,118		632	108	378	0	0

State Representative, Dist 108							
VOTE FOR 1							
(WITH 70 OF 70 PRECINCTS COUNTED)							
Morgan Meyer (REP)	39,427	50.14	25,296	2,225	11,885	16	5
Joanna Cattnach (DEM)	39,207	49.86	27,367	2,242	9,561	33	4
Total	78,634		52,663	4,467	21,446	49	9
Over Votes	25		0	22	3	0	0
Under Votes	2,817		1,312	477	1,024	4	0

State Representative, Dist 109							
VOTE FOR 1							
(WITH 72 OF 72 PRECINCTS COUNTED)							
Carl Sherman (DEM)	51,975	98.47	37,987	2,016	11,937	21	14
WRITE-IN	808	1.53	531	81	193	3	0
Total	52,783		38,518	2,097	12,130	24	14
Over Votes	6		0	1	5	0	0
Under Votes	8,720		6,016	659	2,037	3	5

State Representative, Dist 110							
VOTE FOR 1							
(WITH 58 OF 58 PRECINCTS COUNTED)							
Toni Rose (DEM)	27,299	100.00	16,825	1,285	9,132	12	45
Total	27,299		16,825	1,285	9,132	12	45
Over Votes	0		0	0	0	0	0
Under Votes	3,689		2,235	256	1,191	0	7

State Representative, Dist 111							
VOTE FOR 1							
(WITH 68 OF 68 PRECINCTS COUNTED)							
Yvonne Davis (DEM)	44,377	100.00	31,656	2,225	10,410	34	52
Total	44,377		31,656	2,225	10,410	34	52
Over Votes	0		0	0	0	0	0
Under Votes	10,280		7,127	810	2,320	4	19

Run Date:11/15/18 11:46 AM

Report EL45A

Page 008

	TOTAL VOTES	%	EV_In Person	EV_Mail	Election Day	EV-ED_Prov	ED_ADA
State Representative, Dist 112							
VOTE FOR 1							
(WITH 40 OF 40 PRECINCTS COUNTED)							
Angie Chen Button (REP)	27,126	51.04	17,328	2,044	7,730	21	3
Brandy K Chambers (DEM)	26,016	48.96	17,609	1,183	7,200	21	3
Total	53,142		34,937	3,227	14,930	42	6
Over Votes	4		0	3	1	0	0
Under Votes	947		452	109	384	2	0
State Representative, Dist 113							
VOTE FOR 1							
(WITH 46 OF 46 PRECINCTS COUNTED)							
Jonathan Boos (REP)	24,500	46.52	16,340	1,616	6,530	13	1
Rheta Andrews Bowers (DEM)	28,170	53.48	19,580	1,128	7,437	24	1
Total	52,670		35,920	2,744	13,967	37	2
Over Votes	9		0	5	4	0	0
Under Votes	909		511	82	315	1	0
State Representative, Dist 114							
VOTE FOR 1							
(WITH 74 OF 74 PRECINCTS COUNTED)							
Lisa Luby Ryan (REP)	29,508	44.35	19,795	2,361	7,334	17	1
John Turner (DEM)	37,020	55.65	26,072	2,522	8,393	26	7
Total	66,528		45,867	4,883	15,727	43	8
Over Votes	13		0	9	4	0	0
Under Votes	1,345		652	215	476	1	1
State Representative, Dist 115							
VOTE FOR 1							
(WITH 65 OF 65 PRECINCTS COUNTED)							
Matt Rinaldi (REP)	24,512	43.21	17,831	1,315	5,360	5	1
Julie Johnson (DEM)	32,213	56.79	23,360	1,313	7,515	24	1
Total	56,725		41,191	2,628	12,875	29	2
Over Votes	6		0	3	3	0	0
Under Votes	1,133		633	151	348	1	0
Chief Justice, 5th Ct of App Dist							
VOTE FOR 1							
(WITH 846 OF 846 PRECINCTS COUNTED)							
Douglas S. Lang (REP)	260,677	36.87	172,625	18,526	69,275	138	113
Robert Burns (DEM)	446,287	63.13	306,500	21,413	117,822	381	171
Total	706,964		479,125	39,939	187,097	519	284
Over Votes	47		0	16	31	0	0
Under Votes	24,565		13,855	2,322	8,358	17	13
Justice, 5th Ct of App Dist, PI 2							
VOTE FOR 1							
(WITH 846 OF 846 PRECINCTS COUNTED)							
David Evans (REP)	265,664	37.62	175,563	18,807	71,036	144	114
Robbie Partida-Kipness (DEM)	440,484	62.38	303,252	21,092	115,598	372	170
Total	706,148		478,815	39,899	186,634	516	284
Over Votes	68		0	12	56	0	0
Under Votes	25,360		14,165	2,366	8,796	20	13

Run Date:11/15/18 11:46 AM

Report EL45A Page 009

	TOTAL VOTES	%	EV_In Person	EV_Mail	Election Day	EV-ED_Prov	ED_ADA
Justice, 5th Ct of App Dist, Pl 5							
VOTE FOR 1							
(WITH 846 OF 846 PRECINCTS COUNTED)							
Craig Stoddart (REP).	258,794	36.65	171,704	18,450	68,388	141	111
Erin Nowell (DEM).	447,369	63.35	307,244	21,455	118,122	375	173
Total	706,163		478,948	39,905	186,510	516	284
Over Votes	21		0	2	19	0	0
Under Votes	25,392		14,032	2,370	8,957	20	13
Justice, 5th Ct of App Dist, Pl 9							
VOTE FOR 1							
(WITH 846 OF 846 PRECINCTS COUNTED)							
Jason Boatright (REP)	260,101	36.87	172,179	18,452	69,221	139	110
Bill Pedersen (DEM)	445,307	63.13	306,230	21,404	117,123	377	173
Total	705,408		478,409	39,856	186,344	516	283
Over Votes	35		0	7	28	0	0
Under Votes	26,133		14,571	2,414	9,114	20	14
Justice, 5th Ct of App Dist, Pl 10							
VOTE FOR 1							
(WITH 846 OF 846 PRECINCTS COUNTED)							
Molly Francis (REP)	261,959	37.11	173,580	18,610	69,515	143	111
Amanda Reichek (DEM).	443,864	62.89	305,061	21,291	116,968	374	170
Total	705,823		478,641	39,901	186,483	517	281
Over Votes	39		0	8	31	0	0
Under Votes	25,714		14,339	2,368	8,972	19	16
Justice, 5th Ct of App Dist, Pl 11							
VOTE FOR 1							
(WITH 846 OF 846 PRECINCTS COUNTED)							
John Browning (REP)	261,274	37.06	172,882	18,538	69,604	140	110
Cory Carlyle (DEM)	443,734	62.94	305,211	21,309	116,670	374	170
Total	705,008		478,093	39,847	186,274	514	280
Over Votes	35		0	4	31	0	0
Under Votes	26,533		14,887	2,426	9,181	22	17
Justice, 5th Ct of Appeals Dist, Pl 12							
VOTE FOR 1							
(WITH 846 OF 846 PRECINCTS COUNTED)							
Jim Piki (REP).	254,102	36.01	168,456	18,030	67,374	138	104
Ken Molberg (DEM).	451,563	63.99	310,038	21,894	119,076	378	177
Total	705,665		478,494	39,924	186,450	516	281
Over Votes	30		0	7	23	0	0
Under Votes	25,881		14,486	2,346	9,013	20	16
Justice, 5th Ct of App Dist, Pl 13							
VOTE FOR 1							
(WITH 846 OF 846 PRECINCTS COUNTED)							
Elizabeth Lang Miers (REP).	263,916	37.39	174,888	18,776	69,999	143	110
Leslie Lester Osborne (DEM)	441,917	62.61	303,784	21,109	116,477	374	173
Total	705,833		478,672	39,885	186,476	517	283
Over Votes	54		0	10	44	0	0
Under Votes	25,689		14,308	2,382	8,966	19	14

Run Date:11/15/18 11:46 AM

Report EL45A Page 010

	TOTAL VOTES	%	EV_In Person	EV_Mail	Election Day	EV-ED_Prov	ED_ADA
Judge, 44th Judicial District							
VOTE FOR 1							
(WITH 846 OF 846 PRECINCTS COUNTED)							
Bonnie Lee Goldstein (DEM).	483,898	100.00	330,804	22,747	129,747	405	195
Total	483,898		330,804	22,747	129,747	405	195
Over Votes	0		0	0	0	0	0
Under Votes	247,678		162,176	19,530	65,739	131	102
Judge, 68th Judicial District							
VOTE FOR 1							
(WITH 846 OF 846 PRECINCTS COUNTED)							
Martin Hoffman (DEM).	483,151	100.00	330,609	22,796	129,156	398	192
Total	483,151		330,609	22,796	129,156	398	192
Over Votes	0		0	0	0	0	0
Under Votes	248,425		162,371	19,481	66,330	138	105
Judge, 101st Judicial District							
VOTE FOR 1							
(WITH 846 OF 846 PRECINCTS COUNTED)							
Mike Lee (REP).	251,390	35.78	166,530	17,731	66,892	137	100
Staci Williams (DEM).	451,232	64.22	309,885	21,810	118,981	380	176
Total	702,622		476,415	39,541	185,873	517	276
Over Votes	134		0	12	122	0	0
Under Votes	28,820		16,565	2,724	9,491	19	21
Judge, 116th Judicial District							
VOTE FOR 1							
(WITH 846 OF 846 PRECINCTS COUNTED)							
Tonya Parker (DEM)	483,480	100.00	330,908	22,809	129,170	400	193
Total	483,480		330,908	22,809	129,170	400	193
Over Votes	0		0	0	0	0	0
Under Votes	248,096		162,072	19,468	66,316	136	104
Judge, 134th Judicial District							
VOTE FOR 1							
(WITH 846 OF 846 PRECINCTS COUNTED)							
Dale Tillery (DEM)	482,076	100.00	330,043	22,750	128,693	397	193
Total	482,076		330,043	22,750	128,693	397	193
Over Votes	0		0	0	0	0	0
Under Votes	249,500		162,937	19,527	66,793	139	104
Judge, 160th Judicial District							
VOTE FOR 1							
(WITH 846 OF 846 PRECINCTS COUNTED)							
Aiesha Redmond (DEM).	481,678	100.00	329,822	22,724	128,542	398	192
Total	481,678		329,822	22,724	128,542	398	192
Over Votes	0		0	0	0	0	0
Under Votes	249,898		163,158	19,553	66,944	138	105

Run Date:11/15/18 11:46 AM

Report EL45A Page 011

	TOTAL VOTES	%	EV_In Person	EV_Mail	Election Day	EV-ED_Prov	ED_ADA
Judge, 191st Judicial District							
VOTE FOR 1							
(WITH 846 OF 846 PRECINCTS COUNTED)							
Gena Slaughter (DEM).	481,605	100.00	329,852	22,717	128,445	399	192
Total	481,605		329,852	22,717	128,445	399	192
Over Votes	0		0	0	0	0	0
Under Votes	249,971		163,128	19,560	67,041	137	105
Judge, 192nd Judicial District							
VOTE FOR 1							
(WITH 846 OF 846 PRECINCTS COUNTED)							
Craig Smith (DEM).	479,626	100.00	327,730	22,770	128,535	396	195
Total	479,626		327,730	22,770	128,535	396	195
Over Votes	0		0	0	0	0	0
Under Votes	251,950		165,250	19,507	66,951	140	102
Judge, 193rd Judicial District							
VOTE FOR 1							
(WITH 846 OF 846 PRECINCTS COUNTED)							
Bridgett Whitmore (DEM).	478,675	100.00	326,913	22,722	128,448	399	193
Total	478,675		326,913	22,722	128,448	399	193
Over Votes	0		0	0	0	0	0
Under Votes	252,901		166,067	19,555	67,038	137	104
Judge, 194th Judicial District							
VOTE FOR 1							
(WITH 846 OF 846 PRECINCTS COUNTED)							
Ernest White (DEM)	478,431	100.00	326,696	22,741	128,403	398	193
Total	478,431		326,696	22,741	128,403	398	193
Over Votes	0		0	0	0	0	0
Under Votes	253,145		166,284	19,536	67,083	138	104
Judge, 195th Judicial District							
VOTE FOR 1							
(WITH 846 OF 846 PRECINCTS COUNTED)							
Hector Garza (DEM)	479,230	100.00	327,232	22,758	128,648	400	192
Total	479,230		327,232	22,758	128,648	400	192
Over Votes	0		0	0	0	0	0
Under Votes	252,346		165,748	19,519	66,838	136	105
Judge, 203rd Judicial District							
VOTE FOR 1							
(WITH 846 OF 846 PRECINCTS COUNTED)							
Raquel "Rocky" Jones (DEM).	474,550	98.77	326,284	22,272	125,416	385	193
WRITE-IN.	5,893	1.23	2,935	980	1,976	2	0
Total	480,443		329,219	23,252	127,392	387	193
Over Votes	196		0	48	147	1	0
Under Votes	250,937		163,761	18,977	67,947	148	104

Run Date:11/15/18 11:46 AM

Report EL45A Page 012

	TOTAL VOTES	%	EV_In Person	EV_Mail	Election Day	EV-ED_Prov	ED_ADA
Judge, 204th Judicial District							
VOTE FOR 1							
(WITH 846 OF 846 PRECINCTS COUNTED)							
Tammy Kemp (DEM)	473,213	100.00	326,326	22,370	123,938	385	194
Total	473,213		326,326	22,370	123,938	385	194
Over Votes	0		0	0	0	0	0
Under Votes	258,363		166,654	19,907	71,548	151	103
Judge, 254th Judicial District							
VOTE FOR 1							
(WITH 846 OF 846 PRECINCTS COUNTED)							
Darlene Ewing (DEM)	472,313	100.00	325,808	22,358	123,573	380	194
Total	472,313		325,808	22,358	123,573	380	194
Over Votes	0		0	0	0	0	0
Under Votes	259,263		167,172	19,919	71,913	156	103
Judge, 255th Judicial District							
VOTE FOR 1							
(WITH 846 OF 846 PRECINCTS COUNTED)							
Kim Cooks (DEM)	472,136	100.00	325,659	22,311	123,593	380	193
Total	472,136		325,659	22,311	123,593	380	193
Over Votes	0		0	0	0	0	0
Under Votes	259,440		167,321	19,966	71,893	156	104
Judge, 256th Judicial District							
VOTE FOR 1							
(WITH 846 OF 846 PRECINCTS COUNTED)							
David Lopez (DEM).	472,970	100.00	326,303	22,345	123,747	383	192
Total	472,970		326,303	22,345	123,747	383	192
Over Votes	0		0	0	0	0	0
Under Votes	258,606		166,677	19,932	71,739	153	105
Judge, 265th Judicial District							
VOTE FOR 1							
(WITH 846 OF 846 PRECINCTS COUNTED)							
Jennifer Bennett (DEM)	472,467	100.00	326,073	22,346	123,473	381	194
Total	472,467		326,073	22,346	123,473	381	194
Over Votes	0		0	0	0	0	0
Under Votes	259,109		166,907	19,931	72,013	155	103
Judge, 282nd Judicial District							
VOTE FOR 1							
(WITH 846 OF 846 PRECINCTS COUNTED)							
Amber Givens-Davis (DEM)	471,538	100.00	325,546	22,300	123,117	381	194
Total	471,538		325,546	22,300	123,117	381	194
Over Votes	0		0	0	0	0	0
Under Votes	260,038		167,434	19,977	72,369	155	103

Run Date:11/15/18 11:46 AM

Report EL45A Page 013

	TOTAL VOTES	%	EV_In Person	EV_Mail	Election Day	EV-ED_Prov	ED_ADA
Judge, 283rd Judicial District							
VOTE FOR 1							
(WITH 846 OF 846 PRECINCTS COUNTED)							
Livia Francis (REP)	247,721	35.91	164,299	17,472	65,710	136	104
Lela D. Mays (DEM)	442,114	64.09	306,009	21,554	114,014	363	174
Total	689,835		470,308	39,026	179,724	499	278
Over Votes	694		0	44	649	1	0
Under Votes	41,047		22,672	3,207	15,113	36	19
Judge, 291st Judicial District							
VOTE FOR 1							
(WITH 846 OF 846 PRECINCTS COUNTED)							
Stephanie N. Mitchell (DEM)	471,816	100.00	325,869	22,283	123,090	381	193
Total	471,816		325,869	22,283	123,090	381	193
Over Votes	0		0	0	0	0	0
Under Votes	259,760		167,111	19,994	72,396	155	104
Judge, 292nd Judicial District							
VOTE FOR 1							
(WITH 846 OF 846 PRECINCTS COUNTED)							
Brandon Birmingham (DEM)	471,728	100.00	325,776	22,299	123,078	381	194
Total	471,728		325,776	22,299	123,078	381	194
Over Votes	0		0	0	0	0	0
Under Votes	259,848		167,204	19,978	72,408	155	103
Judge, 298th Judicial District							
VOTE FOR 1							
(WITH 846 OF 846 PRECINCTS COUNTED)							
Emily G. Tobolowsky (DEM)	472,260	100.00	326,086	22,373	123,227	380	194
Total	472,260		326,086	22,373	123,227	380	194
Over Votes	0		0	0	0	0	0
Under Votes	259,316		166,894	19,904	72,259	156	103
Judge, 363rd Judicial District							
VOTE FOR 1							
(WITH 846 OF 846 PRECINCTS COUNTED)							
Tracy Holmes (DEM)	471,245	100.00	325,196	22,299	123,175	382	193
Total	471,245		325,196	22,299	123,175	382	193
Over Votes	0		0	0	0	0	0
Under Votes	260,331		167,784	19,978	72,311	154	104
Criminal Dist Judge, Ct No. 1							
VOTE FOR 1							
(WITH 846 OF 846 PRECINCTS COUNTED)							
Tina Yoo Clinton (DEM)	470,962	100.00	325,070	22,300	123,018	380	194
Total	470,962		325,070	22,300	123,018	380	194
Over Votes	0		0	0	0	0	0
Under Votes	260,614		167,910	19,977	72,468	156	103

Run Date:11/15/18 11:46 AM

Report EL45A Page 014

	TOTAL VOTES	%	EV_In Person	EV_Mail	Election Day	EV-ED_Prov	ED_ADA
Criminal Dist Judge, Ct No. 5							
VOTE FOR 1							
(WITH 846 OF 846 PRECINCTS COUNTED)							
Carter Thompson (DEM)	470,663	100.00	324,866	22,288	122,938	378	193
Total	470,663		324,866	22,288	122,938	378	193
Over Votes	0		0	0	0	0	0
Under Votes	260,913		168,114	19,989	72,548	158	104
Criminal Dist Judge, Ct No. 6							
VOTE FOR 1							
(WITH 846 OF 846 PRECINCTS COUNTED)							
Jeanine Howard (DEM)	470,462	100.00	324,699	22,281	122,908	380	194
Total	470,462		324,699	22,281	122,908	380	194
Over Votes	0		0	0	0	0	0
Under Votes	261,114		168,281	19,996	72,578	156	103
Criminal Dist Judge, Ct No. 7							
VOTE FOR 1							
(WITH 846 OF 846 PRECINCTS COUNTED)							
Stephanie Fargo (REP)	261,319	37.73	173,742	18,330	68,993	144	110
Chika Anyiam (DEM)	431,308	62.27	299,869	20,556	110,358	356	169
Total	692,627		473,611	38,886	179,351	500	279
Over Votes	936		0	70	865	1	0
Under Votes	38,013		19,369	3,321	15,270	35	18
Family Dist Judge, 301st Judicial Dist							
VOTE FOR 1							
(WITH 846 OF 846 PRECINCTS COUNTED)							
Mary Brown (DEM)	471,330	100.00	325,333	22,338	123,085	381	193
Total	471,330		325,333	22,338	123,085	381	193
Over Votes	0		0	0	0	0	0
Under Votes	260,246		167,647	19,939	72,401	155	104
Family Dist Judge, 302nd Judicial Dist							
VOTE FOR 1							
(WITH 846 OF 846 PRECINCTS COUNTED)							
Sandra Jackson (DEM)	471,512	100.00	325,355	22,328	123,255	382	192
Total	471,512		325,355	22,328	123,255	382	192
Over Votes	0		0	0	0	0	0
Under Votes	260,064		167,625	19,949	72,231	154	105
Family Dist Judge, 303rd Judicial Dist							
VOTE FOR 1							
(WITH 846 OF 846 PRECINCTS COUNTED)							
Dennise Garcia (DEM)	471,659	100.00	325,442	22,345	123,298	382	192
Total	471,659		325,442	22,345	123,298	382	192
Over Votes	0		0	0	0	0	0
Under Votes	259,917		167,538	19,932	72,188	154	105

Run Date:11/15/18 11:46 AM

Report EL45A Page 015

	TOTAL VOTES	%	EV_In Person	EV_Mail	Election Day	EV-ED_Prov	ED_ADA
Family Dist Judge, 304th Judicial Dist							
VOTE FOR 1							
(WITH 846 OF 846 PRECINCTS COUNTED)							
Andrea Martin (DEM)	470,988	100.00	324,909	22,300	123,207	381	191
Total	470,988		324,909	22,300	123,207	381	191
Over Votes	0		0	0	0	0	0
Under Votes	260,588		168,071	19,977	72,279	155	106
Family Dist Judge, 305th Judicial Dist							
VOTE FOR 1							
(WITH 846 OF 846 PRECINCTS COUNTED)							
Cheryl Lee Shannon (DEM)	470,719	100.00	325,040	22,300	122,808	380	191
Total	470,719		325,040	22,300	122,808	380	191
Over Votes	0		0	0	0	0	0
Under Votes	260,857		167,940	19,977	72,678	156	106
Family Dist Judge, 330th Judicial Dist							
VOTE FOR 1							
(WITH 846 OF 846 PRECINCTS COUNTED)							
Andrea Plumlee (DEM)	469,929	100.00	324,664	22,237	122,455	381	192
Total	469,929		324,664	22,237	122,455	381	192
Over Votes	0		0	0	0	0	0
Under Votes	261,647		168,316	20,040	73,031	155	105
Criminal District Attorney							
VOTE FOR 1							
(WITH 846 OF 846 PRECINCTS COUNTED)							
Faith Johnson (REP)	281,073	39.86	187,463	18,911	74,418	160	121
John Creuzot (DEM)	424,088	60.14	293,167	20,798	109,616	343	164
Total	705,161		480,630	39,709	184,034	503	285
Over Votes	288		0	37	250	1	0
Under Votes	26,127		12,350	2,531	11,202	32	12
County Judge							
VOTE FOR 1							
(WITH 846 OF 846 PRECINCTS COUNTED)							
Brian Hutcheson (REP)	241,437	34.12	161,418	17,155	62,645	131	88
Clay Jenkins (DEM)	447,972	63.32	310,405	22,101	114,922	357	187
Preston Poulter (LIB)	18,115	2.56	10,619	449	7,020	16	11
Total	707,524		482,442	39,705	184,587	504	286
Over Votes	165		0	23	142	0	0
Under Votes	23,887		10,538	2,549	10,757	32	11
Sheriff, Unexpired Term							
VOTE FOR 1							
(WITH 846 OF 846 PRECINCTS COUNTED)							
Aaron Meek (REP)	251,841	35.86	168,293	17,562	65,751	135	100
Marian Brown (DEM)	450,398	64.14	311,202	21,899	116,748	366	183
Total	702,239		479,495	39,461	182,499	501	283
Over Votes	67		0	14	53	0	0
Under Votes	29,270		13,485	2,802	12,934	35	14

Run Date:11/15/18 11:46 AM

Report EL45A Page 016

	TOTAL VOTES	%	EV_In Person	EV_Mail	Election Day	EV-ED_Prov	ED_ADA
County Commissioner, Pct No. 2							
VOTE FOR 1							
(WITH 211 OF 211 PRECINCTS COUNTED)							
J.J. Koch (REP)	125,920	51.75	86,083	9,102	30,612	61	62
Wini Cannon (DEM)	109,614	45.05	79,941	6,627	22,946	69	31
Alberto J. Perez (LIB)	7,771	3.19	4,679	188	2,892	6	6
Total	243,305		170,703	15,917	56,450	136	99
Over Votes	32		0	2	30	0	0
Under Votes	11,566		6,013	1,198	4,339	9	7
Justice Peace, Pct No. 2, P1 1							
VOTE FOR 1							
(WITH 134 OF 134 PRECINCTS COUNTED)							
Ashley Hutcheson (REP)	63,709	44.58	42,009	4,759	16,899	40	2
Margaret O'Brien (DEM)	79,185	55.42	53,258	3,613	22,245	66	3
Total	142,894		95,267	8,372	39,144	106	5
Over Votes	8		0	2	6	0	0
Under Votes	5,231		2,517	387	2,320	6	1
Justice of the Peace, Pct No. 2, P1 2							
VOTE FOR 1							
(WITH 134 OF 134 PRECINCTS COUNTED)							
Bill Metzger (REP)	63,684	44.50	41,952	4,850	16,840	40	2
Katina Whitfield (DEM)	79,417	55.50	53,418	3,527	22,401	68	3
Total	143,101		95,370	8,377	39,241	108	5
Over Votes	11		0	1	10	0	0
Under Votes	5,021		2,414	383	2,219	4	1
Justice of the Peace, Pct No. 3, P1 1							
VOTE FOR 1							
(WITH 210 OF 210 PRECINCTS COUNTED)							
A1 Cercone (REP)	101,214	50.38	69,415	7,579	24,106	47	67
Shannon Bradford (DEM)	99,700	49.62	71,093	6,086	22,411	76	34
Total	200,914		140,508	13,665	46,517	123	101
Over Votes	15		0	3	12	0	0
Under Votes	11,637		6,057	1,251	4,311	10	8
Justice of the Peace, Pct No. 3, P1 2							
VOTE FOR 1							
(WITH 210 OF 210 PRECINCTS COUNTED)							
Steve Seider (REP)	102,153	50.98	69,928	7,613	24,500	47	65
Mauri Long (DEM)	98,208	49.02	70,177	5,993	21,927	76	35
Total	200,361		140,105	13,606	46,427	123	100
Over Votes	19		0	1	18	0	0
Under Votes	12,186		6,460	1,312	4,395	10	9
Justice of the Peace, Pct No. 4, P1 2							
VOTE FOR 1							
(WITH 169 OF 169 PRECINCTS COUNTED)							
Israel Aviles (REP)	43,457	31.86	30,153	2,919	10,333	25	27
Sasha Moreno (DEM)	92,950	68.14	66,487	3,765	22,551	80	67
Total	136,407		96,640	6,684	32,884	105	94
Over Votes	14		0	3	11	0	0
Under Votes	4,863		2,387	438	2,029	5	4

Run Date:11/15/18 11:46 AM

Report EL45A Page 017

	TOTAL VOTES	%	EV_In Person	EV_Mail	Election Day	EV-ED_Prov	ED_ADA
Constable, Precinct No. 2							
VOTE FOR 1							
(WITH 134 OF 134 PRECINCTS COUNTED)							
Ray Nichols (REP).	63,827	44.67	42,012	4,840	16,935	38	2
Bill Gipson (DEM).	79,070	55.33	53,249	3,515	22,233	70	3
Total	142,897		95,261	8,355	39,168	108	5
Over Votes	13		0	2	11	0	0
Under Votes	5,223		2,523	404	2,291	4	1

Constable, Precinct No. 3							
VOTE FOR 1							
(WITH 210 OF 210 PRECINCTS COUNTED)							
Ben Adamcik (REP).	102,046	50.97	69,827	7,612	24,492	47	68
Curtis "Traylor" Harris (DEM).	98,160	49.03	70,216	5,981	21,855	76	32
Total	200,206		140,043	13,593	46,347	123	100
Over Votes	16		0	2	13	1	0
Under Votes	12,344		6,522	1,324	4,480	9	9

Dallas District 04, Unex Term							
VOTE FOR 1							
(WITH 43 OF 43 PRECINCTS COUNTED)							
Brandon J. Vance	698	4.87	429	29	239	1	0
Vincent T. Parker.	1,553	10.83	851	72	627	3	0
Becky Lewis.	827	5.77	492	56	279	0	0
Obi E. Igbokwe.	674	4.70	474	32	168	0	0
Dawn M. Blair	1,266	8.83	763	124	379	0	0
Lester Houston Jr.	274	1.91	169	14	90	1	0
Joli Angel Robinson	805	5.61	472	73	259	0	1
Corwyn Davis	1,256	8.76	596	39	621	0	0
Justina Walford	236	1.65	137	8	91	0	0
Donald Washington.	314	2.19	182	22	110	0	0
Kebran W. Alexander	290	2.02	196	16	78	0	0
Keyaira D. Saunders	2,446	17.06	1,520	56	867	1	2
Carolyn King Arnold	3,699	25.80	2,381	338	979	1	0
Total	14,338		8,662	879	4,787	7	3
Over Votes	173		0	99	74	0	0
Under Votes	5,038		3,543	330	1,157	3	5

DeSoto-Council Member P1 2 Unex							
VOTE FOR 1							
(WITH 25 OF 25 PRECINCTS COUNTED)							
Kay Brown-Patrick.	8,616	53.12	6,802	403	1,409	2	0
Patricia Ledbetter	7,604	46.88	5,542	479	1,581	1	1
Total	16,220		12,344	882	2,990	3	1
Over Votes	8		0	6	2	0	0
Under Votes	6,564		5,409	390	762	2	1

City of Duncanville Proposition A							
VOTE FOR 1							
(WITH 14 OF 14 PRECINCTS COUNTED)							
For (A Favor)	9,173	73.96	6,617	461	2,035	11	49
Against (En Contra)	3,230	26.04	2,352	234	629	2	13
Total	12,403		8,969	695	2,664	13	62
Over Votes	4		0	1	3	0	0
Under Votes	1,038		834	59	137	0	8

Run Date:11/15/18 11:46 AM

Report EL45A Page 018

	TOTAL VOTES	%	EV_In Person	EV_Mail	Election Day	EV-ED_Prov	ED_ADA
City of Duncanville Proposition B							
VOTE FOR 1							
(WITH 14 OF 14 PRECINCTS COUNTED)							
For (A Favor)	10,710	85.64	7,739	594	2,311	10	56
Against (En Contra)	1,796	14.36	1,308	111	366	3	8
Total	12,506		9,047	705	2,677	13	64
Over Votes	1		0	0	1	0	0
Under Votes	938		756	50	126	0	6

City of Duncanville Proposition C							
VOTE FOR 1							
(WITH 14 OF 14 PRECINCTS COUNTED)							
For (A Favor)	10,540	84.52	7,651	591	2,229	12	57
Against (En Contra)	1,930	15.48	1,390	106	426	1	7
Total	12,470		9,041	697	2,655	13	64
Over Votes	3		0	1	2	0	0
Under Votes	972		762	57	147	0	6

City of Duncanville Proposition D							
VOTE FOR 1							
(WITH 14 OF 14 PRECINCTS COUNTED)							
For (A Favor)	7,346	59.38	5,410	393	1,500	7	36
Against (En Contra)	5,025	40.62	3,555	294	1,142	6	28
Total	12,371		8,965	687	2,642	13	64
Over Votes	1		0	0	1	0	0
Under Votes	1,073		838	68	161	0	6

Glenn Heights- P1 1							
VOTE FOR 1							
(WITH 2 OF 2 PRECINCTS COUNTED)							
Sonja A. Brown.	1,509	60.43	1,101	28	380	0	0
Christine Xochihua	156	6.25	110	8	38	0	0
Stacey Norris	309	12.37	224	23	62	0	0
Travis Bruton	405	16.22	304	17	83	0	1
Graham Sean Weatherspoon II	118	4.73	87	7	23	1	0
Total	2,497		1,826	83	586	1	1
Over Votes	1		0	1	0	0	0
Under Votes	566		450	19	97	0	0

Glenn Heights-Council Member P1 3							
VOTE FOR 1							
(WITH 2 OF 2 PRECINCTS COUNTED)							
Jeremy "Mr. Jay" Woods	1,229	51.77	925	40	262	1	1
Emma Ipaye	1,145	48.23	826	38	281	0	0
Total	2,374		1,751	78	543	1	1
Over Votes	1		0	0	1	0	0
Under Votes	689		525	25	139	0	0

Run Date:11/15/18 11:46 AM

Report EL45A Page 019

	TOTAL VOTES	%	EV_In Person	EV_Mail	Election Day	EV-ED_Prov	ED_ADA
Glenn Heights-Council Member PI 5							
VOTE FOR 1							
(WITH 2 OF 2 PRECINCTS COUNTED)							
Isaac J. Burren	392	16.14	227	9	155	0	1
Harry Garrett	471	19.40	327	31	113	0	0
Shaunte L. Allen	1,565	64.46	1,220	41	303	1	0
Total	2,428		1,774	81	571	1	1
Over Votes	0		0	0	0	0	0
Under Votes	636		502	22	112	0	0
Glenn Heights Proposition A							
VOTE FOR 1							
(WITH 2 OF 2 PRECINCTS COUNTED)							
For (A Favor)	2,080	80.97	1,568	81	430	1	0
Against (En Contra)	489	19.03	353	6	130	0	0
Total	2,569		1,921	87	560	1	0
Over Votes	0		0	0	0	0	0
Under Votes	495		355	16	123	0	1
Glenn Heights Proposition B							
VOTE FOR 1							
(WITH 2 OF 2 PRECINCTS COUNTED)							
For (A Favor)	1,887	72.63	1,404	58	424	1	0
Against (En Contra)	711	27.37	545	29	137	0	0
Total	2,598		1,949	87	561	1	0
Over Votes	0		0	0	0	0	0
Under Votes	466		327	16	122	0	1
Glenn Heights Proposition C							
VOTE FOR 1							
(WITH 2 OF 2 PRECINCTS COUNTED)							
For (A Favor)	1,743	68.35	1,315	53	375	0	0
Against (En Contra)	807	31.65	590	34	182	1	0
Total	2,550		1,905	87	557	1	0
Over Votes	1		0	0	1	0	0
Under Votes	513		371	16	125	0	1
Glenn Heights Proposition D							
VOTE FOR 1							
(WITH 2 OF 2 PRECINCTS COUNTED)							
For (A Favor)	1,901	74.43	1,428	70	402	1	0
Against (En Contra)	653	25.57	484	14	155	0	0
Total	2,554		1,912	84	557	1	0
Over Votes	0		0	0	0	0	0
Under Votes	510		364	19	126	0	1
Glenn Heights Proposition E							
VOTE FOR 1							
(WITH 2 OF 2 PRECINCTS COUNTED)							
For (A Favor)	2,067	82.09	1,547	75	444	1	0
Against (En Contra)	451	17.91	336	8	107	0	0
Total	2,518		1,883	83	551	1	0
Over Votes	0		0	0	0	0	0
Under Votes	546		393	20	132	0	1

Run Date:11/15/18 11:46 AM

Report EL45A Page 020

	TOTAL VOTES	%	EV_In Person	EV_Mail	Election Day	EV-ED_Prov	ED_ADA
Glenn Heights Proposition F							
VOTE FOR 1							
(WITH 2 OF 2 PRECINCTS COUNTED)							
For (A Favor)	2,519	95.56	1,905	82	531	1	0
Against (En Contra)	117	4.44	78	4	35	0	0
Total	2,636		1,983	86	566	1	0
Over Votes	1		0	0	1	0	0
Under Votes	427		293	17	116	0	1

Seagoville Proposition A							
VOTE FOR 1							
(WITH 6 OF 6 PRECINCTS COUNTED)							
For (A Favor)	1,525	59.71	981	75	466	3	0
Against (En Contra)	1,029	40.29	645	71	312	1	0
Total	2,554		1,626	146	778	4	0
Over Votes	0		0	0	0	0	0
Under Votes	592		421	17	154	0	0

Seagoville Proposition B							
VOTE FOR 1							
(WITH 6 OF 6 PRECINCTS COUNTED)							
For (A Favor)	1,275	48.37	816	71	386	2	0
Against (En Contra)	1,361	51.63	862	78	419	2	0
Total	2,636		1,678	149	805	4	0
Over Votes	1		0	0	1	0	0
Under Votes	509		369	14	126	0	0

CFBISD Proposition A							
VOTE FOR 1							
(WITH 38 OF 38 PRECINCTS COUNTED)							
For (A Favor)	20,196	65.41	14,111	897	5,177	10	1
Against (En Contra)	10,680	34.59	7,643	592	2,439	5	1
Total	30,876		21,754	1,489	7,616	15	2
Over Votes	4		0	0	4	0	0
Under Votes	2,954		2,265	235	450	4	0

DISD Proposition A							
VOTE FOR 1							
(WITH 416 OF 416 PRECINCTS COUNTED)							
For (A Favor)	198,572	73.31	129,265	10,922	58,173	155	57
Against (En Contra)	72,298	26.69	48,408	4,176	19,673	27	14
Total	270,870		177,673	15,098	77,846	182	71
Over Votes	72		0	9	63	0	0
Under Votes	25,055		16,654	2,348	6,011	29	13

DISD Proposition B							
VOTE FOR 1							
(WITH 416 OF 416 PRECINCTS COUNTED)							
For (A Favor)	147,871	57.66	97,247	8,503	41,971	109	41
Against (En Contra)	108,600	42.34	70,407	5,948	32,148	68	29
Total	256,471		167,654	14,451	74,119	177	70
Over Votes	119		0	6	113	0	0
Under Votes	39,407		26,673	2,998	9,688	34	14

Run Date:11/15/18 11:46 AM

Report EL45A Page 021

	TOTAL VOTES	%	EV_In Person	EV_Mail	Election Day	EV-ED_Prov	ED_ADA
DISD Proposition C							
VOTE FOR 1							
(WITH 416 OF 416 PRECINCTS COUNTED)							
For (A Favor)	157,396	59.96	104,172	8,747	44,321	114	42
Against (En Contra)	105,094	40.04	67,837	6,006	31,162	62	27
Total	262,490		172,009	14,753	75,483	176	69
Over Votes	61		0	6	55	0	0
Under Votes	33,446		22,318	2,696	8,382	35	15
DISD Proposition D							
VOTE FOR 1							
(WITH 416 OF 416 PRECINCTS COUNTED)							
For (A Favor)	146,082	56.75	96,728	8,206	40,992	114	42
Against (En Contra)	111,344	43.25	71,890	6,152	33,216	59	27
Total	257,426		168,618	14,358	74,208	173	69
Over Votes	48		0	8	40	0	0
Under Votes	38,523		25,709	3,089	9,672	38	15
RISD Proposition A: Tax Ratification							
VOTE FOR 1							
(WITH 74 OF 74 PRECINCTS COUNTED)							
For (A Favor)	39,722	53.51	28,066	2,606	8,977	31	42
Against (En Contra)	34,506	46.49	23,708	2,030	8,703	15	50
Total	74,228		51,774	4,636	17,680	46	92
Over Votes	9		0	1	8	0	0
Under Votes	8,560		3,566	1,388	3,575	23	8

FILED BY AMERICA FIRST LEGAL FOUNDATION THROUGH LITIGATION

Review of Early Voting Tabulations Dallas Central Counting Station

November, 2018						
Su	Mo	Tu	We	Th	Fr	Sa
28	29	30	31	1	2	3
4	5	6	7	8	9	10
11	12	13	14	15	16	17
18	19	20	21	22	23	24
25	26	27	28	29	30	1

Monday, 11/5 9:05am - 3:43pm

Early Voting Accumulation Flash Memory Cards (791 cards)

TX1 11-05 09:05 am ELECTION SUMMARY-GROUP DETAIL WAS PRINTED TO EL45A.LST
(WITH SELECTION BY PRECINCT)
TX1 11-05 03:43 pm START COLLECT AUDIT DATA FROM COMPACT FLASH
TX1 11-05 03:44 pm Audit Data collected for V5100230
TX1 11-05 03:44 pm V5100230.SPV created
TX1 11-05 03:44 pm V5100230.COD created

3:44 pm - 3:58 pm
791 cards
56 cards/min

Monday, 11/5 7:27pm:

EV Results Printed

TX1 11-05 07:27 pm STOP 650 DOWNLOAD (GRP 3)
TX1 11-05 07:28 pm ELECTION SUMMARY-GROUP DETAIL WAS PRINTED TO EL45A.LST
(WITH SELECTION BY PRECINCT)

Tuesday, 11/6, 7:22 - 8:46 am

Next day - Flash Cards Cleared - all 791 cards Re-Downloaded in two batches

TX1 11-06 07:22 am CLEARED VOTING TERMINAL AUDIT DATA
TX1 11-06 07:22 am CLEARED CONSOLIDATED AUDIT DATA
TX1 11-06 07:22 am START COLLECT AUDIT DATA FROM COMPACT FLASH
TX1 11-06 07:25 am Audit Data collected for V5100230
TX1 11-06 07:25 am V5100230.SPV created
TX1 11-06 07:25 am V5100230.COD created

7:25 am - 7:31 am
353 cards
58 cards/min

TX1 11-06 08:38 am CLEARED CONSOLIDATED AUDIT DATA
TX1 11-06 08:38 am START COLLECT AUDIT DATA FROM COMPACT FLASH
TX1 11-06 08:39 am Audit Data collected for V5123792
TX1 11-06 08:39 am V5123792.SPV created
TX1 11-06 08:39 am V5123792.COD created

8:39 am - 8:46 am
438 cards
62 cards/min

TABLE 1

OBTAINED BY AMERICAN LEGAL FOUNDATION THROUGH LITIGATION

REVIEW OF EARLY VOTING TABULATIONS DALLAS CENTRAL COUNTING

November, 2018						
Su	Mo	Tu	We	Th	Fr	Sa
28	29	30	31	1	2	3
4	5	6	7	8	9	10
11	12	13	14	15	16	17
18	19	20	21	22	23	24
25	26	27	28	29	30	1

Monday, 11/5 6:56pm

Time Stamp Mismatches & Votes Exceed Ballots
Hackers making mistakes??

SYSTEM LOG LISTING		2018 General & Joint Election November 6, 2018 Dallas County, Texas		POLL WATCHER REQUESTED	
RUN DATE:11/16/18 01:53 PM				ELECTION ID: 181106G	
USER	DATE	TIME	SYSTEM ACTION OR ERROR INFORMATION	COUNTED INFORMATION	
TX1	11-05	06:56 pm		PRC 5129 (EV) PACK RECEIVED VTR	(BALS=120 TOT=120)
TX1	11-05	06:56 pm	5130-Time stamp mismatch (Reply was:		
TX1	11-05	06:56 pm	5130-Votes exceed ballots (Reply was: Update)		
TX1	11-05	06:56 pm		PRC 5130 (EV) PACK RECEIVED VTR	(BALS=529 TOT=537)
TX1	11-05	06:56 pm	5131-Time stamp mismatch (Reply was:		
TX1	11-05	06:56 pm		PRC 5131 (EV) PACK RECEIVED VTR	(BALS=116 TOT=117)
TX1	11-05	06:56 pm	5133-Time stamp mismatch (Reply was:		
TX1	11-05	06:56 pm	5133-Votes exceed ballots (Reply was: Update)		
TX1	11-05	06:56 pm		PRC 5133 (EV) PACK RECEIVED VTR	(BALS=1200 TOT=1219)
TX1	11-05	06:56 pm	5134-Time stamp mismatch (Reply was:		
TX1	11-05	06:56 pm		PRC 5134 (EV) PACK RECEIVED VTR	(BALS=572 TOT=580)
TX1	11-05	06:56 pm	5135-Time stamp mismatch (Reply was:		
TX1	11-05	06:56 pm	5135-Votes exceed ballots (Reply was: Update)		
TX1	11-05	06:56 pm		PRC 5135 (EV) PACK RECEIVED VTR	(BALS=783 TOT=811)
TX1	11-05	06:56 pm	5137-Time stamp mismatch (Reply was:		
TX1	11-05	06:56 pm	5137-Votes exceed ballots (Reply was: Update)		
TX1	11-05	06:56 pm		PRC 5137 (EV) PACK RECEIVED VTR	(BALS=1754 TOT=1803)

TABLE 2

OBTAINED THROUGH DISCOVERY THROUGH PUBLIC INFORMATION

Review of Election Day Tabulations Dallas Central Counting Station

Tuesday, 11/6/18 - 8:07pm

Election Day Results (Equipment 100 - Paper Ballot Scanners)

Multiple entry types for receiving paper ballot data

- 96 Incidents of *Pack Received* and data was *Pack Replaced*
- Error messages of "Votes Exceed Ballots, Precinct already updated"
 - 69 of Rep. Sessions Precincts affected
 - 101 of Sen. Huffines Precincts affected

November, 2018						
Su	Mo	Tu	We	Th	Fr	Sa
28	29	30	31	1	2	3
4	5	6	7	8	9	10
11	12	13	14	15	16	17
18	19	20	21	22	23	24
25	26	27	28	29	30	1

(WITH SELECTION BY CONTEST AND PRECINCT FROM A SELECTION FILE)						
TX1 11-06	07:07 pm	Election Day GROUP 4 SELECTED FOR UPDATE EQUIPMENT TYPE 100 - UPDATE PRECINCTS COUNTED:Y				
TX1 11-06	07:07 pm	START PACK ACCUMULATION (Replace Mode - beginning with first)				
TX1 11-06	07:53 pm		PRC 6254	PACK RECEIVED 100	(BALS=480 TOT=1641)	
TX1 11-06	07:56 pm		PRC 6195	PACK RECEIVED 100	(BALS=382 TOT=1200)	
TX1 11-06	08:07 pm		PRC 5441	PACK RECEIVED 100	(BALS=127 TOT=1195)	
TX1 11-06	08:07 pm		PRC 5644	PACK RECEIVED 100	(BALS=635 TOT=3274)	
TX1 11-06	08:07 pm	5644-Precinct already updated (Reply was: Update)				
TX1 11-06	08:07 pm		PRC 5644	REPLACED BY PACK 100		
TX1 11-06	08:48 pm		PRC 6087	PACK RECEIVED 100	(BALS=417 TOT=2196)	
TX1 11-06	08:48 pm		PRC 6094	PACK RECEIVED 100	(BALS=2 TOT=2)	
TX1 11-06	08:48 pm	5676-Votes exceed ballots (Reply was: Update)				
TX1 11-06	08:48 pm		PRC 5676	PACK RECEIVED 100	(BALS=157 TOT=954)	
TX1 11-06	08:48 pm	6104-Votes exceed ballots (Reply was: Update)				
TX1 11-06	08:48 pm	6104-Votes exceed ballots (Reply was: Update)				
TX1 11-06	08:48 pm	6104-Votes exceed ballots (Reply was: Update)				
TX1 11-06	08:48 pm	6104-Votes exceed ballots (Reply was: Update)				
TX1 11-06	08:48 pm	6104-Votes exceed ballots (Reply was: Update)				
TX1 11-06	08:48 pm		PRC 6104	PACK RECEIVED 100	(BALS=97 TOT=240)	
TX1 11-06	08:48 pm		PRC 6097	PACK RECEIVED 100	(BALS=42 TOT=190)	
TX1 11-06	08:48 pm	6105-Votes exceed ballots (Reply was: Update)				
TX1 11-06	08:48 pm		PRC 6105	PACK RECEIVED 100	(BALS=335 TOT=960)	
TX1 11-06	08:48 pm	6087-Precinct already updated (Reply was: Update)				
TX1 11-06	08:48 pm		PRC 6087	REPLACED BY PACK 100		

TABLE 3

OBTAINED THROUGH DISCOVERY THROUGH PUBLIC INFORMATION

Review of Log Issues

◀ November, 2018 ▶

Su	Mo	Tu	We	Th	Fr	Sa
28	29	30	31	1	2	3
4	5	6	7	8	9	10
11	12	13	14	15	16	17
18	19	20	21	22	23	24
25	26	27	28	29	30	1

Other Log Observations:

- Logs were modified - Lines of text have been removed
- Header placement is modified

SYSTEM LOG LISTING	2018 General & Joint Election November 6, 2018 Dallas County, Texas	POLL WATCHER REQUESTED
RUN DATE: 11/16/18 01:53 PM		ELECTION ID: 181106G
USER DATE	TIME	SYSTEM ACTION OR ERROR INFORMATION
TX1 10-25	11:26 am	PRC 6269 PACK RECEIVED 100 (BALS=0 TOT=7)
TX1 10-25	11:26 am	6270-No ballots cast (Reply was: Update)
TX1 11-04	05:18 pm	PRC 5109 (EV) DOWNLOADED FROM 650 (BALS=1 TOT=1)
TX1 11-04	05:18 pm	PRC 5111 (EV) DOWNLOADED FROM 650 (BALS=2 TOT=2)
SYSTEM LOG LISTING	2018 General & Joint Election November 6, 2018 Dallas County, Texas	POLL WATCHER REQUESTED
RUN DATE: 11/16/18 01:53 PM		ELECTION ID: 181106G
USER DATE	TIME	SYSTEM ACTION OR ERROR INFORMATION
TX1 11-04	05:18 pm	PRC 5116 (EV) DOWNLOADED FROM 650 (BALS=3 TOT=3)
TX1 11-04	05:18 pm	PRC 5117 (EV) DOWNLOADED FROM 650 (BALS=1 TOT=1)
TX1 11-04	05:18 pm	PRC 5137 (EV) DOWNLOADED FROM 650 (BALS=1 TOT=1)
TX1 11-04	05:18 pm	PRC 5142 (EV) DOWNLOADED FROM 650 (BALS=3 TOT=3)

TABLE 4

COULD THE ACTIVITY BE NORMAL?

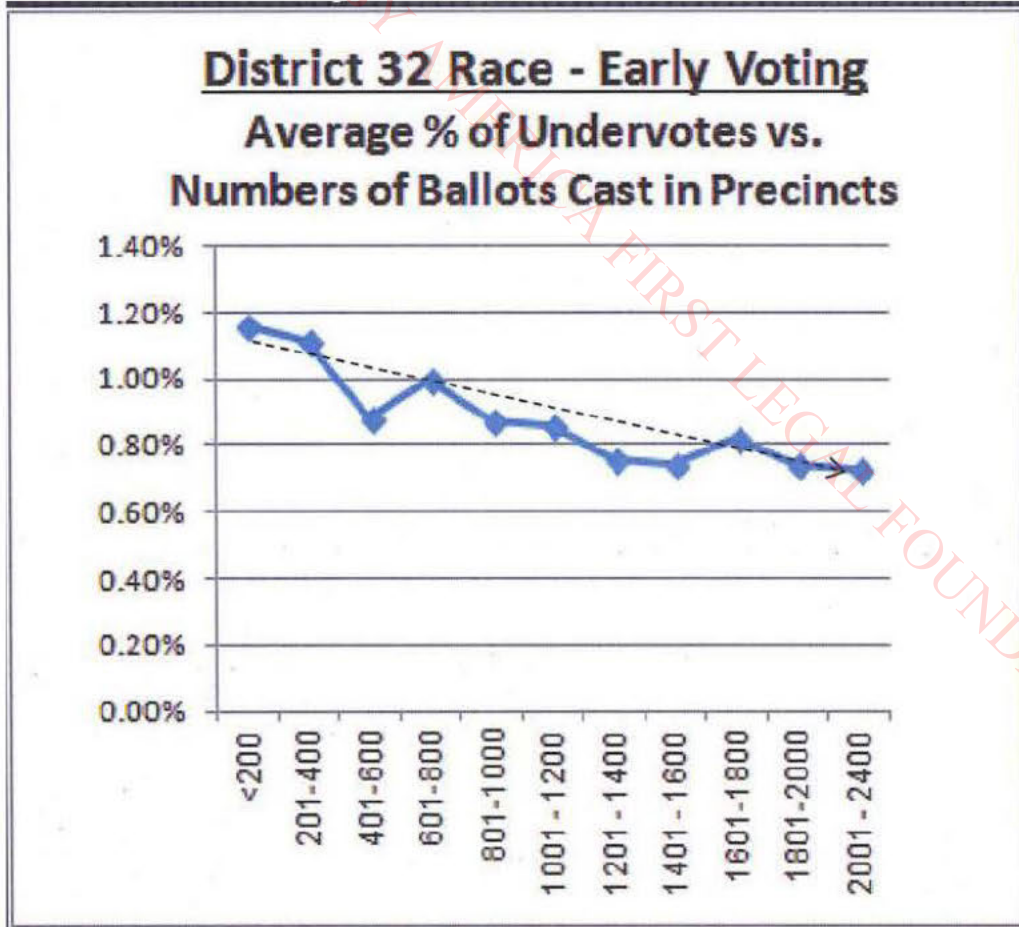
Nov. Election

Comparing the Audit Log Error Messages for Dallas and Bexar
Illustrate the Activity isn't Normal

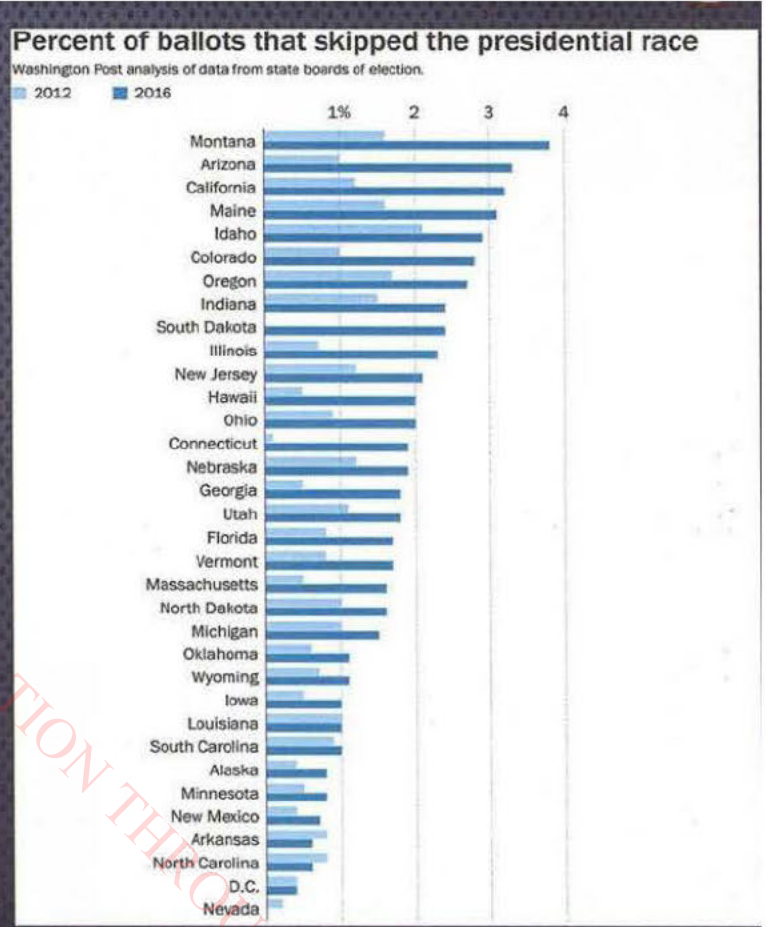
Central Accumulator Error Message (Post L&A)	Dates Occurred in Dallas	847 Pcts Dallas REL 7.1.2.1	768 Pcts Bexar REL 7.1.2.1
"Time stamp mismatch"	11/5 and 11/7	1,741	1,502
"Update & stop checking"	11/5 and 11/7	2	13
"CREATE VOTE IMAGE LOG FAILED"	11/6	3	0
"Collect Audit Data failed"	11/6	12	0
"CREATE EVENT LOG FAILED"	11/6	1	0
"CLEARED VOTING TERMINAL AUDIT DATA"	11/6	6	0
"Votes exceed ballots"	11/5, 11/6 and 11/7	1,027	0
"DATABASE RESET"	11/3 and 11/4	2	0
"Precinct already updated"	11/6 and 11/7	160	18
"REPLACED" (Election Day)	11/6	96	1
Repeated "COLLECT AUDIT DATA FROM COMPACT FLASH"	11/5 and 11/6	4 times	1 time

TABLE 5

Early Voting Undervote % for District 32 by Precinct Turnout



Typical Undervote %



Undervote % typically ranges from 1.2 to 4%.
 Note: District 32 **undervote % decreases** in larger precincts. This strongly suggests that undervotes from larger Precincts were targeted (harvested) for vote redistribution

Source: <https://www.washingtonpost.com/news/the-fix/wp/2016/12/14/1-7-million-people-in-13-states-and-dc-cast-a-ballot-without-voting-in-the-presidential-race/>

TABLE 6

OBTAINED FROM



IN SUM: HERE'S WHAT WE SAW IN THE LOGS

- AFTER ABSENTEE, EARLY VOTING AND ELECTION DAY VOTES WERE INITIALLY ENTERED INTO THE CENTRAL ACCUMULATOR TABULATION COMPUTER, THE VOTES WERE THEN CLEARED AND REPLACED MULTIPLE TIMES, FROM SOURCES OTHER THAN THE ORIGINAL MAGNETIC CARDS.
 1. THOUSANDS OF CENTRAL ACCUMULATOR *ERROR MESSAGES* DOCUMENT TABULATION IRREGULARITIES.
 2. ABSENTEE VOTES WERE ENTERED, TABULATED, REPORT PRINTED, VOTE COUNT WAS "RESET" (ZEROED OUT), AND ABSENTEE DATA WERE RE-DOWNLOADED.
 3. EARLY VOTING FLASH MEMORY CARD VOTE DATA WERE DOWNLOADED, RESULTS WERE SUMMARIZED, PRINTED, DATA WAS "CLEARED," AND "CREATE[D]" AGAIN.
 4. ELECTION DAY VOTES WERE RECEIVED INTO THE CENTRAL ACCUMULATOR AND VOTES WERE SUBSEQUENTLY "REPLACED" FOR SPECIFIC PRECINCTS.

PHASE 1: CONCLUDED WITH THE FILING OF THE PETE SESSIONS VOTER FRAUD LAW SUIT WHICH HAS BEEN "IN PROCESS" WITH TEXAS AG AND US DOJ INFORMED.

TABLE 7

THROUGH LITIGATION

To think that two of our State elected officials see the need for this type of resolution is the most disconcerting statement on our Dallas County Elections Department I have ever seen in my 39 years of residence in Dallas County.

Texas Election Codes set the tone to which Dallas County Elections Department should adhere in the interest of our most precious right, the right to a free and fair election. Toni Pippins-Poole picks and chooses which to follow and thumbs her nose at the rest. My concerns from poll watching at Central Count on Feb 28 & 29, 2020 are as follows:

1. The chain of custody between Early Voting locations and Central Count was compromised and the flash drives were taken to Carrier1 prior to being brought to Central Count. This is in violation of Chapter 33.056(a) of the Texas Election Code which allows a polls watcher to watch ANY tabulation activity of Central Count. The Control Plan for the March 2020 primaries specified that Early Voting flash drives would be delivered to Central Count, NOT Carrier 1. Due to lack of public notice, No Presiding, Alternate Judges or poll watchers were present at this Early Vote drop-off location.
2. I personally witnessed that El Centro's and University Park Methodist's Early Voting locations' flash drives were opened, tampered with and re-inserted into the wrong carrier bags and then brought to Central Count. This action is indefensible and immediately also calls into question the validity of the results of the other 43 flash drives.
3. Upon periodically being brought to Central Count in batches, the 45 flash drives were input into 1-3 computers with no signs of being tabulated or interfacing with any computer program. There is no interactive program on the screen that indicates anything other than flash drives being copied. As soon as the flash drives were completely downloaded, Central Count was closed and poll watchers were not allowed access again til Monday, even though Dallas County Election workers were allowed access.
4. Toni Poole refused to post a guard over the voted ballots during the five days of tabulations, in violation of Chapter 127.1232 of the Texas Election Code.
5. Dallas County Elections Department refuses to provide a proper audit log in violation of Administrative Rule 81.62. The lack of a true and correct audit log raises major red flags as to the validity of the March primary election.

Toni Pippins-Poole should immediately be relieved of her position as Elections Administrator of Dallas County Elections Department. Incompetence must not be tolerated.

OBTAINED BY AMERICA FIRST LEGAL FOUNDATION THROUGH LITIGATION

The roll out of the new voting equipment and vote centers for the March 3rd Election was a disaster.

Who can trust these election results when so many things failed? For example, the 4 hour delay for equipment pickup b/c patches were still being done by ES&S, the continual breakdown of all the equipment at one point or another, and the absence of necessary materials for conducting the election,

including no Provisional supply bag, no Ballot and Seal Report, no extra ballots in my shoulder bag, and no Voter Rosters.

Who can trust these election results when no Results Tapes are printed at the close of Early Voting? We Judges handle all manner of sensitive information, so I'm not buying the excuse that it's because we don't want the results leaked out, especially when it's a Class A Misdemeanor to do so. With no printed tapes, anyone during the 4 day period between the close of Early Voting and Election Night can manipulate those vote results anyway they want without ever having a paper audit trail to worry about.

Who can trust the election results when the Cradle Point WIFI can be hacked into by a 6th grader in about 5 minutes flat? Even DOD can't secure the air, and there's no way I can believe that Dallas County Elections can.

Who can trust the election results when I couldn't even get my own numbers to reconcile between the DS200 votes, the Voter Roster names, and the voter tickets.

Who can trust the election results when no one has proven that the barcodes on the voted ballots reflect the actual votes made by the voter?

Who can trust the election results when the personnel at the regional drop off sites are rude, careless, and haphazard as they handle the voted ballots and the unused ballots?

After the fiasco with the 44 flash drives suddenly appearing, after the inaccurate statements being made at the Court Hearing concerning the re-opening of the election, and the dubious role of Carrier 1, I have absolutely

no confidence in the integrity of the March 3rd Election, nor the 2018 election, nor the upcoming November election.

In light of these numerous points of failure, the vulnerability of our elections in Dallas County demand serious changes:

1. Stop Countywide Vote Centers
2. Remove the current Elections Administrator and her protector
3. Remove all of the current IT personnel
4. For Early Voting and Election Day, return to pen and paper ballots that can be counted by hand and that can be used during a power outage, if one should occur.
5. Hire an outside, independent firm to do a complete investigation on the elections personnel, the elections procedures, the vote data and the chain of custody of the ballots and flash drives.

To say "I'm furious" is an understatement.

As an election judge, I experienced many unacceptable procedural issues during the March 3rd Primary Election.

With the new election equipment, the checkin process during Early Voting and Election Day takes much longer. In Early Voting, on the old system, I could check in 3 and 1/2 voters per minute. Whereas the new system, which requires 2 clerks to check in a voter, takes one minute to check in that one voter. The overall process is inefficient and tedious. Set Up and Closing took much much longer with the new equipment and we don't get paid for those extra hours. In fact, getting paid for a maximum of 14 hours now is totally unrealistic and unfair.

- ExpressVote Printers didn't work at 7:00am on Election Day, when the lines were the longest and people were the most hurried to vote and get to work.
- E-pollbook username and password was changed; no one told us.
- Phone calls to the warehouse for tech support went unanswered. Sometimes after being on hold for 25 minutes the line hung up.
- Field Tech support didn't come until 5 hours (or later) after I called them. They came only once to some locations.
- Ballots stuck together; clerks would give voters two ballots on accident and then jam the Express Vote machine.
- Not enough power outlets in many locations to accommodate the new equipment. One location had only 1 power outlet!
- EPB Scanners didn't work at all during election day at certain locations and sporadically at other locations.
- The Epsom Printer for Voter tickets would randomly print tickets.
- The Epsom Printer for Voter tickets would randomly print duplicates.

I could go on and on with problems that I encountered in Early Voting and on Election Day, but I don't have enough time for that. The bottom line is that the decision to go with this new election system has been too costly, too complicated, and too incompetently rolled out. With so many weaknesses of this new system, I have no confidence in the integrity of the election results. Cut your losses your short and give us paper and pen for our ballots.