

**From:** Drew Altman  
**Sent:** Tue, 4 May 2021 20:17:55 +0000  
**To:** Vivek Murthy; Bechara Choucair ([REDACTED]); Andy Slavitt ([REDACTED]); david kessler; Walensky, Rochelle (CDC/OD); Andy Slavitt ([REDACTED]); Smith, Marcella; ([REDACTED])  
**Subject:** KFF EMBARGOED Vaccine Monitor package - for use at 5 AM ET Thursday May 6  
**Attachments:** EMBARGOED KFF VM News Release - for use at 5 AM ET Thursday May 6.pdf, EMBARGOED KFF Vaccine Monitor Report - for use at 5 AM ET Thursday May 6.pdf, EMBARGOED KFF VM Toplines - for use at 5 AM ET Thursday May 6.pdf

Here is our Monitor Report this month. I am sorry we are a little late, we have a big Latino over-sample this month we will report on separately next week. We will also be launching a Latino version of The Conversation, most likely May 17th.

This month's Monitor shows progress on confidence slowing (as expected) but still inching forward. Of some note to me given all the attention the issue has received, the share of republicans who have now been vaccinated or want to get vaccinated has now passed fifty percent (55%) and the share of republicans who are outright "no's" has fallen from 29% to 20%, showing incremental progress is possible even among the most resistant groups. We will track this to see if it holds up and continues. Overall the "no" group (not just republicans) give lots of reasons for their resistance (such as the need for further research on vaccines) which imply to me that further inroads are possible.

Confidence in J+J took a hit, especially among Latinas.

Misinformation remains a real issue for some groups and overall the Monitor this month underlines the need for different strategies and messages for different groups. For example 42% of Hispanic adults say they are not sure whether they are eligible for a vaccine in their state.

We report data as well on parents willingness to get their kids vaccinated, which align with their own views.

As always we are happy to provide briefings, analysis, whatever is helpful.

Best,

Drew

Drew Altman, Ph.D.  
President and CEO, Kaiser Family Foundation  
Founding Publisher, KHN

San Francisco, CA  
[DAitman@kff.org](mailto:DAitman@kff.org) / [@DrewAltman](https://twitter.com/DrewAltman) / 650 854 9400

**KFF**

See my latest columns: [kff.org/from-drew-altman/](http://kff.org/from-drew-altman/)

Stay connected with:

[kff.org](http://kff.org) / [email](#) / [twitter](#) / [facebook](#)

[khn.org](http://khn.org) / [email](#) / [twitter](#) / [facebook](#)



## **KFF COVID-19**

---

# **Vaccine Monitor**

### **News Release**

## **Vaccine Monitor: Eagerness to Get Vaccinated Begins to Level Off as Most People Who Want a Vaccine Have Gotten One; But Republicans Show Biggest Shift Toward Vaccination**

### **Confidence in Safety of Johnson & Johnson's Vaccine Lags Others After 10-Day Pause; More Women Express Concerns about Side Effects**

### **Parents' Eagerness for Their Children to Get Vaccinated Mirrors Their Own Intentions, with 3 in 10 Ready to Vaccinate Their Children as Soon as It's Available**

Most adults (56%) nationally say they have gotten at least one dose of a COVID-19 vaccine, and few (9%) say they haven't but want to do so right away, posing a new challenge for the nation's vaccination efforts, the latest KFF COVID-19 Vaccine Monitor shows.

With all adults now eligible to get a vaccine nationwide, the share who say they have been vaccinated rose sharply over the past month (from 32% to 56%), while the share who hope to do so as soon as possible fell by a similar margin (30% to 9%).

Combined, this most enthusiastic group increased only slightly from 61% in March to 64% now, suggesting that increasing vaccination rates beyond that point will require converting other people who are less enthusiastic and that vaccination rates may only inch forward from this point on.

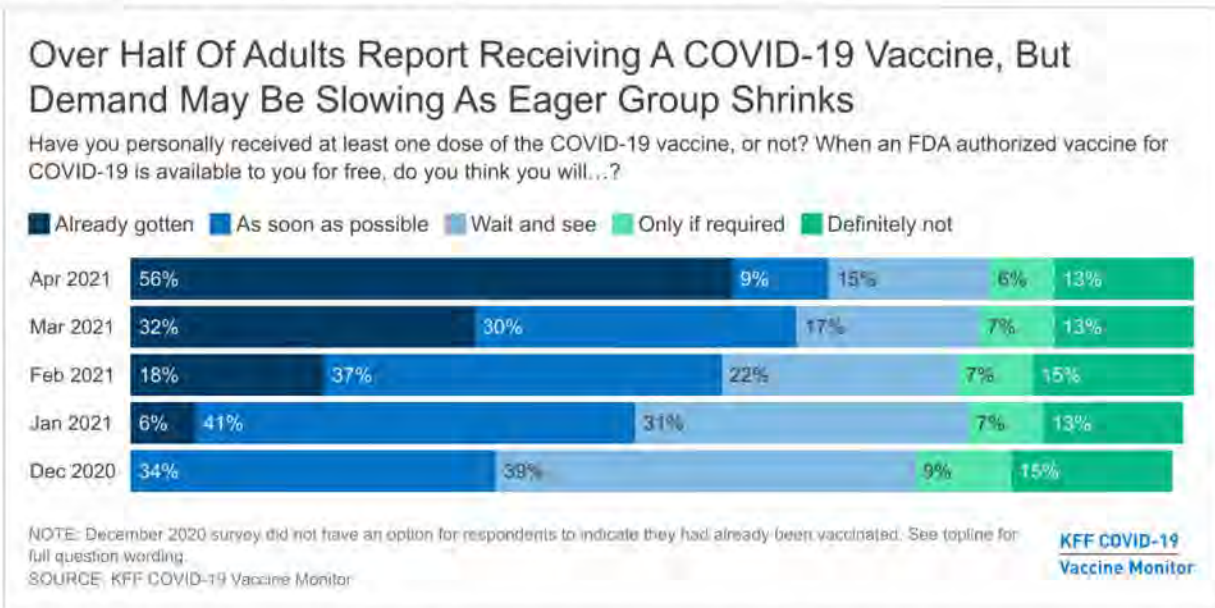
Movement was seen for one of the groups with a large share of individuals still reluctant to get a COVID-19 vaccine, Republicans. A majority (55%) now say they have already gotten a shot or intend to do so as soon as possible, compared to 46% in March, and another 14% want to "wait and see." One in five (20%) still say they definitely will not get vaccinated. That is down from 29% in March, though it is still higher than the share among Democrats (4%) or independents (13%).

The Monitor now shows 15% of adults say they want "wait and see" how the vaccine works for others before getting one, little changed from March (17%), and another 6% who say they would get vaccinated



only if required for work, school or other purposes. An additional 13% who say they will “definitely not” get vaccinated, also largely unchanged since March.

“The fact that a majority of Republicans are or want to get vaccinated, and fewer of them are definite no’s, shows that progress is possible even among the most reluctant groups, even if the process of moving from no to yes is a slow one,” KFF President and CEO Drew Altman said.



Lack of information remains a barrier for many unvaccinated people, particularly Hispanic adults. About 3 in 10 (29%) overall, and 42% of Hispanic adults, say they are not sure whether they are eligible to get a vaccine in their state even though all adults are now eligible.

Most (88%) of those who have not yet been vaccinated say they have not made an appointment to do so. When asked why not, those in the “wait and see” category most often cite the desire to see more people get the vaccine (23%) and concerns about safety and side effects (14%). In contrast, those who want to get it “as soon as possible” but haven’t yet made an appointment most often cite logistical concerns and information needs.

When those who say they will “definitely not” get a COVID-19 vaccine are asked if there is anything that might convince them to change their mind, 72% say “no.” The others give a variety of responses, with the most common response being if more research were done on the vaccines.

“People who have not gotten a COVID-19 vaccine at this point give a variety of reasons ranging from safety concerns to lack of information to problems with vaccine access,” KFF Executive Vice President Mollyann Brodie said. “There is no one-size-fits-all approach to reaching these different groups, and a variety of strategies will be needed.”

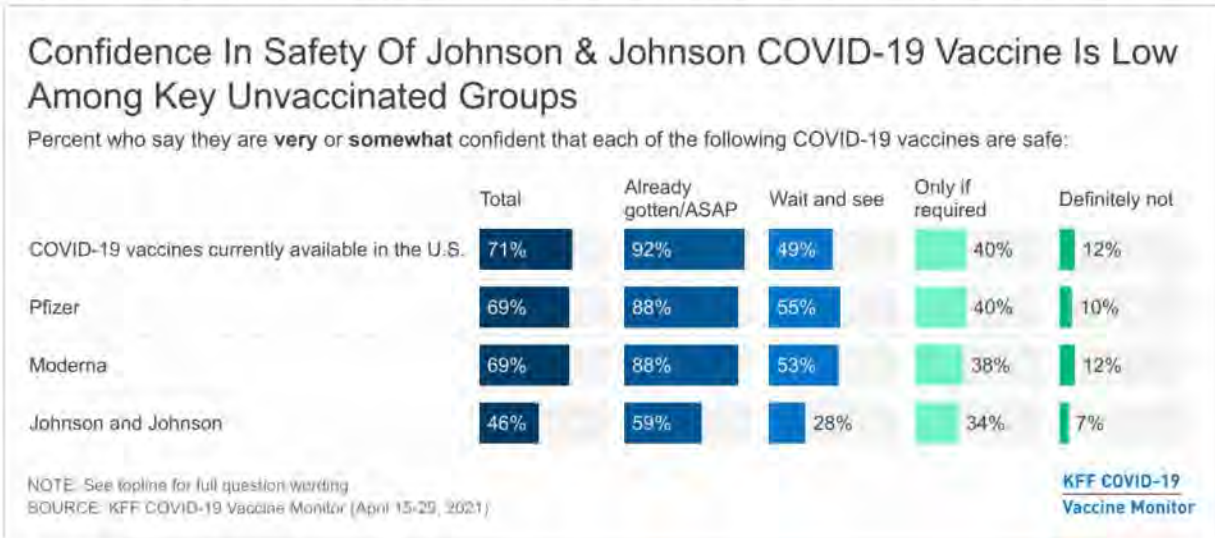
### **Confidence in the Safety of the J&J Vaccine Lags Other Vaccines After 10-Day Pause Over Blood Clots**

After federal authorities paused the use of the Johnson & Johnson vaccine for 10 days in April over concerns about rare blood clots, the public is significantly less confident in its safety than in the two other COVID-19 vaccines also available now in the U.S.



While most people have at least some confidence in the safety of COVID-19 vaccines overall (71%), and in the Pfizer and Moderna vaccines (69% each), less than half (46%) say they have confidence in the safety of the Johnson & Johnson vaccine.

Among those who say they want to “wait and see” before getting vaccinated, 28% say they are confident in the Johnson & Johnson vaccine’s safety. Those who have not yet gotten a COVID-19 vaccine are less likely than those that have to express confidence in the safety of the vaccines across the board.



About 1 in 5 unvaccinated adults say the news caused them to change their mind about getting a COVID-19 vaccine, including 9% who say it made them less likely to want the Johnson & Johnson vaccine, 7% who say it made them less likely to want *any* COVID-19 vaccine, and 4% who say it changed their thoughts about the vaccines in some other way.

Among Hispanic women, 39% say it changed their minds, including 15% who say it made them less likely to want the Johnson & Johnson vaccine and 18% who say it made them less likely to want *any* COVID-19 vaccine.

Concerns about side effects from the COVID-19 vaccines is on the rise more broadly. Among those not eager to get vaccinated, this month 81% say they are concerned they might experience serious side effects from the vaccine, up from 70% last month. Among women, 92% now say they are concerned about side effects, up from 77% last month.

Even with these increased concerns, the trajectory of vaccine enthusiasm does not appear to have slowed disproportionately among women over the past month. Two-thirds (66%) of women say they’ve been vaccinated or will do so as soon as possible, compared to 63% of men.

### **Most Parents Eager to Get a Vaccine Themselves are also Eager to Vaccinate Their Children When Able**

The Pfizer vaccine is now available to 16- and 17-year-olds and could be approved for use in children ages 12-15 as early as next week, while studies are underway to assess all the vaccines’ safety and effectiveness in younger children. When it becomes available, the latest Monitor report suggests that parents’ eagerness to get their own children vaccinated largely mirrors their views about the vaccine for themselves.

Three in 10 parents of children between the ages of 12-15 say they'll get their child vaccinated right away once a COVID-19 vaccine is authorized and available for their child's age group. One quarter (26%) say they'll wait a while to see how the vaccine is working before getting their child vaccinated, 18% will only get their child vaccinated if the school requires it and 23% say they definitely won't get their child vaccinated.

Among parents of children under age 18 who are already vaccinated or hoping to get a vaccine as soon as possible, most say either that they will get their children vaccinated right away (48%) or wait a while to see how it's working (29%). Among parents in "wait and see" themselves, 63% say they will also wait and see before getting their child vaccinated. And most (58%) parents who say they will definitely not get vaccinated or will only do so if required say they will definitely not vaccinate their children.

Other key results include:

- Among those not eager to get a vaccine, 30% say they would be more likely to get one if it were offered to them where they normally go for healthcare, and a similar share (29%) say they would be more likely if they only needed a single dose of a vaccine.
- Similarly, 30% of those not eager to get vaccinated as soon as possible say they would be more likely to do so if airlines required vaccinations to fly, and nearly as many (26%) would be more likely if it were required to attend large gatherings such as sporting events and concerts. Young adults are more likely than older ones to say such requirements would encourage them to get vaccinated.

In addition, KFF will release a companion Vaccine Monitor report next week focusing on Hispanic adults.

*Designed and analyzed by public opinion researchers at KFF, the KFF Vaccine Monitor survey was conducted from April 15-29 among a nationally representative random digit dial telephone sample of 2,097 adults, including oversamples of adults who are Black (507) or Hispanic (778). Interviews were conducted in English and Spanish by landline (298) and cell phone (1,799). The margin of sampling error is plus or minus 3 percentage points for the full sample. For results based on subgroups, the margin of sampling error may be higher.*

---

The **KFF COVID-19 Vaccine Monitor** is an ongoing research project tracking the public's attitudes and experiences with COVID-19 vaccinations. Using a combination of surveys and qualitative research, this project tracks the dynamic nature of public opinion as vaccine development and distribution unfolds, including vaccine confidence and acceptance, trusted messengers and messages, as well as the public's experiences with vaccination.

---

**CONTACT:** Craig Palosky | (202) 654-1369 | [cpalosky@kff.org](mailto:cpalosky@kff.org)



May 2021 | COVID-19 Vaccine Monitor

# KFF COVID-19 Vaccine Monitor: Trends In Vaccine Attitudes Following Johnson & Johnson “Pause”

*The KFF COVID-19 Vaccine Monitor is an ongoing research project tracking the public's attitudes and experiences with COVID-19 vaccinations. Using a combination of surveys and qualitative research, this project tracks the dynamic nature of public opinion as vaccine development and distribution unfold, including vaccine confidence and acceptance, information needs, trusted messengers and messages, as well as the public's experiences with vaccination.*

## Key Findings

- With eligibility for COVID-19 vaccination now open to all adults in the U.S., the latest KFF COVID-19 Vaccine Monitor shows that while the pace of vaccine uptake has continued rapidly over the past month, enthusiasm may be reaching a plateau. The share of adults who say they've gotten at least one dose of a vaccine or intend to do so as soon as possible inched up from 61% in March to 64% in April, while the share who want to “wait and see” before getting vaccinated – a group that had been steadily decreasing in size since over several months – remained about the same in April (15%) compared to March (17%). Among Republicans, a group that has been slower to embrace the vaccine, over half now say they've gotten at least one dose or will do so as soon as they can. The share of Republicans who say they will “definitely not” get vaccinated decreased from 29% in March to 20% in April but remains substantially larger than the share among Democrats or independents.
- In the wake of news about blood clots possibly linked to the Johnson & Johnson COVID-19 vaccine and the subsequent pause in the use of this vaccine, less than half the public expresses confidence in the safety of the Johnson & Johnson vaccine, and concerns about potential side effects have increased among those not yet vaccinated, especially women. Hispanic women are particularly likely to say that the news of these blood clots caused them to rethink their vaccination decision. Despite this, the trajectory of vaccine uptake and enthusiasm does not appear to have slowed disproportionately among women over the past month. Two-thirds (66%) of women say they've been vaccinated or will do so as soon as possible, compared to 63% of men.
- Among those who are open to getting vaccinated but have not yet tried to get an appointment, reasons range from safety concerns to logistical barriers to questions about eligibility, and vary widely by vaccination intention. Those who say they want the vaccine as soon as possible mainly cite logistical concerns and information needs; those in the wait and see group mainly express safety concerns or a lack of research, and those who say they'll get the vaccine only if required mainly say they don't feel



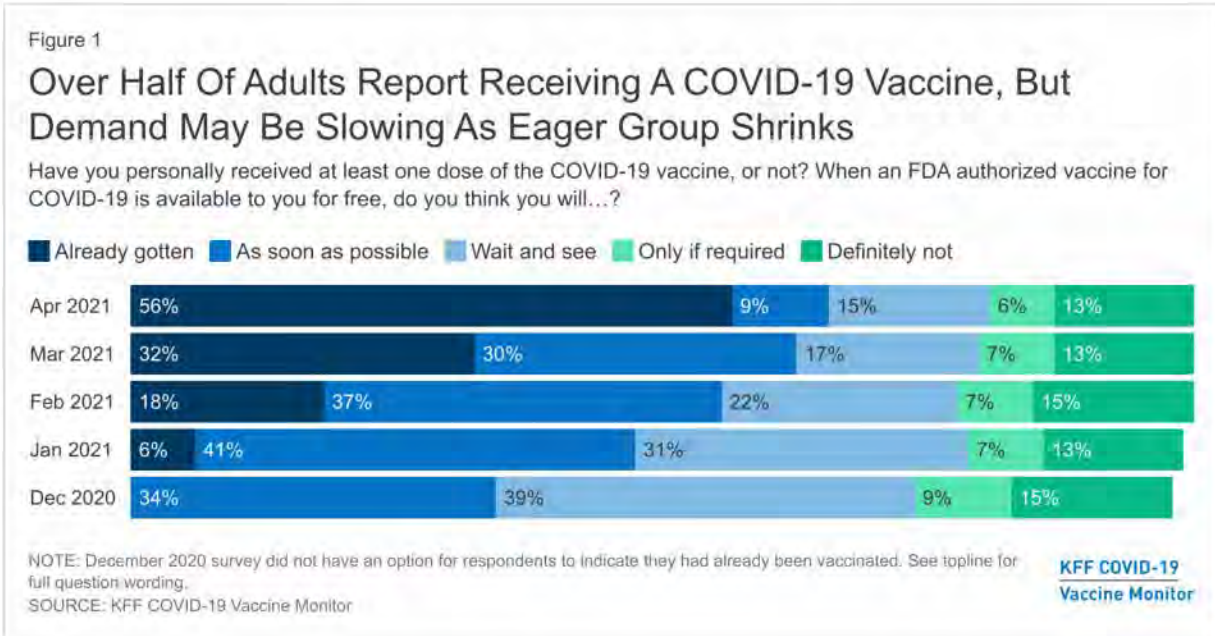
they want or need the vaccine. By contrast, when those who say they will “definitely not” get vaccinated are asked if there is anything that might change their mind, the answer is a resounding “no.”

- While side effects and safety top the list of concerns for those who haven’t gotten vaccinated for COVID-19, we continue to find that lack of information and access are barriers for some individuals, particularly people of color. For example, Black and Hispanic adults are more likely than White adults to be concerned about having to miss work due to side effects, having to pay out-of-pocket for the COVID-19 vaccine (even though it is free), or not being able to get the vaccine from a place they trust. In addition, 45% of Hispanic adults say they don’t have enough information about when they can get vaccinated and a similar share are not sure whether they are currently eligible to receive the vaccine in their state (even though eligibility is now open to all U.S. residents).
- About half of young adults ages 18-29 say they’ve already gotten at least one dose of a COVID-19 vaccine or will do so as soon as possible, but about a quarter say they still want to “wait and see” how the vaccine is working, higher than any other age group. Peer networks may play a role in encouraging vaccine uptake among young adults; those who say at least half of their close friends are vaccinated are much more enthusiastic about getting vaccinated themselves compared to those who say just a few or none of their friends have gotten a shot. In addition, young adults may be more receptive than older adults to vaccination requirements in order to travel or attend large gatherings.
- As the U.S. awaits authorization of a COVID-19 vaccine for use in children under age 16, three in ten parents of children ages 12-15 say they will get their child vaccinated as soon as a vaccine is available, one quarter say they will wait a while to see how the vaccine is working, 18% plan to get their child vaccinated if their school requires it, and nearly a quarter say they will definitely not get their child vaccinated. Perhaps unsurprisingly, parents’ intentions for vaccinating their kids largely line up with their own intentions for getting the COVID-19 vaccine themselves.

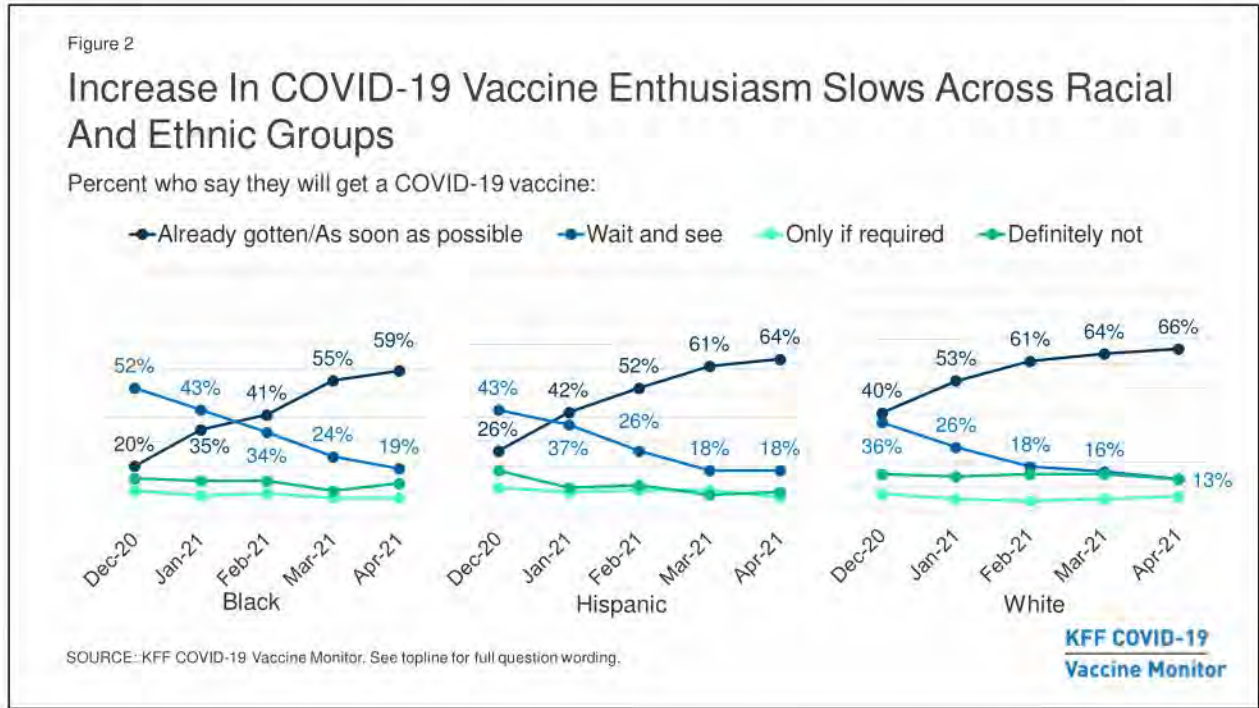
## **Trends In COVID-19 Vaccination Intentions**

With eligibility for COVID-19 vaccination now open to all adults in the U.S., the latest KFF COVID-19 Vaccine Monitor reports that a majority of adults now say they have already gotten at least one dose of the vaccine (56%), up from 32% in March. At the same time, the share of ready and willing adults who have not yet gotten vaccinated but say they intend to do so as soon as they can has fallen to 9% from 30% in March when many adults were still not eligible for vaccination. Overall, the total enthusiastic group (those who say they’ve already been vaccinated or will get it as soon as possible) inched up only slightly from 61% in March to 64% in April, while the share of adults who say they want to “wait and see” appears to have plateaued at 15%, similar to the 17% who said the same in March. The shares of the public who say they will get the vaccine only if they are required to do so for work, school, or other activities (6%) or say they will “definitely not” get the vaccine (13%) have stayed about the same since January.





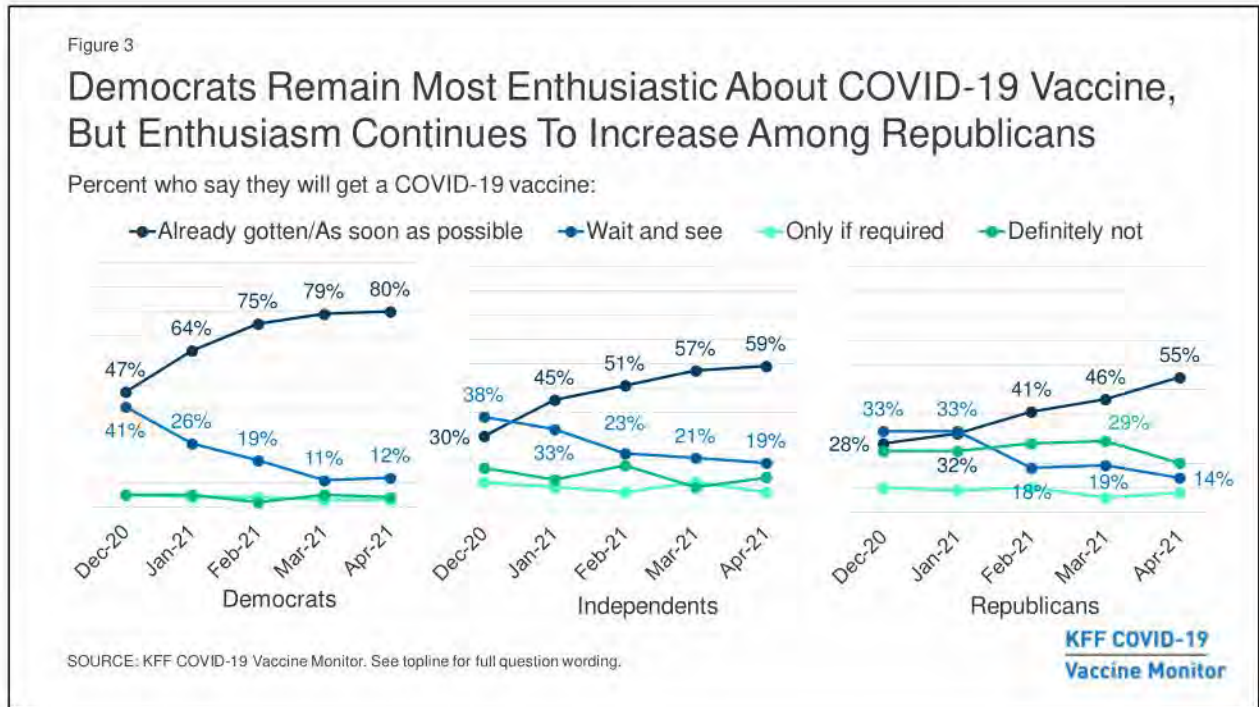
Enthusiasm for getting the COVID-19 vaccine has continued to inch upward across racial and ethnic groups, but at a slower pace than in previous months. About six in ten Black (59%) adults and two-thirds of Hispanic (64%) and White (66%) adults now say they've either gotten at least one dose of the vaccine or will get it as soon as they can. At the same time, Black and Hispanic adults remain somewhat more likely than White adults to say they want to "wait and see" before getting vaccinated (19%, 18%, and 13%, respectively).



Among partisans, enthusiasm for getting the COVID-19 vaccine remains highest among Democrats but may have reached a plateau among this group. Eight in ten Democrats say they've already gotten at least one dose of the vaccine or will get it as soon as possible, virtually unchanged from the share who said so last month (79%). Increasing enthusiasm among independents may also be slowing down, with six in ten (59%) now saying they've gotten at least one dose or will do so as soon as they can, similar to the 57% who said so in March.

While the growth in vaccine enthusiasm appears to have slowed among independents and Democrats, it has continued to increase among Republicans, with a majority (55%) now saying they have either received at least one dose of the vaccine or intend to do so as soon as possible. One in five Republicans (20%) say they will "definitely not" get vaccinated, down from 29% last month but still substantially larger than the share among independents (13% and Democrats (4%).



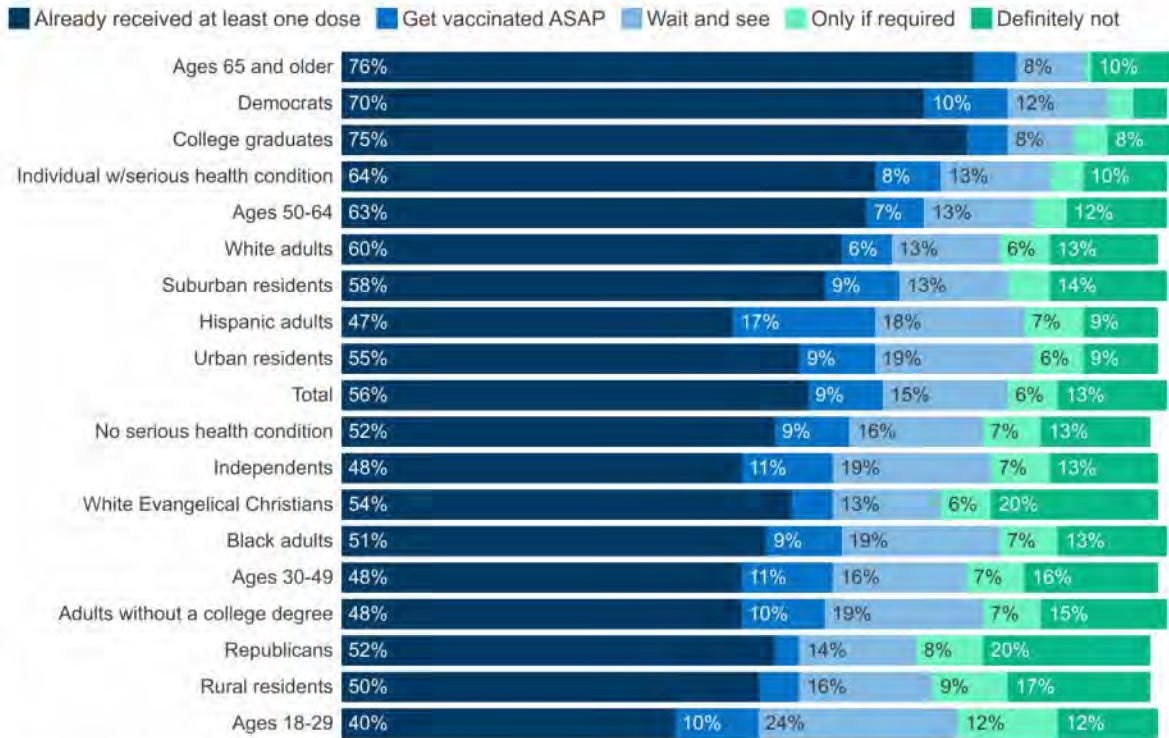


Across key demographic groups, at least half of adults say they have already gotten at least one dose of the vaccine or will get it as soon as it is available to them. Older adults, Democrats, and college graduates remain the most enthusiastic about getting the vaccine, with at least seven in ten indicating they've gotten at least one shot. Roughly one-quarter (24%) of young adults ages 18-29 say they still want to "wait and see" before getting vaccinated, as do about one in five Black adults (19%), adults without a college degree (19%), political independents (19%), urban residents (19%), and Hispanic adults (18%).

Figure 4

### Majorities Across Demographic Groups Are At Least Somewhat Open To COVID-19 Vaccine; Older Adults, Democrats Most Enthusiastic; Younger Adults, Republicans Least Enthusiastic

Have you personally received at least one dose of the COVID-19 vaccine, or not? When an FDA authorized vaccine for COVID-19 is available to you for free, do you think you will...?



NOTE: See topline for full question wording.  
SOURCE: KFF COVID-19 Vaccine Monitor (April 15-29, 2021)

KFF COVID-19  
Vaccine Monitor

Among older adults, similar shares across racial and ethnic groups say that they have received at least one dose of a COVID-19 vaccine (roughly eight in ten among ages 65 and over and roughly six in ten among ages 50-64). However, among younger adults (those under age 50), a larger share of White adults (50%) compared to Black and Hispanic adults (36% each) say they've already gotten vaccinated. Fewer White adults under the age of 50 say they will "wait and see" (16% compared to 24% of both Black and Hispanic adults in this age range).

Notably, about one in five Hispanic adults ages 18-49 (18%) and ages 50-64 (20%) say they have not yet been vaccinated but intend to do so as soon as possible, suggesting a possible barrier to access for these groups.



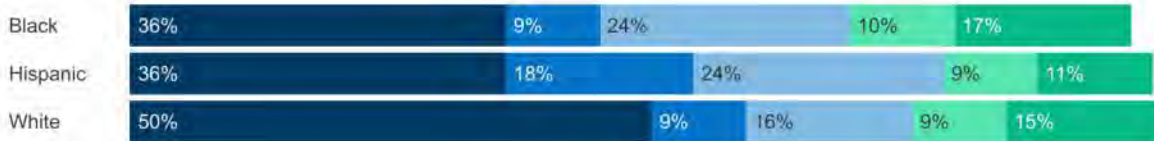
Figure 5

## Young People Of Color Less Likely Than Young White Adults To Report Having Received A COVID-19 Vaccine, More Likely To Want To "Wait And See"

Have you personally received at least one dose of the COVID-19 vaccine, or not? When an FDA authorized vaccine for COVID-19 is available to you for free, do you think you will...?

■ Already received at least one dose 
 ■ Get vaccinated ASAP 
 ■ Wait and see 
 ■ Only if required 
 ■ Definitely not

### Ages 18-49



### Ages 50-64



### Ages 65+

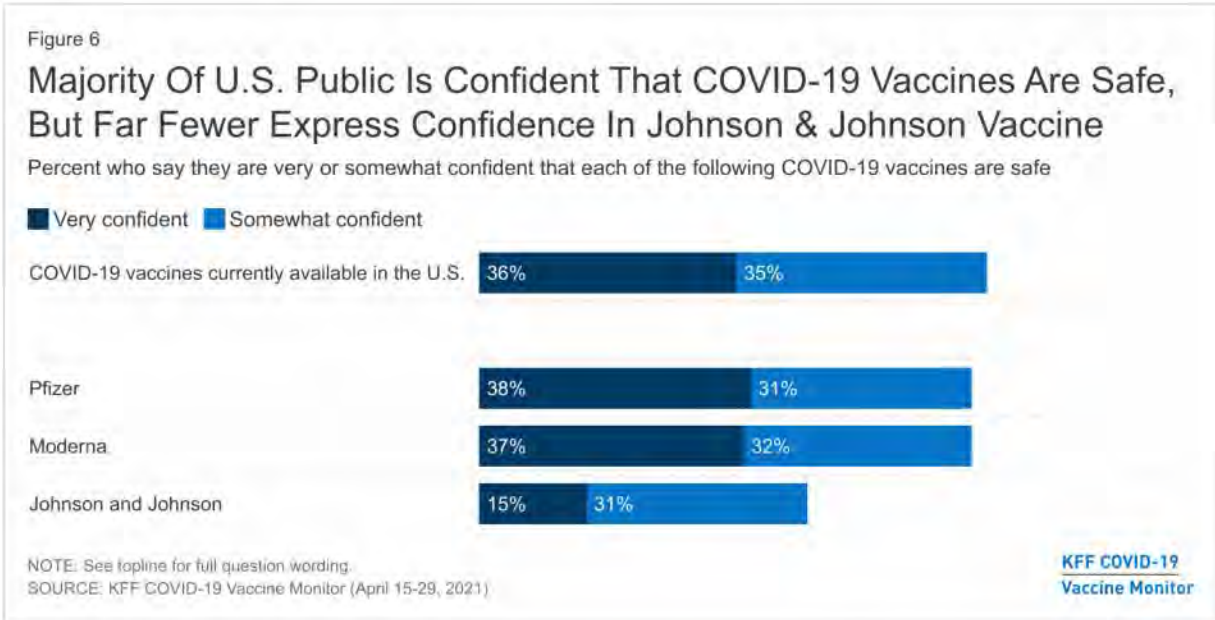


NOTE: See topline for full question wording.  
SOURCE: KFF COVID-19 Vaccine Monitor (April 15-29, 2021)

KFF COVID-19  
Vaccine Monitor

## Confidence and Concerns Following Johnson & Johnson Vaccine Safety Review

On April 13<sup>th</sup>, the U.S. Food and Drug Administration (FDA) and the U.S. Centers for Disease Control (CDC) [recommended](#) a temporary pause on the use of Johnson & Johnson's Covid-19 vaccine following reports of rare blood clots. Ten days later, after both agencies conducted a safety review, the FDA and CDC [recommended](#) that the use of the Johnson & Johnson vaccine should resume. The latest KFF COVID-19 Vaccine Monitor (which was fielded just after the pause began and remained in the field after the pause was lifted) finds that while overall confidence in safety of the COVID-19 vaccines currently available in the U.S. is high, less than half say they are at least somewhat confident the Johnson & Johnson vaccine is safe (46%), compared to nearly seven in ten who say the same about the Moderna and Pfizer vaccines (69% each)<sup>1</sup>. Fifteen percent say they are "very confident" that the Johnson & Johnson vaccine is safe, less than half the share who say the same about the Moderna and Pfizer vaccines, or the COVID-19 vaccines overall.



Confidence in the COVID-19 vaccines overall – and in each of the specific vaccines – is lower among those who have not yet been vaccinated than it is among those who have already received the vaccine and varies by vaccination intention. Among those who want to “wait and see” before getting the vaccine, slight majorities say they are confident that the Pfizer vaccine (55%) and Moderna vaccine (53%) are safe, compared to 28% who say the same of the Johnson & Johnson vaccine. There is less variation in confidence levels across the different vaccines among those in the “only if required” group, while those who say they will “definitely not” get vaccinated express very little confidence in the safety of any of the COVID-19 vaccines.





Most adults (78%) say they have heard or read at least a little about some rare cases in which a small number of individuals developed blood clots within two weeks of getting the Johnson & Johnson COVID-19 vaccine. Among those who have not yet been vaccinated, the large majority either say the news “has not changed their mind about getting vaccinated” (56%) or say they have “not heard or read anything at all” about these cases (21%). However, about one in five unvaccinated adults say the news caused them to change their mind about getting a COVID-19 vaccine, including 9% who say it made them less likely to want the Johnson & Johnson vaccine but didn’t change their minds about the other vaccines, 7% who say it made them less likely to want *any* COVID-19 vaccine, and 4% who say it changed their thoughts about the vaccines in some other way.

Most of the blood clot cases reported occurred among women, and we find a larger share of unvaccinated women (83%) than unvaccinated men (73%) say they have heard or read at least a little about this news. In addition, unvaccinated women are less likely than unvaccinated men to say they are confident in the safety of the Johnson & Johnson vaccine (21% vs. 32%), though there is no significant gender difference in confidence of the safety of COVID-19 vaccines overall.

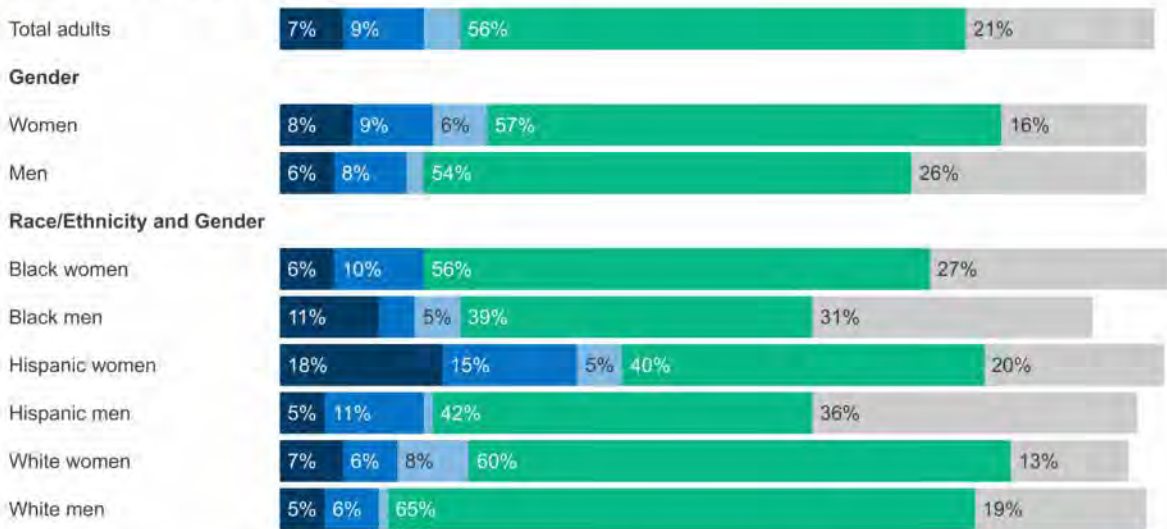
Notably, 39% of unvaccinated Hispanic women say they heard the news and it caused them to change their mind about the vaccine, including 15% who say it made them less likely to want the Johnson & Johnson vaccine and 18% who say it made them less likely to want *any* COVID-19 vaccine.

Figure 8

## One In Five Unvaccinated Adults Say News Of Blood Clots Linked To J&J Vaccine Changed Their Mind About Getting Vaccinated, Highest Among Hispanic Women

How much have you heard or read about some rare cases in which a small number of individuals developed blood clots within two weeks of getting the Johnson and Johnson COVID-19 vaccine? Has this news caused you to change your mind about getting a COVID-19 vaccine, or not? Has this news...

■ Made you less likely to want any COVID-19 vaccine 
 ■ Made you less likely to want the J&J vaccine, but not changed your thinking about other vaccines 
 ■ Changed your thoughts about the vaccines in some other way 
 ■ Has not had impact 
 ■ Have not heard or read about blood clots



NOTE: Based on those who have not gotten the COVID-19 vaccine. See topline for full question wording.  
SOURCE: KFF COVID-19 Vaccine Monitor (April 15-29, 2021)

**KFF COVID-19  
Vaccine Monitor**

The Monitor also finds indications that concerns about side effects from the vaccines overall have increased in the wake of the Johnson & Johnson pause, particularly among women. Among those who are not yet convinced to get the vaccine right away (those who want to wait and see, will get vaccinated only if required, or will definitely not get vaccinated), 81% say they are concerned they might experience serious side effects from the vaccine, up from 70% last month. Among women within this group, concern increased by 15 percentage points, from 77% in March to 92% in April.



Figure 9

### Concern About COVID-19 Vaccine Side Effects Increased From March To April, Particularly Among Women

Among those who are not yet convinced to get the vaccine right away, percent who are concerned they might experience serious side effects from the vaccine:



NOTE: Based on those who don't want to get the vaccine "As soon as possible." See topline for full question wording.  
SOURCE: KFF COVID-19 Vaccine Monitor (March 15-22, 2021; April 15-29, 2021)

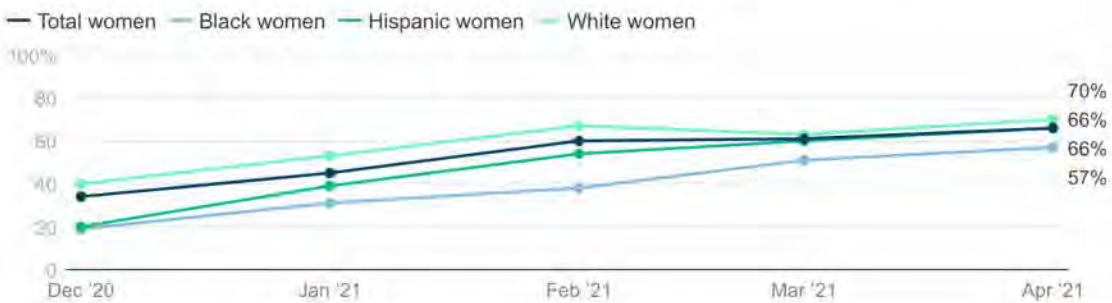
**KFF COVID-19  
Vaccine Monitor**

Despite what appear to be heightened concerns about safety and side effects among women, the trajectory of vaccine uptake and enthusiasm does not appear to have slowed significantly among women over the past month. Two-thirds (66%) of women say they've been vaccinated or will do so as soon as possible, compared to 61% in March. Among men, 63% now say they've gotten vaccinated or are eager to do so, compared to 62% in March.

Figure 10

### COVID-19 Vaccine Enthusiasm Has Increased Among Women Over Time

Percent who have already gotten the vaccine or will get it as soon as possible:



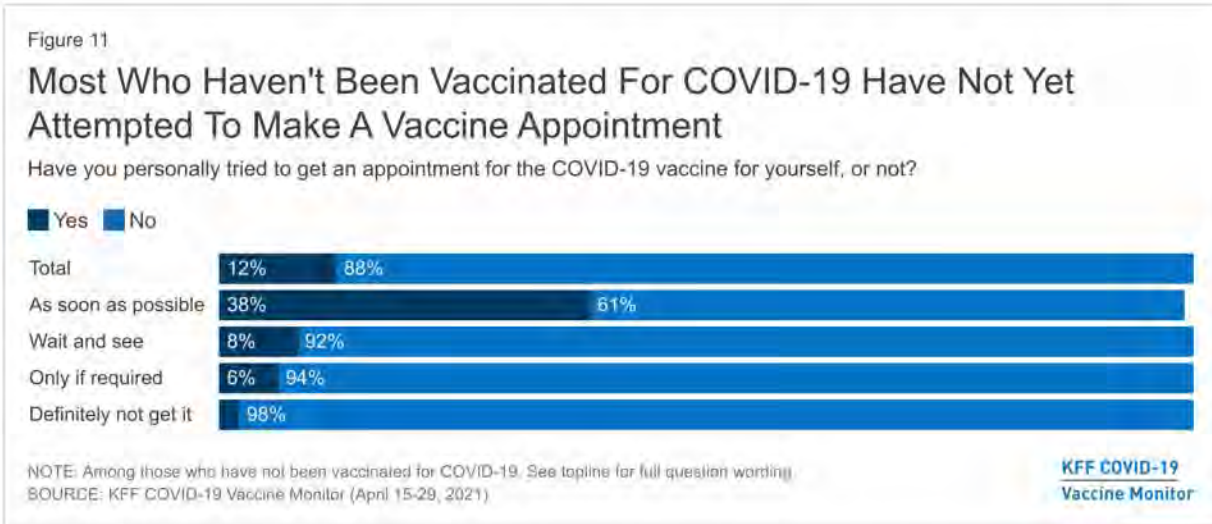
NOTE: See topline for full question wording.  
SOURCE: KFF COVID-19 Vaccine Monitor

**KFF COVID-19  
Vaccine Monitor**

In addition, despite these concerns about the Johnson & Johnson vaccine, a one-dose vaccine still has an appeal for many people. Three in ten unvaccinated adults (29%), including 45% of those in the "wait and see" category say they would be more likely to get the vaccine if they only needed one dose.

## What Is Keeping People From Getting Vaccinated?

Most unvaccinated adults, including a majority of those who say they will get the vaccine as soon as they can, have not yet attempted to make an appointment for a vaccine, despite all adults in the U.S. now being eligible. Twelve percent of those who have not received a COVID-19 vaccine say they have tried to make an appointment to get vaccinated, including 38% of those who say they want the vaccine as soon as possible, 8% of those in the “wait and see” group, and 6% of those who say they’ll get the vaccine only if required. Majorities across all these groups say they have not yet tried to make an appointment.



When those who indicate some willingness to get vaccinated (saying they’ll get the vaccine as soon as they can, will wait and see, or will get it if required) are asked to say in their own words the main reason why they have not tried to get an appointment, reasons range from safety concerns to logistical barriers to questions about eligibility, and vary widely by vaccination intention.

Among the group that says they want the vaccine as soon as possible, logistical concerns and information needs top the list of reasons for not making an appointment, including being too busy or not having time to try to get an appointment (14%) and not being able to take the time off work (12%). Another 9% of this group say they just haven't gotten around to it, 8% say they are not sure about their eligibility or whether they have the right documentation, and 7% express a general lack of information about how to get vaccinated.

Among those who want to wait and see before getting vaccinated, one-fourth (23%) say they haven't tried to get an appointment yet because they are waiting until more people have gotten the vaccine. Others in this group say they are concerned about the safety or side effects of the vaccine (14%) or that the vaccine is too new or there is not enough research available (9%), while about one in six (8%) say they just generally don't want or need the vaccine.



Among those who say they'll get the vaccine only if required, the largest share says they haven't made an appointment because they don't want or need the vaccine (26%), while one in ten cite concerns about safety or side effects and 6% feel the vaccine is too new or hasn't been researched enough.

**Table 1: Top reasons why individuals have not tried to get a COVID-19 Vaccine appointment by vaccination intention (Open-end)**

As soon as possible		Wait and see		Only if required	
Busy/didn't have time/schedule conflict	14%	Want to wait until more people have gotten it	23%	Don't want it/need it (general)	26%
Can't take time off work/conflicts with work hours	12%	Concerned about safety and/or side effects	14%	Concerned about safety and/or side effects	10%
Just haven't gotten around to it	9%	Vaccine is too new/not enough research	9%	Vaccine is too new/not enough research	6%
Don't have proper documentation/not sure if eligible	8%	Don't want it/need it (general)	8%	Already had COVID	5%
Lack of information about how to get the vaccine	7%	Waiting for medical reason	6%	Don't have proper documentation/not sure if eligible	4%

**IN THEIR OWN WORDS: What is the main reason you have not gotten a COVID-19 vaccine appointment? (among those who have not tried to get a vaccine appointment and say they will get the vaccine as soon as possible, will wait and see, or will get it if required)**

**Among those who say they want to get the vaccine as soon as possible:**

"Because I have not tried to see if there is a site located near me and was told that a social security number or immigration status was needed." – 30-49 year old Hispanic woman, Georgia

"I don't know if the vaccine is being given at my clinic, they're supposed to let me know and they haven't reached out to me." – 65+ year old Hispanic man, North Carolina

"[It is] hard for me to get around since I don't drive." – 65+ year old White woman, West Virginia

"I don't know where to go in my state to get it." – 30-49 year old White man, Connecticut

**Among those who say they want to "wait and see" before getting the vaccine:**

"Because I think we need more time to see the health effects on people." – 30-49 year old Black woman, Texas

“Not really sure, don't really know to sign up for it either. I guess mostly I don't know how to obtain this vaccine.” – 30-49 year old Hispanic man, California

“[I] want to see how it effects other people, and other people might need it bad[ly]. I work from home,” – 30-49 year old White man, North Carolina

“I want to see how it is affecting other people. I do not want to be a guinea pig. If it had more data research given to it or if we knew how it would affect people long term, then maybe I would consider it more than I am. I am not against it—my daughter has all of her [vaccinations]—there isn't enough research for it.” – 30-49 year old White woman, Michigan

**Among those who say they will only get the vaccine if required to do so:**

“I don't believe there is a need for it.” – 50-64 year old White woman, Georgia

“Generally because in my own experience I have not known any one who died from it. Generally not worried. On a scale of 1-10 my worry is at a 3.” – 30-49 year old White man, Louisiana

“The side effects, blood clots, Johnson and Johnson. There are two vaccines that have a recall because of a blood clot.” – 30-49 year old Hispanic man, California

“Because I had COVID, Better wait to see what happened.” – 30-49 year old Hispanic man, California

In contrast to the range of barriers and concerns cited by those who are at least somewhat open to getting vaccinated, when those who say they will “definitely not” get a COVID-19 vaccine are asked if there is anything that might convince them to change their mind, the answer is overwhelmingly “no,” with 72% providing this response. Seven percent of this group say that more research on the vaccines might convince them to change their minds, while the remainder gave a range of other response.

**IN THEIR OWN WORDS: Is there anything that might convince you to change your mind about getting vaccinated? (among those who say they will “definitely not” get the COVID-19 vaccine)**

“No, unless something comes up I might change, I'm sticking with religion.” – 66 year-old Black man, South Carolina

“Only when it has been approved by the FDA.” – 49 year-old White woman, Alabama

“No. It sure won't help if they start forcing it on people.” 40 year-old White man, Nevada

“No nothing will. If I can't work, they can't force you to take a vaccine. You'll have to kill me.” – 29 year-old Black woman, Georgia



“No absolutely not, I don't trust the gov't and I don't even take the flu vaccine and I've never gotten the flu.” – 24 year-old man Black man, Arizona

“No, I don't trust it so I'm not going to get it.” – 77 year-old White man, California

“Only if they come out with proper data, and not just guessing.” – 35 year-old Black woman, Virginia

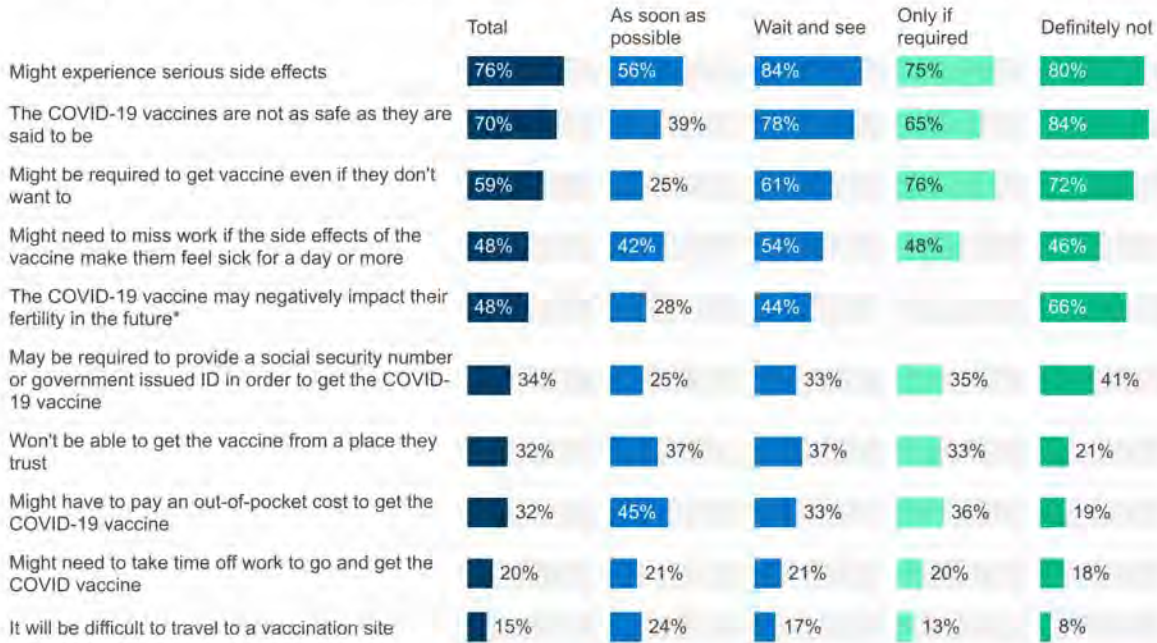
## **Other Concerns And Barriers To Vaccination**

While vaccine side effects and safety continue to be the top concerns among those who have not yet been vaccinated (cited as concerns by 76% and 70%, respectively), there are a range of other concerns that vary by vaccination intention. For example, six in ten (59%) of those not yet vaccinated (rising to 72% of the “definitely not” group) are concerned that they might be required to get the COVID-19 vaccine even if they don't want to. About half (48%) of those ages 18-49 (rising to 66% among the “definitely not”) are concerned that the COVID-19 vaccine might negatively impact their fertility in the future. Many express work-related concerns, including half (48%) who say they are concerned they might miss work if the vaccine side effects make them feel sick and one in five who say they are concerned they may need to time off work to go and get the vaccine. One-third (32%) are concerned that they might have to pay an out-of-pocket cost to get vaccinated, even though the vaccine is available for free to all U.S. adults. Other concerns include being required to provide a social security number or government-issued identification to get vaccinated (34%), not being able to get the vaccine from a trusted place (32%), or that it will be difficult to travel to a vaccination site (15%).

Figure 12

### Concerns About COVID-19 Vaccines Vary By Vaccination Intention

Percent who say they are very or somewhat concerned about each of the following when it comes to the COVID-19 vaccine:



NOTE: Among those who have not been vaccinated for COVID-19. \*Item only asked of those ages 18-49 and had too small a sample size to show the "Only if required" group. See topline for full question wording.  
SOURCE: KFF COVID-19 Vaccine Monitor (April 15-29, 2021)

**KFF COVID-19  
Vaccine Monitor**

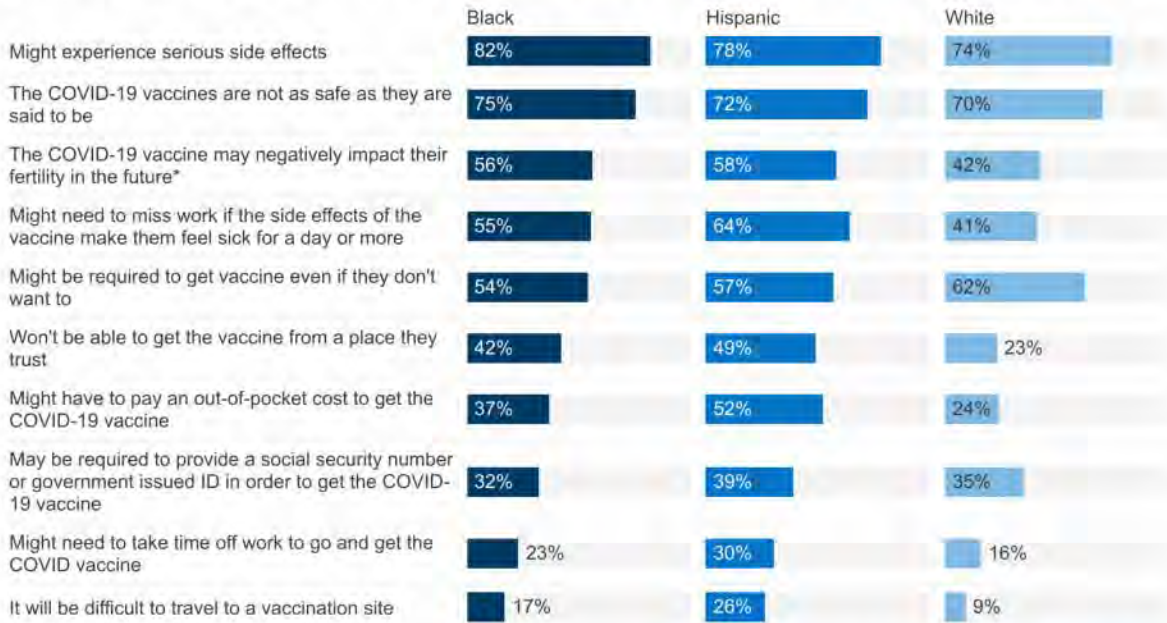
Many concerns about COVID-19 vaccination are expressed at higher rates by people of color compared to White adults. For example, nearly six in ten Hispanic adults (58%) under age 50 say they are concerned that the vaccine may negatively impact their future fertility, compared to 42% of White adults in this age range. In addition, potential access-related barriers to vaccination are more commonly expressed as concerns by Black and Hispanic adults compared to White adults. More than half (55%) of unvaccinated Black adults and almost three-quarters (64%) of Hispanic adults are concerned about having to miss work due to vaccine side effects compared to four in ten White adults (41%). Larger shares of Black and Hispanic adults compared to White adults also express concern about not being able to get the vaccine from a place they trust, having to pay an out-of-pocket cost to get vaccinated, and having difficulty traveling to a vaccination site.



Figure 13

### Black and Hispanic Adults Are More Likely Than White Adults To Express Concerns About Potential Access-Related Barriers To COVID-19 Vaccination

Percent who say they are very or somewhat concerned about each of the following when it comes to the COVID-19 vaccine:

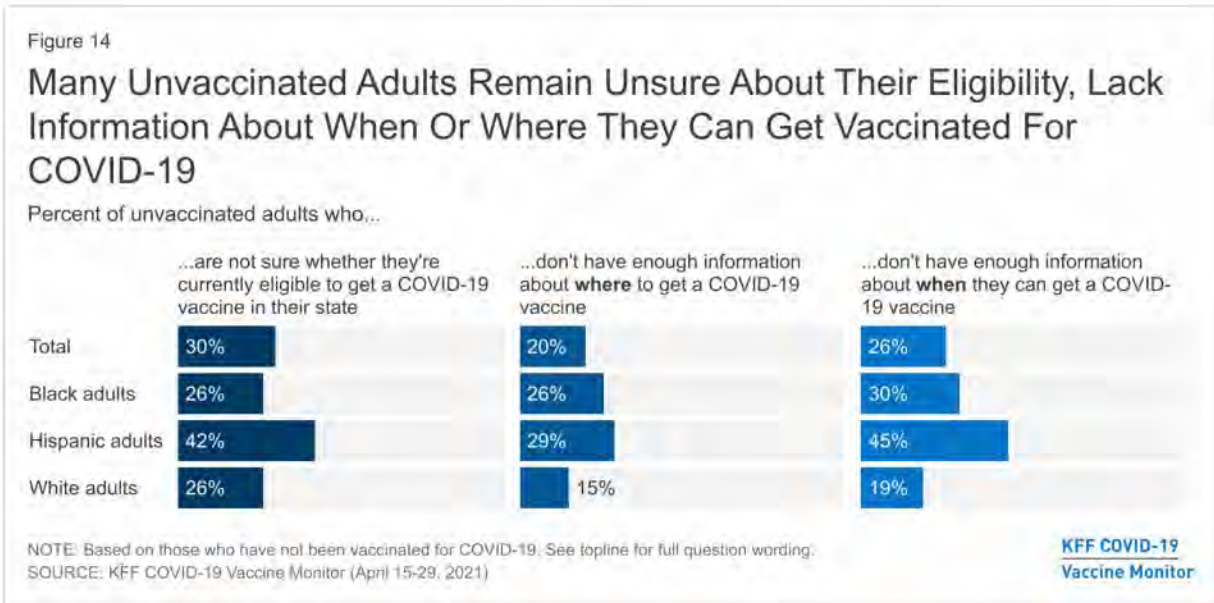


NOTE: Among those who have not been vaccinated for COVID-19. \*Item only asked of those ages 18-49. See topline for full question wording.

SOURCE: KFF COVID-19 Vaccine Monitor (April 15-29, 2021)

**KFF COVID-19 Vaccine Monitor**

In addition to these concerns, lack of information is still a barrier to getting a COVID-19 vaccine for many adults, particularly people of color. Three in ten unvaccinated adults overall, rising to 42% of Hispanic adults, say they are not sure whether they're currently eligible to get a vaccine in their state, even though eligibility is now open to all U.S. adults. In addition, one in five unvaccinated adults overall (29% of Hispanic adults) say they don't have enough information about where to get a COVID-19 vaccine and 26% (45% of Hispanic adults) say they don't have enough information about when they can get one.



## Incentives And Requirements That Might Increase Vaccination Uptake

In addition to understanding and addressing people’s concerns about the vaccines, there are various incentives, conveniences, and requirements that may be effective at encouraging some people to get vaccinated. Three in ten unvaccinated adults who are not yet ready to get the vaccine right away, including nearly half of those who want to “wait and see,” say they would be *more likely* to get the vaccine if it was offered to them at a place they normally go for health care or if they only needed to get one dose. At least a quarter of those who are not yet ready to get the vaccine right away, including substantial shares of those in both the “wait and see” and “only if required” groups say they would be more likely to get vaccinated if it was required to fly on an airplane, to attend large gatherings such as sporting events or concerns, or for international travel.

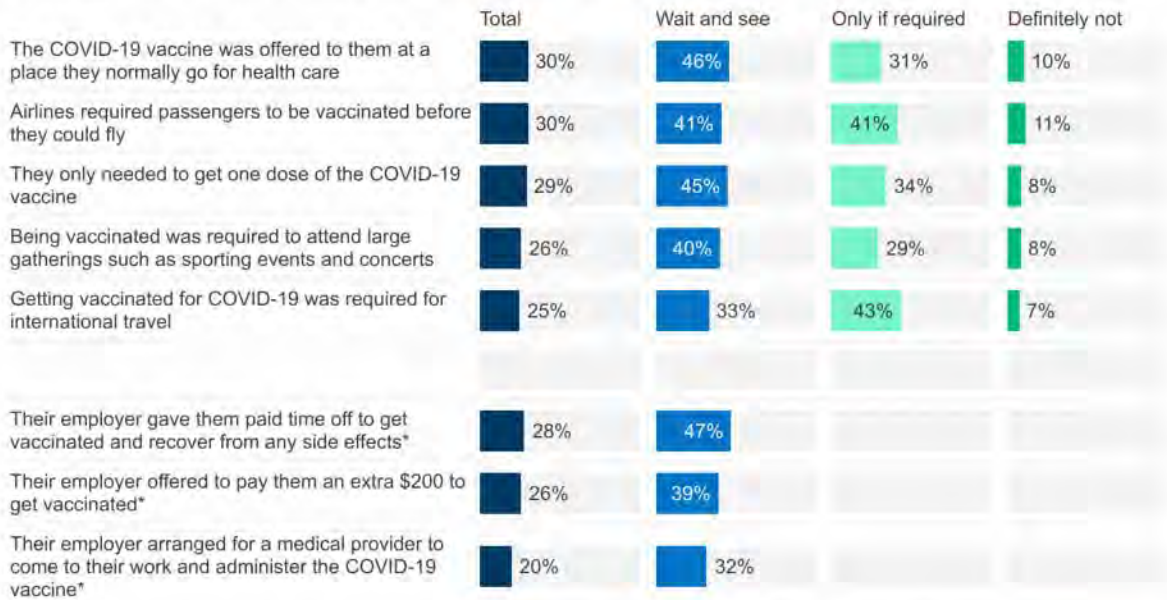
Employer policies and incentives could also play a role in increasing COVID-19 vaccination uptake. About three in ten (28%) of employed adults who are not yet ready to get vaccinated, including nearly half (47%) in the “wait and see” group, say they would be more likely to get vaccinated if their employer gave them paid time off to get vaccinated and recover from any side effects. About a quarter overall and four in ten (39%) in the “wait and see” group say they would be more likely to get vaccinated if their employer offered a financial incentive of \$200, while two in ten overall and about a third (32%) of those who want to “wait and see” say they would be more likely to get the vaccine if their employer arranged for a medical provider to administer it at their workplace.



Figure 15

## Requirements, Incentives, And Conveniences May Increase Willingness To Get Vaccinated For Some

Percent who say they would be more likely to get the COVID-19 vaccine if:



NOTE: Among those who have not been vaccinated for COVID-19 and do not want to get the vaccine as soon as possible. \*Items asked among those who are employed and are not self-employed. "Only if required" and "Definitely not" groups were too small for analysis among employed. See topline for full question wording.

SOURCE: KFF COVID-19 Vaccine Monitor (April 15-29, 2021)

**KFF COVID-19  
Vaccine Monitor**

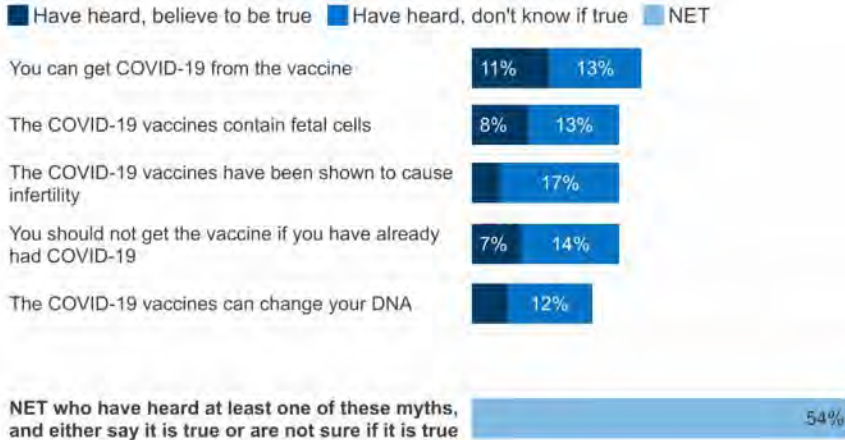
## Vaccine Misinformation

The latest KFF Vaccine Monitor also finds that a majority of adults (54%) either believe some common misinformation about the COVID-19 vaccines or are unsure whether these things are true or false. About one in four believe or are unsure whether you can get COVID-19 from the vaccine and one in five believe or are unsure whether those who have already had COVID-19 should *not* get vaccinated, whether the vaccines contain fetal cells, have been shown to cause infertility, or that the vaccine can change your DNA. Among younger adults ages 18 to 29, four in ten (42%) say they have heard that the COVID-19 has been shown to cause infertility, and about one in four either are unsure if that is true (22%) or believe that is true (5%).

Figure 16

### More Than Half Of The Public Believe Or Are Unsure About Some Common COVID-19 Vaccine Myths

Have you heard anyone say or have you read anywhere that...? IF YES: To the best of your knowledge is that true or false, or do you not know whether it is true or false?

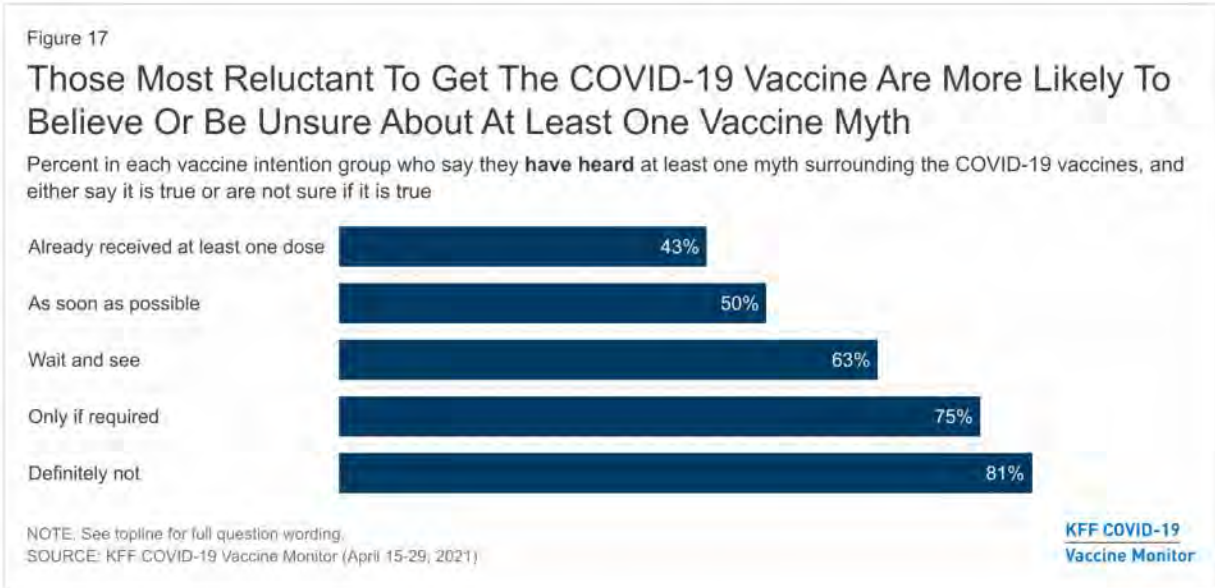


NOTE: See topline for full question wording.  
SOURCE: KFF COVID-19 Vaccine Monitor (April 15-29, 2021)

[KFF COVID-19 Vaccine Monitor](#)

Belief in or uncertainty towards vaccine misinformation is highest among those most reluctant to get the vaccine. Eight in ten (81%) of adults who say they will “definitely not” get the vaccine believe or are unsure about at least one common COVID-19 vaccine myth, as do 75% of those who say they will only get the vaccine if required. In addition, vaccine misinformation appears to be wide-reaching, as even among those who have already been vaccinated 43% believe or are uncertain about at least one common vaccine myth, as do half of those who say they want the vaccine as soon as possible.



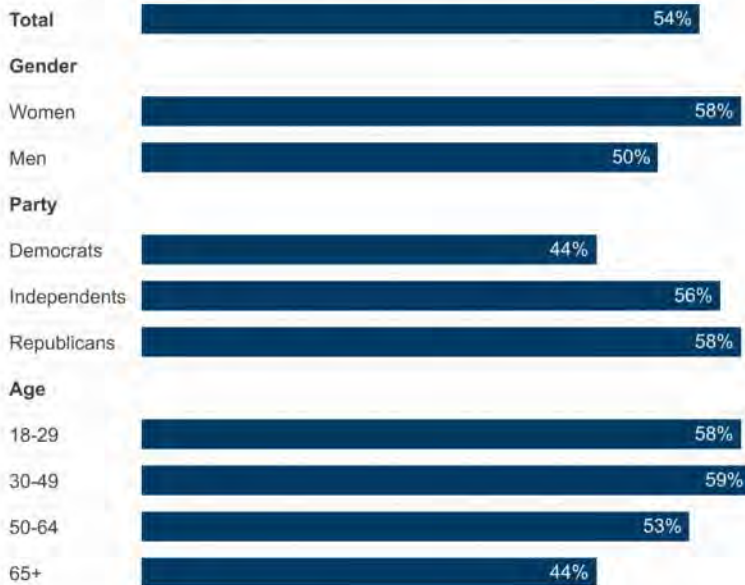


A larger share of women (58%) than men (50%) believe or be unsure about at least one common myth surrounding the COVID-19 vaccine. Likewise, younger adults are more likely than those 65 and older to believe or be unsure about a vaccine myth. Across partisans, majorities of Republicans (58%) and independents (56%) believe or are unsure about at least one vaccine myth, compared to a smaller share of Democrats (43%).

Figure 18

### Majorities Of Women, Independents, Republicans And Younger Adults Believe Or Are Unsure About At Least One Myth About The Vaccine

Percent in each vaccine intention group who say they **have heard** at least one myth surrounding the COVID-19 vaccines, and either say it is true or are not sure if it is true:



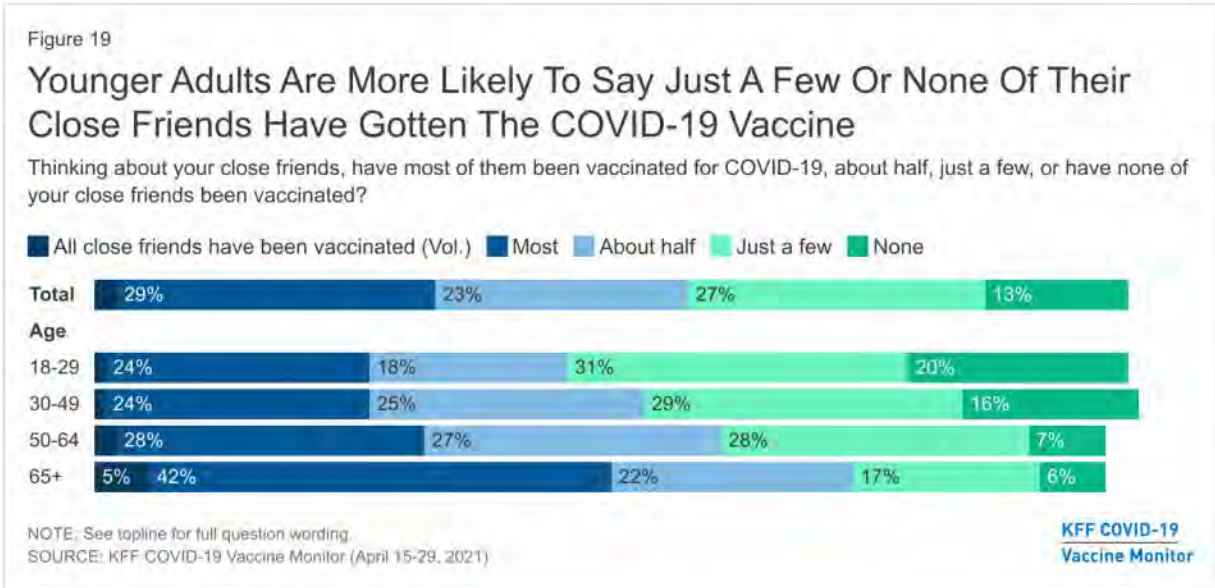
NOTE: See [topline](#) for full question wording.  
SOURCE: KFF COVID-19 Vaccine Monitor (April 15-29, 2021)

**KFF COVID-19  
Vaccine Monitor**

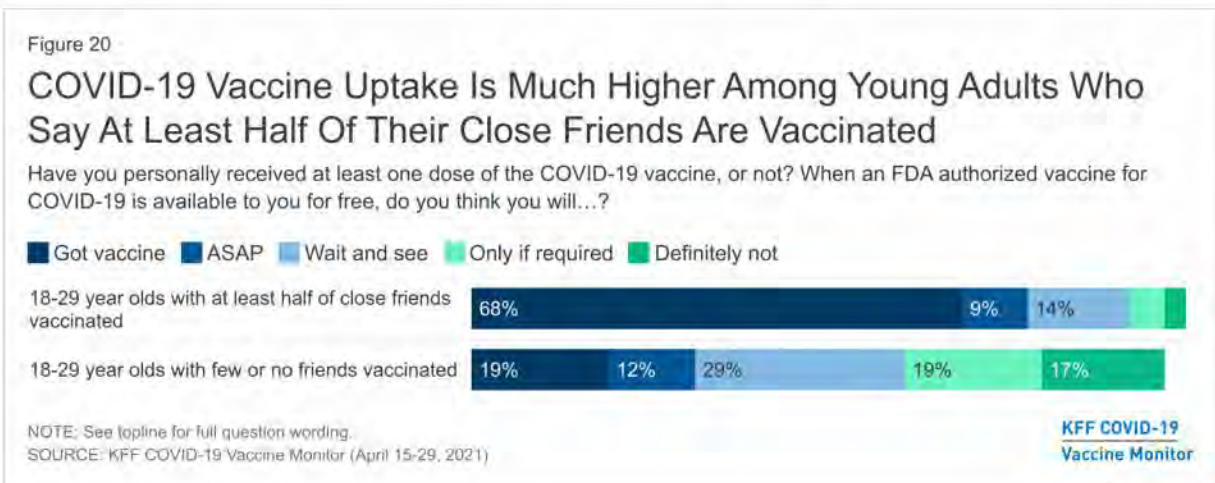
## Young Adults and Vaccine Uptake

Though they are at lower risk of complications from COVID-19, many experts believe vaccine uptake among young adults will be needed in order to achieve herd immunity. Young adults ages 18 to 29 are the least likely to say they've already been vaccinated or intend to do so as soon as possible, and about one-quarter (24%) say they want to "wait and see" before they get the COVID-19 vaccine. In addition, half of younger adults say "just a few" or "none" of their close friends have been vaccinated, including one in five 18-29 year-olds who say none of their close friends are vaccinated and a further 31% say only a few of their friends have gotten the vaccine.



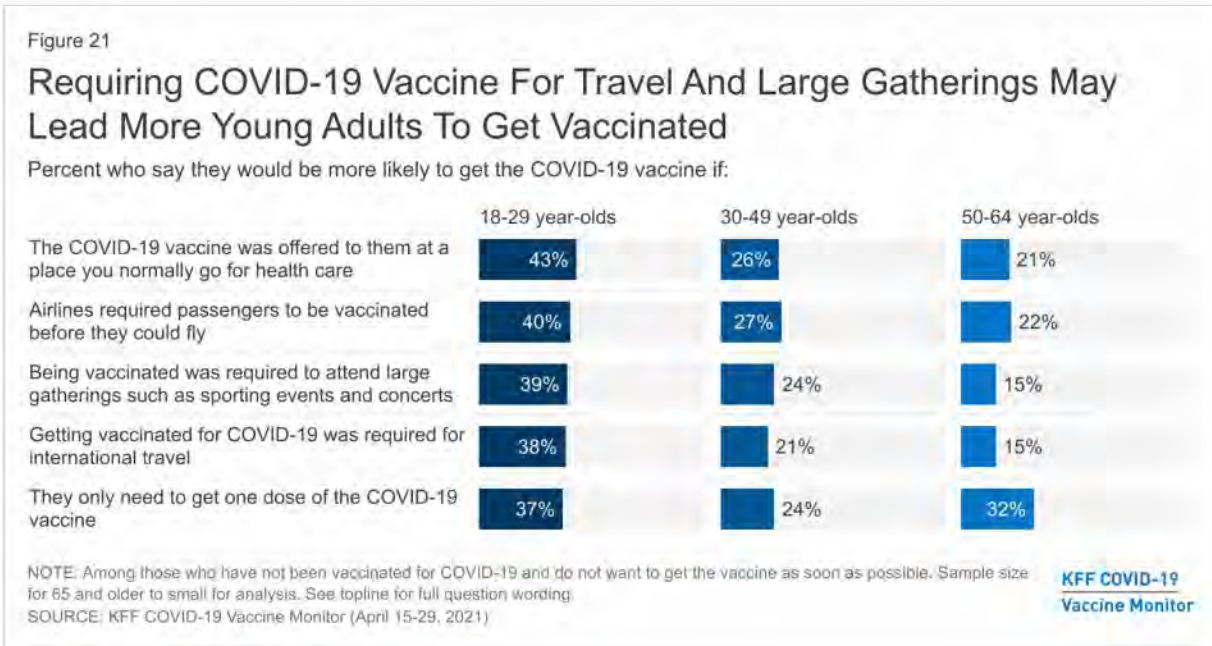


For young adults, peer influences may have a big effect on vaccination decisions. Among young adults ages 18-29, a large majority (77%) of those who say at least half of their close friends have been vaccinated report having already received at least one dose of a COVID-19 vaccine themselves (68%) or say they want to as soon as they can (9%). Among those who say just a few or none of their friends have been vaccinated, a much smaller share say they've already been vaccinated or intend to do so as soon as possible (32%), while three in ten (29%) say they will "wait and see," one in five (19%) say they will get vaccinated only if required, and 17% say they will "definitely not" get the vaccine.



Compared to those in other age groups, young adults may be particularly motivated by requirements and conveniences to encourage COVID-19 vaccine uptake. About four in ten young adults ages 18 to 29 who are not yet ready to get the vaccine right away say they would be more likely to get vaccinated if it was

offered at a place they normally go for health care (43%) or if they only needed to get one dose of the vaccine (37%). Among requirements, about four in ten young adults in this group say they would be more likely to get vaccinated if it was required to fly on an airplane (40%), to attend large gatherings (39%), or for international travel (38%).



## COVID-19 Vaccinations for Children

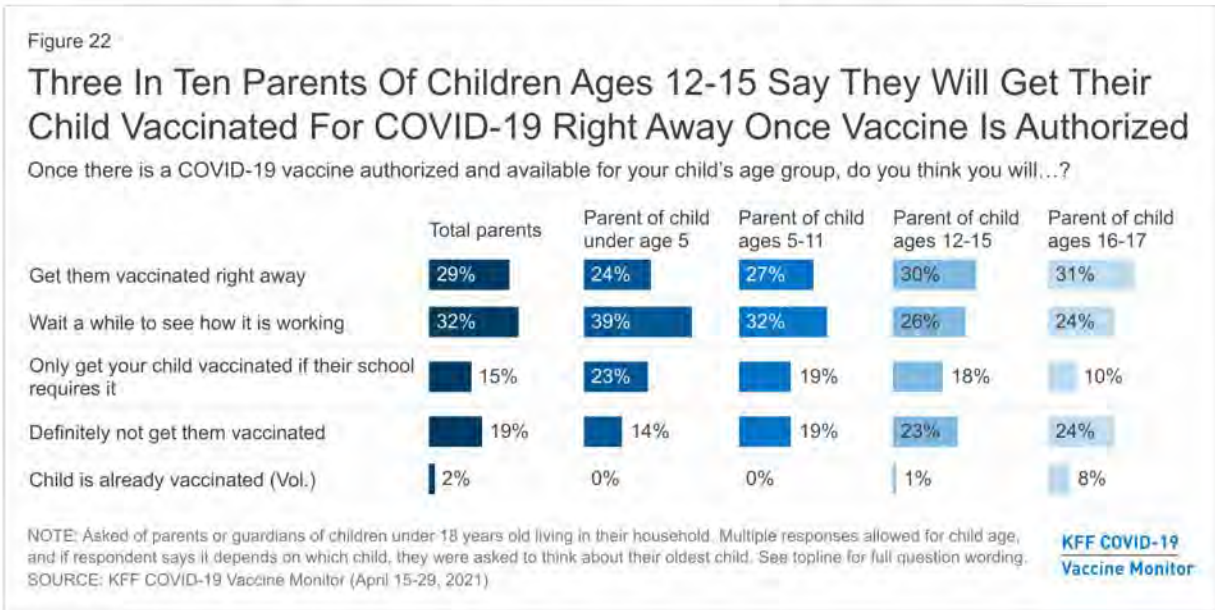
While the Pfizer COVID-19 vaccine is already authorized for use in children ages 16-17, there is currently no vaccine available in the U.S. for children ages 15 and under. Earlier this month, Pfizer requested that the FDA extend their emergency use authorization for their COVID-19 vaccine for use in children between the ages of 12 and 15 following promising clinical trials, and [FDA authorization is expected as soon as next week](#). Over the last month, Pfizer and Moderna have started testing their COVID-19 vaccines in children [between the ages of 6 months and 12 years old](#).

Around three in 10 (29%) parents of children under age 18 say they'll get their child vaccinated "right away" once a COVID-19 vaccine is authorized and available for their child's age group. An additional one third (32%) say they'll wait awhile to see how the vaccine is working before getting their child vaccinated. One-third say they will only get their child vaccinated if their school requires it (15%) or they definitely won't get their child vaccinated (19%).

Among parents who have at least one child between the ages of 12-15, responses are similar: 30% say they'll get their child vaccinated right away, 26% will wait to see how it's working, 18% will vaccinate only if their child's school requires it, and 23% say they will definitely not get their child vaccinated. Among parents who have at least one child ages 16-17 (for whom the Pfizer vaccine is already approved), thirty-



one percent report wanting to get them vaccinated right away and another 8 percent say their child is already vaccinated, while almost quarter say they will definitely not get them vaccinated.

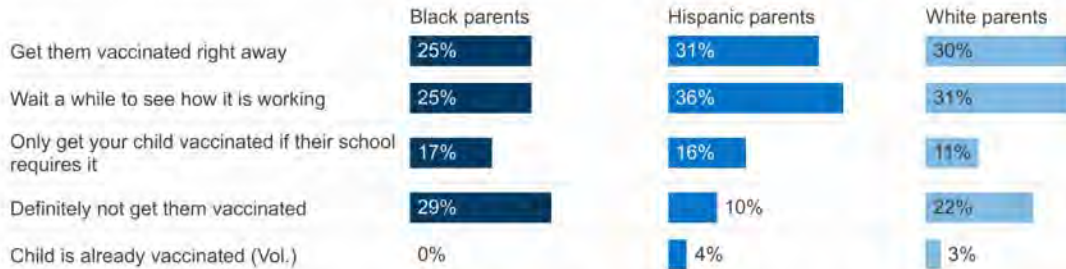


Across racial and ethnic groups, at least half of parents say they will get their child vaccinated for COVID-19 as soon as a vaccine is authorized for children (25% of Black parents, 31% of Hispanic parents, 30% of White parents) or that they will wait a while to see how it is working (25% of Black parents, 36% of Hispanic parents, 31% of White parents). A smaller share of Hispanic parents (10%) compared to Black parents (29%) and White parents (22%) say they will “definitely not” get their child vaccinated.

Figure 23

### Larger Shares Of White And Black Parents Compared To Hispanic Parents Say They Will Definitely Not Get Their Child Vaccinated For COVID-19

Once there is a COVID-19 vaccine authorized and available for your child's age group, do you think you will...?



NOTE: Asked of parents or guardians of children under 18 years old living in their household. Multiple responses allowed for child age, and if respondent says it depends on which child, they were asked to think about their oldest child. See topline for full question wording.  
SOURCE: KFF COVID-19 Vaccine Monitor (April 15-29, 2021)

**KFF COVID-19  
Vaccine Monitor**

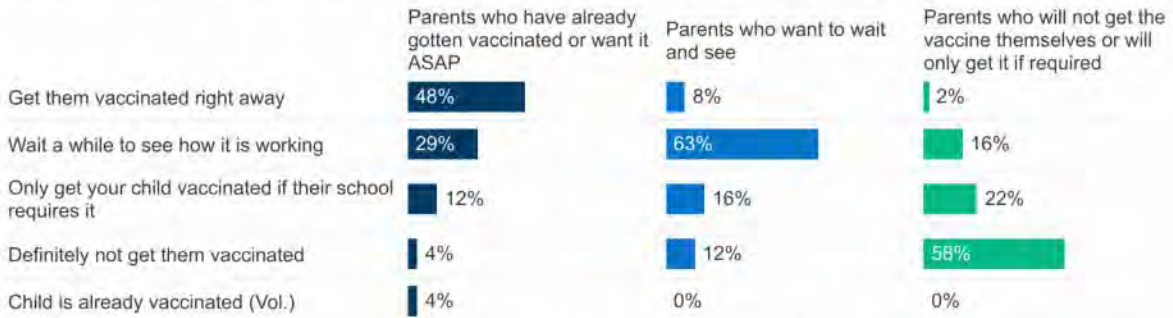
Parents' intentions for vaccinating their children against COVID-19 largely line up with their own vaccination experiences and intentions. Among parents who have already received at least one dose of the vaccine or want it as soon as possible, three-fourths say they will either get their children vaccinated right away (48%) or will wait a while to see how it's working (29%). Among parents who are still in "wait and see" mode when it comes to their own vaccination, 63% say they will also wait and see before getting their child vaccinated. Similarly, about six in ten (58%) of parents who say they will definitely not get vaccinated for COVID-19 themselves or will do so only if required say they will definitely not vaccinate their children.



Figure 24

## Parents' Intentions For Children's COVID-19 Vaccination Largely Line Up With Their Own Intentions

Once there is a COVID-19 vaccine authorized and available for your child's age group, do you think you will...?



NOTE: Asked of parents or guardians of children under 18 years old living in their household. Multiple responses allowed for child age, and if respondent says it depends on which child, they were asked to think about their oldest child. See topline for full question wording.  
SOURCE: KFF COVID-19 Vaccine Monitor (April 15-29, 2021)

**KFF COVID-19  
Vaccine Monitor**

## Endnotes

<sup>1</sup> After the field work was completed, the researchers analyzed whether attitudes towards the safety of the Johnson & Johnson vaccine changed during the field period, notably after the pause was lifted. No significant differences on this measure were noted.

Topline

**KFF COVID-19 Vaccine Monitor**  
April 2021

**KFF**



**METHODOLOGY**

This *KFF COVID-19 Vaccine Monitor* was designed and analyzed by public opinion researchers at the Kaiser Family Foundation (KFF). The survey was conducted April 15-29, 2021, among a nationally representative random digit dial telephone sample of 2,097 adults ages 18 and older (including interviews from 778 Hispanic adults and 507 non-Hispanic Black adults), living in the United States, including Alaska and Hawaii (note: persons without a telephone could not be included in the random selection process). Phone numbers used for this study were randomly generated from cell phone and landline sampling frames, with an overlapping frame design, and disproportionate stratification aimed at reaching Hispanic and non-Hispanic Black respondents. Stratification was based on incidence of the race/ethnicity subgroups within each frame. Specifically, the cell phone frame was stratified as: (1) High Hispanic: Cell phone numbers associated with rate centers from counties where at least 35% of the population is Hispanic; (2) High Black: Cell phone numbers associated with remaining rate centers from counties where at least 35% of the population is non-Hispanic Black; (3) Else: numbers from all remaining rate centers. The landline frame was stratified as: (1) High Black: landline exchanges associated with Census block groups where at least 35% of the population is Black; (2) Else: all -remaining landline exchanges. The sample also included 163 respondents reached by calling back respondents that had previously completed an interview on the KFF Tracking poll at least nine months ago. Another 358 interviews were completed with respondents who had previously completed an interview on the SSRS Omnibus poll (and other RDD polls) and identified as Hispanic ( $n = 221$ ; including 67 in Spanish and 40 who screened as potentially undocumented) or non-Hispanic Black ( $n=137$ ). An oversample of potentially undocumented Hispanic ( $n=32$ ) respondents was reached by dialing prepaid cell phone number in the High Hispanic stratum and screening for potential residency status. Computer-assisted telephone interviews conducted by landline (298) and cell phone (1,799, including 1,411 who had no landline telephone) were carried out in English and Spanish by SSRS of Glen Mills, PA. To efficiently obtain a sample of lower-income and non-White respondents, the sample also included an oversample of prepaid (pay-as-you-go) telephone numbers (25% of the cell phone sample consisted of prepaid numbers) Both the random digit dial landline and cell phone samples were provided by Marketing Systems Group (MSG). For the landline sample, respondents were selected by asking for the youngest adult male or female currently at home based on a random rotation. If no one of that gender was available, interviewers asked to speak with the youngest adult of the opposite gender. For the cell phone sample, interviews were conducted with the adult who answered the phone. KFF paid for all costs associated with the survey.

The combined landline and cell phone sample was weighted to balance the sample demographics to match estimates for the national population using data from the Census Bureau's 2019 U.S. American Community Survey (ACS), on sex, age, education, race, Hispanic origin, and region, within race-groups, along with data from the 2010 Census on population density. The sample was also weighted to match current patterns of telephone use using data from the January- June 2020 National Health Interview Survey. The weight takes into account the fact that respondents with both a landline and cell phone have a higher probability of selection in the combined sample and also adjusts for the household size for the landline sample, and design modifications, namely, the oversampling of potentially undocumented respondents and of prepaid cell phone numbers, as well as the likelihood of non-response for the re-contacted sample. All statistical tests of significance account for the effect of weighting.

The margin of sampling error including the design effect for the full sample is plus or minus 3 percentage points. Numbers of respondents and margins of sampling error for key subgroups are shown in the table below. For results based on other subgroups, the margin of sampling error may be higher. Sample sizes and margins of sampling error for other subgroups are available by request. Note that sampling error is only one of many potential sources of error in this or any other public opinion poll. Kaiser Family Foundation public opinion and survey research is a charter member of the [Transparency Initiative of the American Association for Public Opinion Research](#).

This work was supported in part by grants from the Chan Zuckerberg Initiative DAF (an advised fund of Silicon Valley Community Foundation), the Ford Foundation, and the Molina Family Foundation. We value our funders. KFF maintains full editorial control over all of its policy analysis, polling, and journalism activities.

## EMBARGOED for use at 5 AM ET Thursday May 6, 2021

Group	N (unweighted)	M.O.S.E.
Total	2,097	± 3 percentage points
<b>COVID-19 Vaccination Status</b>		
Have gotten at least one dose of the COVID-19 vaccine	1,189	± 4 percentage points
Have not gotten the COVID-19 vaccine	893	± 5 percentage points
<b>Race/Ethnicity</b>		
White, non-Hispanic	717	± 4 percentage points
Black, non-Hispanic	507	± 6 percentage points
Hispanic	778	± 4 percentage points
<b>Party Identification</b>		
Democrats	817	± 5 percentage points
Republicans	321	± 7 percentage points
Independents	544	± 6 percentage points

Notes for reading the topline:

- Percentages may not always add up to 100 percent due to rounding.
- Values less than 0.5 percent are indicated by an asterisk (\*).
- "Vol." indicates a response was volunteered by the respondent, not offered as an explicit choice
- Questions are presented in the order asked; question numbers may not be sequential.

All trends shown in this document come from the KFF Health Tracking Polls except for:

09/20: KFF/The Undefeated Poll on Race and Health (August 20-September 14, 2020)

12/20: KFF Health Tracking Poll/KFF COVID-19 Vaccine Monitor (conducted November 30-December 8, 2020)

01/21: KFF COVID-19 Vaccine Monitor (conducted January 11-18, 2021)

02/21: KFF Health Tracking Poll/KFF COVID-19 Vaccine Monitor (conducted February 15-23, 2021)

03/21: KFF COVID-19 Vaccine Monitor (conducted March 15-22, 2021)



## EMBARGOED for use at 5 AM ET Thursday May 6, 2021

AGE. What is your age?

AGE2. (ASK IF DON'T KNOW OR REFUSED AGE) Could you please tell me if you are between the ages of... (READ LIST)

### RECA2 VARIABLE

	4/21
18-29	22
30-49	32
50-64	24
65+	21
Don't know/Refused (NET)	*

HISPANIC. Are you, yourself, of Hispanic or Latino background, such as Mexican, Puerto Rican, Cuban, or some other Spanish background?

	4/21
Yes	16
No	83
Don't know	*
Refused	1

RACE. What is your race? Are you white, black, Asian or some other race? (IF RESPONDENT SAYS HISPANIC ASK: Do you consider yourself a white Hispanic or a black Hispanic? CODE AS WHITE (1) OR BLACK (2). IF RESPONDENTS REFUSED TO PICK WHITE OR BLACK HISPANIC, RECORD HISPANIC AS "OTHER," CODE 97)

### Race/Hispanic Combo Table

*Based on total*

	4/21
White, non-Hispanic	62
Total non-White	38
Black or African-American, non-Hispanic	12
Hispanic	16
Asian, non-Hispanic	2
Other/Mixed race, non-Hispanic	6
Undesignated	1

Q1-FINANSIT1 HELD FOR FUTURE RELEASE

## EMBARGOED for use at 5 AM ET Thursday May 6, 2021

VACC1. Have you personally received the COVID-19 vaccine, or not? IF YES ASK: Did you receive a single-dose vaccine, the first of two doses, or have you gotten both doses of a two-dose vaccine?

	4/21	3/21	2/21 <sup>1</sup>	1/21 <sup>2</sup>
Yes (NET)	56	32	18	6
Yes, got one-dose vaccine	6	4	-	-
Yes, got first dose of two-dose vaccine	13	13	9	-
Yes, got both doses of a two-dose vaccine	37	15	9	-
No, have not gotten the vaccine	43	68	82	94
Don't know	*	*	-	*
Refused	1	*	*	*
	<i>n=2,097</i>	<i>n=1,862</i>	<i>n=1,874</i>	<i>n=1,563</i>

Q5 HELD FOR FUTURE RELEASE

Q6. Since getting your COVID-19 vaccine, have you tried to convince family members or friends to also get vaccinated, or not?

*Based on those who have gotten COVID-19 vaccine*

	4/21
Yes	64
No	35
Don't know	*
Refused	1
	<i>n=1,189</i>

Q6a. How many people have you tried to convince to also get vaccinated? Would you say...

*Based on those who have gotten COVID-19 vaccine and have to tried to convince family members or friends to also get vaccinated*

	4/21
1 to 2 people	19
3 to 5 people	36
6 to 10 people	19
More than 10 people	25
Don't know	*
Refused	*
	<i>n=811</i>

<sup>1</sup> February 2021 question wording: "Have you personally received the COVID-19 vaccine, or not? IF YES ASK: Did you receive a single dose or have you received both doses of the vaccine?"

<sup>2</sup> January 2021 question wording: "Have you personally received at least one dose of the COVID-19 vaccine, or not?"



# EMBARGOED for use at 5 AM ET Thursday May 6, 2021

Q6/Q6a Combo table

*Based on those who have gotten COVID-19 vaccine*

	4/21
Tried to convince family members or friends	64
1 to 2 people	12
3 to 5 people	23
6 to 10 people	12
More than 10 people	16
Don't know/Refused	*
Has not tried to convince family members or friends	35
Don't know/Refused	1
	<i>n=1,189</i>

VACHES. When an FDA approved vaccine for COVID-19 is available to you for free, do you think you will...? (READ LIST) (rotate 1-4,4-1)

*Based on those who have not gotten the COVID-19 vaccine*

	4/21	3/21	2/21	1/21	12/20 <sup>3</sup>
As soon as you can/Wait and see (NET)	55	69	72	77	73
Get the vaccine as soon as you can	20	44	46	44	34
Wait until it has been available for a while to see how it is working for other people	35	25	27	34	39
Only if required/Definitely not (NET)	43	29	26	21	24
Only get the vaccine if you are required to do so for work, school, or other activities	14	10	8	7	9
Definitely not get the vaccine	29	19	18	14	15
Don't know	2	2	1	1	2
Refused	*	*	*	*	*
	<i>n=893</i>	<i>n=1,103</i>	<i>n=1,481</i>	<i>n=1,454</i>	<i>n=1,676</i>

VACC1/VACHES Combo table

*Based on total*

	4/21	3/21	2/21	1/21	12/20
Received at least one dose/Get it as soon as you can (NET)	64	61	55	47	34
Received at least one dose of the COVID-19 vaccine	56	32	18	6	--
Get vaccine as soon as you can	9	30	37	41	34
Wait until it has been available for a while to see how it is working for other people	15	17	22	31	39
Only if required/Definitely not (NET)	19	20	22	20	24
Only get the vaccine if you are required to do so for work, school, or other activities	6	7	7	7	9
Definitely not get the vaccine	13	13	15	13	15
Don't know/Refused	2	2	1	1	3
	<i>N=2,097</i>	<i>N=1,862</i>	<i>N=1,874</i>	<i>N=1,563</i>	<i>N=1,676</i>

<sup>3</sup> December 2020 question wording: "When a vaccine for COVID-19 is approved by the FDA and widely available to anyone who wants it, do you think you will...?"

**EMBARGOED for use at 5 AM ET Thursday May 6, 2021**

Q7. Is there anything that might convince you to change your mind about getting vaccinated? (Open end)

*Based on those who would definitely not get the COVID-19 vaccine*

	4/21
No/Nothing	72
More research	7
If it were mandatory/required	1
Other	18
Don't know	1
Refused	1
	n=226

Q8. As far as you know, are you currently eligible to get a COVID-19 vaccine in your state, are you currently not eligible, or are you not sure?

*Based on those who have not gotten the COVID-19 vaccine*

	4/21	3/21
Eligible	68	41
Not eligible	2	29
Not sure	30	30
Refused	*	-
	n=893	n=1,103

Q9-Q18 HELD FOR FUTURE RELEASE

VACC2. Do you personally know anyone who has been vaccinated for COVID-19, or not? IF YES ASK: Is that someone in your household, another family member or close friend, or someone else?

*Based on those who have not gotten the COVID-19 vaccine*

	4/21	3/21	2/21	1/21 <sup>4</sup>
Yes (NET)	88	85	75	44
Yes, someone in household	16	12	8	-
Yes, another family member or close friend	56	56	55	-
Yes, someone else	16	16	11	-
No	12	15	24	56
Don't know	*	1	1	*
Refused	-	*	*	-
	n=893	n=1,103	n=1,481	n=1,454

<sup>4</sup> January 2021 question wording: "Do you personally know anyone who has been vaccinated for COVID-19, or not?"



# EMBARGOED for use at 5 AM ET Thursday May 6, 2021

VACC1/VACC2 Combo table

*Based on total*

	4/21	3/21	2/21	1/21
Yes, received at least one dose of a COVID-19 vaccine	56	32	18	6
No, did not receive COVID-19 vaccine	43	68	82	94
Yes, know someone (NET)	38	58	62	41
Yes, someone in my household has been vaccinated	7	8	7	-
Yes, another family member or close friend has been vaccinated	24	38	45	-
Yes, someone else I know, not a family member or close friend has been vaccinated	7	11	9	-
No, do not know someone who has been vaccinated	5	10	20	53
Don't know/Refused	*	*	*	-
Don't know/Refused	1	*	*	*
	<i>n=2,097</i>	<i>n=1,862</i>	<i>n=1,874</i>	<i>n=1,563</i>

Q19. Thinking about your close friends, have most of them been vaccinated for COVID-19, about half, just a few, or have none of your close friends been vaccinated?

	4/21
Most/About half/All (NET)	54
Most have been vaccinated	29
About half have been vaccinated	23
All close friends have been vaccinated (Vol)	2
Just a few/None (NET)	39
Just a few have been vaccinated	27
None have been vaccinated	13
Don't know	7
Refused	*

Q20. Do you feel you have enough information about (INSERT ITEM), or not? (scramble a-b)

*Based on those who have not gotten the COVID-19 vaccine*

	Have enough information	Do not have enough information	Don't know	Refused	
a. Where you will be able to get a COVID-19 vaccine					
4/21	78	20	2	*	<i>n=893</i>
3/21	67	33	1	*	<i>n=1,103</i>
2/21	55	45	1	*	<i>n=1,481</i>
1/21	43	55	1	*	<i>n=1,454</i>
b. When you will be able to get the COVID-19 vaccine					
4/21	69	26	4	1	<i>n=893</i>
3/21	53	46	1	*	<i>n=1,103</i>
2/21	36	63	1	1	<i>n=1,481</i>
1/21	37	60	2	1	<i>n=1,454</i>

## EMBARGOED for use at 5 AM ET Thursday May 6, 2021

CHILD. Are you the parent or guardian of any child under the age of 18 living in your household?

	4/21
Yes	28
No	72
Don't know/Refused (NET)	*
Don't know	-
Refused	*

CHILDAGE. Are any of your children (INSERT ITEM)?

*Based on those who are parent or guardian of child under 18*

	Yes	No	Don't know/Refused	
NET under 12 years				
4/21	73	26	1	<i>n=589</i>
a. under the age of 5				
4/21	35	65	*	<i>n=589</i>
b. between the ages of 5 and 11				
4/21	55	45	*	<i>n=589</i>
c. between the ages of 12 and 15				
4/21	40	59	*	<i>n=589</i>
d. between the ages of 16 and 17				
4/21	25	75	*	<i>n=589</i>

VACHESKID. Once there is a COVID-19 vaccine authorized and available for your child's age group, do you think you will...?

[IF RESPONDENT SAYS IT DEPENDS ON WHICH CHILD READ: Thinking about your oldest child, once there is a COVID-19 vaccine authorized and available for your child's age group, do you think you will...?]

*Based on those who are a parent or guardian of child under 18*

	4/21
Right away/Wait and see (NET)	61
Get them vaccinated right away	29
Wait a while to see how it is working	32
Only if required/Definitely not (NET)	34
Only get your child vaccinated if their school requires it	15
Definitely not get them vaccinated	19
Child is already vaccinated (Vol)	2
Don't know/Refused	3
Don't know	2
Refused	1
	<i>n=589</i>



**EMBARGOED for use at 5 AM ET Thursday May 6, 2021**

Q30. How confident are you that [INSERT ITEM]? Are you...? (item a always first; scramble b-d)

Table I

*Based on total*

	Very/Some- what confident (NET)	Very confident	Somewhat confident	Not too/Not at all confident (NET)	Not too confident	Not at all confident	Don't know/ Refused
a. The COVID-19 vaccines currently available in the US are safe 4/21	71	37	35	28	14	13	1
b. The Pfizer COVID-19 vaccine is safe 4/21	69	38	31	25	13	12	5
c. The Moderna COVID-19 vaccine is safe 4/21	69	37	32	26	13	12	5
d. The Johnson & Johnson COVID-19 vaccine is safe 4/21	46	15	31	49	24	25	5

Table II

*Based on those who have not gotten COVID-19 vaccine*

	Very/Some- what confident (NET)	Very confident	Somewhat confident	Not too/Not at all confident (NET)	Not too confident	Not at all confident	Don't know/ Refused	
a. The COVID-19 vaccines currently available in the US are safe 4/21	44	13	31	56	28	27	1	n=893
b. The Pfizer COVID-19 vaccine is safe 4/21	45	14	31	49	25	24	6	n=893
c. The Moderna COVID-19 vaccine is safe 4/21	44	11	32	50	25	25	6	n=893
d. The Johnson & Johnson COVID-19 vaccine is safe 4/21	27	4	22	70	26	44	3	n=893

## EMBARGOED for use at 5 AM ET Thursday May 6, 2021

Q23. How concerned are you, if at all, that (INSERT FIRST ITEM)? (READ FOR FIRST ITEM AND IF NECESSARY FOR NEXT ITEMS: Are you very concerned, somewhat concerned, not too concerned, or not at all concerned?) (scramble a-k)

Table I

ITEM I HELD FOR FUTURE RELEASE

*Items a-h, k based on those who have not gotten the COVID-19 vaccine*

*Item j based on those under age 50 who have not gotten the COVID-19 vaccine*

	Very/ Somewhat Concerned (NET)	Very concerned	Somewhat concerned	Not too/Not at all concerned (NET)	Not too concerned	Not at all concerned	Not applicable (Vol.)	Don't know/ Refused (NET)	
a. You might experience serious side effects from the COVID-19 vaccine									
4/21	76	48	28	23	11	12	1	*	<i>n=893</i>
2/21	56	28	27	43	18	25	*	1	<i>n=1,481</i>
1/21	59	31	28	40	23	17	-	1	<i>n=1,454</i>
b. You might be required to get the COVID-19 vaccine even if you don't want to									
4/21	59	44	15	39	12	27	*	1	<i>n=893</i>
c. It will be difficult for you to travel to a vaccination site to get the COVID-19 vaccine									
4/21	15	8	7	84	20	64	1	*	<i>n=893</i>
2/21	20	9	11	79	14	65	1	1	<i>n=1,481</i>
d. You won't be able to get the vaccine from a place you trust									
4/21	32	19	13	67	17	49	1	*	<i>n=893</i>
2/21	30	15	15	69	18	51	1	*	<i>n=1,481</i>
e. You might need to miss work if the side effects of the vaccine make you feel sick for a day or more									
4/21	48	28	20	46	15	31	5	1	<i>n=893</i>
2/21	34	19	15	61	17	45	4	*	<i>n=1,481</i>



Q23 Continued...

	Very/ Somewhat Concerned (NET)	Very concerned	Somewhat concerned	Not too/Not at all concerned (NET)	Not too concerned	Not at all concerned	Not applicable (Vol.)	Don't know/ Refused (NET)	
f. You might need to take time off work to go and get the COVID vaccine									
4/21	20	10	9	77	18	58	4	*	<i>n=893</i>
2/21	17	8	9	78	17	61	5	*	<i>n=1,481</i>
g. You might have to pay an out-of-pocket cost to get the COVID-19 vaccine									
4/21	32	20	12	67	18	49	1	*	<i>n=893</i>
2/21	35	19	16	64	18	46	1	1	<i>n=1,481</i>
h. You may be required to provide a social security number or government issued ID in order to get the COVID-19 vaccine									
4/21	34	22	12	63	15	48	1	1	<i>n=893</i>
j. The COVID-19 vaccine may negatively impact your fertility in the future									
4/21	48	35	13	51	17	34	1	1	<i>n=612</i>
k. The COVID-19 vaccines are not as safe as they are said to be									
4/21	70	43	27	29	15	14	*	*	<i>n=893</i>
1/21	55	27	28	44	24	20	1	*	<i>n=1,454</i>

Table II

*Items a-e based on those who will wait and see, only get vaccine if required or definitely not get the vaccine*

	Very/ Somewhat Concerned (NET)	Very concerned	Somewhat concerned	Not too/Not at all concerned (NET)	Not too concerned	Not at all concerned	Not applicable (Vol.)	Don't know/ Refused (NET)	
a. You might experience serious side effects from the COVID-19 vaccine									
4/21	81	54	27	18	6	11	1	*	n=667
3/21	70	42	28	30	11	19	-	*	n=581
b. You might be required to get the COVID-19 vaccine even if you don't want to									
4/21	68	53	15	31	11	20	*	1	n=667
3/21	63	41	21	37	18	19	-	*	n=581
c. It will be difficult for you to travel to a vaccination site to get the COVID-19 vaccine									
4/21	13	7	6	85	20	66	1	*	n=667
3/21	10	4	6	89	14	75	1	*	n=581
d. You won't be able to get the vaccine from a place you trust									
4/21	30	18	12	68	16	52	2	*	n=667
3/21	21	9	12	78	20	58	1	*	n=581
e. You might need to miss work if the side effects of the vaccine make you feel sick for a day or more									
4/21	50	31	19	44	13	32	5	1	n=667
3/21	45	27	18	49	14	36	5	1	n=581



## EMBARGOED for use at 5 AM ET Thursday May 6, 2021

EMPLOY. What best described your employment situation today?

	4/21
Employed (NET)	55
Employed full-time	46
Employed part-time	10
Unemployed (NET)	9
Unemployed and currently seeking employment	6
Unemployed and not seeking employment	3
A student	4
Retired	19
On disability and can't work	7
Or, a homemaker or stay at home parent?	6
Don't know/Refused (NET)	1
Don't know	*
Refused	*

SELFEMPLOY. Are you currently self-employed, or not?

*Based on those who are employed*

	4/21
Yes, self-employed	16
No, not self-employed	83
Don't know/Refused	*

n=1,056

## EMBARGOED for use at 5 AM ET Thursday May 6, 2021

Q24. If (INSERT FIRST ITEM), would that make you more likely to get the vaccine, or not? How about if (INSERT NEXT ITEM)? READ IF NECESSARY: would that make you more likely to get the vaccine, or not?] (scramble a-h)

*Items a-c based on those who are employed and not self-employed and who will wait and see, only get vaccine if required or definitely not get the vaccine*

*Items d- h based on those who will wait and see, only get vaccine if required or definitely not get the vaccine*

	Yes, more likely	No, not more likely	Don't know	Refused	
a. Your employer arranged for a medical provider to come to your place of work to administer the COVID-19 vaccine to employees who want it					
4/21	20	79	*	-	n=303
3/21	25	73	2	-	n=296
b. Your employer offered to pay you an extra \$200 to get vaccinated for COVID-19					
4/21	26	74	-	-	n=303
3/21	22	77	1	-	n=296
c. Your employer gave you paid time off to get vaccinated and recover from any side effects					
4/21	28	72	-	-	n=303
d. The COVID-19 vaccine was offered to you at a place you normally go for health care <sup>5</sup>					
4/21	30	68	1	*	n=667
3/21	30	70	1	*	n=581
e. Airlines required passengers to be vaccinated before they could fly					
4/21	30	68	2	*	n=667
3/21	31	67	1	*	n=581
f. Getting vaccinated for COVID-19 was required for international travel					
4/21	25	73	1	*	n=667
g. Being vaccinated was required to attend large gatherings such as sporting events and concerts					
4/21	26	73	1	*	n=667
h. You only needed to get one dose of the COVID-19 vaccine					
4/21	29	69	2	*	n=667

<sup>5</sup> March 2021 question wording: "The COVID-19 vaccine was offered to you during a routine medical visit at a place you normally go for health care"



**EMBARGOED for use at 5 AM ET Thursday May 6, 2021**

Q21. Next, I'm going to read you some things people have said about the COVID-19 vaccine that may or may not be true. Have you heard anyone say or have you read anywhere that (INSERT ITEM)? IF YES ASK: And to the best of your knowledge is that true or false, or do you not know whether it is true or false? (scramble a-e)

Table I

Based on total

	Yes, true/Yes, don't know if true or false (NET)	Yes, true	Yes, don't know if true or false	Yes, false	No, have not heard or read this	Don't know/Refused	
a. The COVID-19 vaccines contain fetal cells 4/21	21	8	13	10	67	2	n=2,097
b. The COVID-19 vaccines have been shown to cause infertility 4/21	21	4	17	10	68	2	n=2,097
1/21	17	3	9	5	81	1	n=1,563
c. The COVID-19 vaccines can change your DNA 4/21	17	5	12	18	64	2	n=2,097
d. You should not get the vaccine if you have already had COVID-19 4/21	21	7	14	15	62	2	n=2,097
e. You can get COVID-19 from the vaccine 4/21	24	11	13	17	59	*	n=2,097

Table II

Based on those who have not gotten COVID-19 vaccine

	Yes (NET)	Yes, true	Yes, don't know if true or false	Yes, false	No, have not heard or read this	Don't know/Refused	
a. The COVID-19 vaccines contain fetal cells 4/21	28	12	16	6	64	2	n=893
b. The COVID-19 vaccines have been shown to cause infertility 4/21	29	7	22	3	66	1	n=893
c. The COVID-19 vaccines can change your DNA 4/21	27	9	18	8	64	1	n=893
d. You should not get the vaccine if you have already had COVID-19 4/21	26	9	16	6	66	2	n=893
e. You can get COVID-19 from the vaccine 4/21	36	18	17	8	55	1	n=893

## EMBARGOED for use at 5 AM ET Thursday May 6, 2021

Q22 HELD FOR FUTURE RELEASE

Q31. How much have you heard or read about some rare cases in which a small number of individuals developed blood clots within two weeks of getting the Johnson & Johnson COVID-19 vaccine? Have you heard or read...?

*Based on those who have not gotten COVID-19 vaccine*

	4/21
A lot/Some/A little (NET)	78
A lot	23
Some	28
A little	27
Nothing at all	21
Don't know/Refused (NET)	1
Don't know	1
Refused	*
	<i>n=893</i>

Q32. Has the news about these rare cases of blood clots caused you to change your mind about getting a COVID-19 vaccine, or has the news not had an impact?

*Based on those who have not gotten COVID-19 vaccine and have heard at least a little about Johnson & Johnson COVID-19 vaccine*

	4/21
Yes, caused you to change your mind	27
Has not had an impact	71
Don't know	2
Refused	*
	<i>n=668</i>

Q33. Has this news made you less likely to want ANY COVID-19 vaccine, has it made you less likely to want the Johnson & Johnson vaccine but not changed your thinking about the other available vaccines, or has it changed your thoughts about the vaccines in some other way?

*Based on those who have not gotten COVID-19 vaccine and news about Johnson & Johnson COVID-19 vaccine changed their mind*

	4/21
Made you less likely to want any COVID-19 vaccine	32
Made you less likely to want the Johnson & Johnson vaccine, but not changed thinking about other vaccines	42
Want to wait for more information (Vol.)	5
Changed your thoughts about the vaccines in some other way	18
Don't know	2
Refused	1
	<i>n=204</i>

Q31/Q32/Q33 Combo table

*Based on those who have not gotten COVID-19 vaccine*

	4/21
Heard or read at least a little	78
Caused to change mind	21
Made you less likely to want any COVID-19 vaccine	7
Made you less likely to want the Johnson & Johnson vaccine, but not changed thinking about other vaccines	9
Want to wait for more information (Vol.)	1
Changed your thoughts about the vaccines in some other way	4
Don't know/Refused	1
Has not had an impact	56
Don't know/Refused	2
Heard or read nothing at all	21
Don't know/Refused	1
	<i>n=893</i>



## EMBARGOED for use at 5 AM ET Thursday May 6, 2021

READ TO ALL: Now I have a few questions we will use to describe the people who took part in our survey...

MARITAL. Are you currently married, living with a partner, widowed, divorced, separated, or have you never been married?

	4/21
Married	45
Living with a partner	10
Widowed	7
Divorced	9
Separated	3
Never been married	27
Don't know/Refused (NET)	*
Don't know	*
Refused	*

BORNAGAIN. Would you describe yourself as a "born-again" or evangelical Christian, or not?

	4/21
Yes, born again or Evangelical	32
No, not born again or Evangelical	63
Don't know/Refused (NET)	5
Don't know	4
Refused	1

NATIVITY-IMMSTATUS HELD FOR FUTURE RELEASE

RVOTE. Are you registered to vote at your present address, or not?

	4/21
Yes	82
No	18
Don't know/Refused (NET)	1
Don't know	*
Refused	*

WFH. Are you currently working from your home, do you work in a location outside your home, or do you work both from home and a location outside your home?

*Based on those who are employed*

	4/21
Working from home	20
Working in a location outside my home	57
Combination of both	22
Don't know/Refused (NET)	1
Don't know	*
Refused	*

*n=1,056*

**EMBARGOED for use at 5 AM ET Thursday May 6, 2021**

Q25. How much contact with the public do you have in your job?

*Based on those working outside their home*

	4/21
A lot/Some/Not much (NET)	93
A lot	49
Some	26
Not much	18
No contact at all	7
Don't know/Refused (NET)	*
Don't know	*
Refused	-
	<i>n=851</i>

Q26. Has your employer provided you with adequate personal protection equipment, or PPE, such as face masks and hand sanitizers, or not?

*Based on those who are not self-employed, work outside their home, and have contact with the public*

	4/21
Yes	87
No	13
Don't know/Refused (NET)	*
Don't know	*
Refused	-
	<i>n=622</i>

Q27. Are you a student or employee at a college or university? IF YES ASK: Are you an undergraduate student, a graduate student, a member of staff or contractor, a faculty member or a member of the administration?

	4/21
No, not a college student or employee	88
Yes (NET)	12
Yes, undergraduate student	7
Yes, graduate student	1
Yes, staff or contractor	1
Yes, faculty	1
Yes, administration	*
Don't know/Refused (NET)	*
Don't know	*
Refused	*

HEAL1a. Do you or anyone in your household work in a health care delivery setting, such as a doctor's office, clinic, hospital, nursing home, or provide in-home health care? (IF YES ASK: Is that you or someone else in your household?)

	4/21
Yes (NET)	15
Yes, I work in health care delivery setting	5
Yes, someone else in my household works in health care delivery setting	8
Yes, both myself and someone else in household work in health care delivery setting	1
No one in household works in health care delivery setting	85
Don't know/Refused (NET)	*



## EMBARGOED for use at 5 AM ET Thursday May 6, 2021

ESSENTIAL2. [If work from out and outside home: When working outside you home] Do you work in a retail environment, food service or restaurant, delivery or transportation, a school or childcare center, a factory or warehouse, an office, or some other setting?

*Based on those who work outside the home and in non-health care setting*

	4/21
An office environment	24
A factory or warehouse	11
Retail environment	9
A school or childcare center	9
Food service or restaurant	8
Delivery or transportation	7
Construction site (Vol)	5
Work in/at other people's homes (Vol)	5
A farm/garden/agricultural site (Vol)	3
Something else	15
Don't know/Refused (NET)	4
Don't know	2
Refused	2
	<i>n=743</i>

WFH/HEAL1a/ESSENTIAL2 Combo table

*Based on total employed*

	4/21
Work outside home or work in a health care delivery setting (NET)	80
Work in a health care delivery setting	10
Work outside home but not in a health care delivery setting	70
An office environment	17
A factory or warehouse	8
Retail environment	6
Food service or restaurant	6
A school or childcare center	6
Delivery or transportation	5
Construction site (Vol)	4
Work in/at other people's homes (Vol)	3
A farm/garden/agricultural site (Vol)	2
Some other setting	11
Don't know/Refused	3
Work outside home but Don't know/Refused health care delivery setting	*
Work from home	20
Don't know/Refused	1
	<i>n=1,056</i>

## EMBARGOED for use at 5 AM ET Thursday May 6, 2021

PTO. Does your employer offer you paid time off if you are sick or ill, or not?

*Based on those who are employed and not self-employed*

	4/21
Yes	74
No	22
Not applicable (Vol.)	1
Don't know/Refused (NET)	3
Don't know	3
Refused	-
	<i>n=855</i>

CARE. Today, what kind of place, if any, do you usually go to when you are sick or when you need advice about your health? Is it:

	4/21
A private doctor's office	57
A neighborhood clinic or health center	17
A hospital emergency room	8
A retail clinic at a place like CVS or Walgreens	3
VA/Veterans' hospital/Military clinic (Vol.)	2
Urgent care (Vol.)	2
Hospital (Vol.)	*
Telehealth/online (Vol.)	*
University clinic/health center (Vol.)	*
Some other type of place	1
Do not have a usual source of care	9
Don't know/Refused (NET)	*
Don't know	*
Refused	*

COVERAGE. Are you, yourself, now covered by any form of health insurance or health plan or do you not have health insurance at this time? (READ IF NECESSARY: A health plan would include any private insurance plan through your employer or a plan that you purchased yourself, as well as a government program like Medicare or [Medicaid/Medi-CAL])?

	4/21
Covered by health insurance	88
Not covered by health insurance	12
Don't know	*
Refused	*

AGECOV VARIABLE

	4/21
Insured less than 65	86
Uninsured less than 65	14
	<i>n = 1,545</i>



## EMBARGOED for use at 5 AM ET Thursday May 6, 2021

COVTYPE. Which of the following is your MAIN source of health insurance coverage? Is it a plan through your employer, a plan through your spouse's employer, a plan you purchased yourself either from an insurance company or a state or federal marketplace, are you covered by Medicare or (Medicaid/[INSERT STATE-SPECIFIC MEDICAID NAME]), or do you get your health insurance from somewhere else? [INTERVIEWER NOTE: IF R SAYS THEY GOT INSURANCE THROUGH HEALTHCARE.GOV, OBAMACARE, OR A STATE HEALTH INSURANCE MARKETPLACE/EXCHANGE, CODE AS 3].

*Based on those who are insured*

	4/21
Plan through your employer	34
Medicare	23
Medicaid	11
Plan through your spouse's employer	10
Plan you purchased yourself	9
Somewhere else	5
Plan through your parents/mother/father (Vol.)	5
Don't know	1
Refused	1
	<i>n=1,774</i>

### COVERAGE/COVTYPE Combo Table

*Based on total*

	4/21
Covered by health insurance	88
Employer	30
Medicare	20
Medicaid	10
Spouse's employer	9
Self-purchased plan	8
Somewhere else	5
Plan through parents/mother/father (Vol.)	4
Don't know/Refused	1
Not covered by health insurance	12
Don't know/Refused	*

### AGECOVTYPE VARIABLE

*Based on those ages 18-64*

	4/21
Covered by health insurance	85
Employer	36
Spouse's employer	10
Medicaid	11
Self-purchased plan	9
Medicare	7
Somewhere else	5
Plan through parents/mother/father (Vol.)	5
Don't know/Refused	1
Not covered by health insurance	14
Don't know/Refused	*
	<i>n=1,558</i>

Q28-29 HELD FOR FUTURE RELEASE

## EMBARGOED for use at 5 AM ET Thursday May 6, 2021

RGENDER. Do you describe yourself as a man, a woman, or in some other way?

	4/21
Man	48
Woman	50
Some other way	1
Don't know	*
Refused	*

LGBT. Do you consider yourself to be gay, lesbian, bisexual, or transgender?

	4/21
Yes	7
No	92
Don't know	*
Refused	1

FLU. Do you normally get a flu vaccine each year, or not?

	4/21
Yes	54
No	46
Don't know	*
Refused	*

TEST1. Have you or someone you know tested positive for coronavirus, or not? IF YES ASK: Was that you, someone else in your household, or someone else? [IF BOTH RESPONDENT AND SOMEONE ELSE IN HOUSEHOLD OR SOMEONE ELSE GOT TESTED CODE AS 1] [IF SOMEONE IN HOUSEHOLD AND SOMEONE ELSE GOT TESTED CODE AS 2]

	4/21
Yes (NET)	73
Yes, respondent tested positive	10
Yes, someone else in household tested positive	10
Yes, someone else tested positive	53
No	27
They or someone they know have a test with results pending (Vol.)	*
Don't know/Refused (NET)	*
Don't know	*
Refused	*

TEST3. Do you personally know anyone who has died from coronavirus, or not?

	4/21
Yes	35
No	63
Don't know	1
Refused	*

**EMBARGOED for use at 5 AM ET Thursday May 6, 2021**

COVIDDEATH. Were any of the people you know who died from coronavirus family members or close friends, or not?

*Based on those who know someone who died from coronavirus*

	4/21
Yes	68
No	32
Don't know	*
Refused	*
	n=855

CHRONICCOVID. Do you or anyone in your household have a serious health condition such as high blood pressure, heart disease, lung disease, cancer or diabetes, or not?

	4/21
Yes (NET)	47
Yes, I have a serious health condition	25
Yes, someone else in my household has a serious health condition	16
Yes, both myself and someone else in my household have a serious health condition	6
No one in household has serious health condition	53
Don't know/Refused (NET)	1
Don't know	*
Refused	*

PARTY. In politics today, do you consider yourself a: (Republican), (Democrat), an Independent, or what? (rotate items in parentheses)

	4/21
Republican	22
Democrat	35
Independent	26
Or what/Other/None/No preference	11
Don't know	2
Refused	4

PARTYLEAN. Do you LEAN more towards the (Republican) Party or the (Democratic) Party? (rotate items in parentheses in same order as PARTY)

*Based on those who are not Republican or Democrat*

	4/21
Republican	29
Democratic	31
Independent/Don't lean to either party (Vol.)	26
Other party (Vol.)	2
Don't know	6
Refused	7
	n=959



Summary PARTY and PARTYLEAN

*Based on total*

	4/21
Republican/Lean Republican	34
Democrat/Lean Democratic	48
Pure Independent	13
Undesignated	5

Five-Point Party ID

	4/21
Democrat	35
Independent Lean Democrat	14
Independent/Don't lean	11
Independent Lean Republican	13
Republican	22
Undesignated	6

IDEOLOGY. Would you say your views in most political matters are liberal, moderate, or conservative?

	4/21
Liberal	25
Moderate	35
Conservative	32
Don't know	5
Refused	3

EDUC. What is the highest level of school you have completed or the highest degree you have received? (DO NOT READ LIST) [INTERVIEWER NOTE: Enter code 3-HS graduate if R completed vocational, business, technical, or training courses after high school that did NOT count toward an associate degree from a college, community college or university (e.g., training for a certificate or an apprenticeship)]

	4/21
HS grad or less (NET)	38
Less than high school (Grades 1-8 or no formal schooling)	4
High school incomplete (Grades 9-11 or Grade 12 with no diploma)	6
High school graduate (Grade 12 with diploma or GED certificate)	29
Some college (NET)	30
Some college, no degree (includes some community college)	18
Two-year associate degree from a college or university	12
College grad+ (NET)	31
Four-year college or university degree/Bachelor's degree	18
Some postgraduate or professional schooling, no postgraduate degree	2
Postgraduate or professional degree, including master's, doctorate, medical or law degree	12
Don't know/Refused (NET)	1

## EMBARGOED for use at 5 AM ET Thursday May 6, 2021

INCOME. Last year – that is, in 2020 – what was your total family income from all sources, before taxes? Just stop me when I get to the right category. (READ LIST)

	4/21
Less than \$20,000	16
\$20,000 to less than \$30,000	12
\$30,000 to less than \$40,000	9
\$40,000 to less than \$50,000	7
\$50,000 to less than \$75,000	12
\$75,000 to less than \$90,000	8
\$90,000 to less than \$100,000	5
\$100,000 or more	22
Don't know/Refused (NET)	10

HHADULTS. How many adults, age 18 and over, currently live in your household including yourself?

	4/21
1	22
2	48
3	17
4	9
5	2
6 or greater	1
Don't know/Refused (NET)	1



**KFF**

**Headquarters and Conference Center**

185 Berry Street, Suite 2000  
San Francisco, CA 94107  
650-854-9400

**Washington Offices and Conference Center**

1330 G Street, NW Washington, DC 20005  
202-347-5270

This publication is available at [kff.org](http://kff.org).

**Filling the need for trusted information on national health issues**, KFF (Kaiser Family Foundation) is a nonprofit organization based in San Francisco, California.



**From:** Drew Altman  
**Sent:** Tue, 10 Aug 2021 14:06:36 +0000  
**To:** Bechara Choucair ([REDACTED] (b)(6)); Walensky, Rochelle (CDC/OD); Vivek Murthy; Bechara Choucair ([REDACTED] (b)(6)); david kessler; [REDACTED] (b)(6)  
**Subject:** Monitor Report: Parents, Kids, Schools  
**Attachments:** KFF Parents VM News Release - EMBARGOED for use at 5 AM ET Wednesday August 11.pdf, KFF Parents VM Report - EMBARGOED for use at 5 AM ET Wednesday August 11.pdf

Hi folks, this is our Monitor Report on parents, kids and schools as promised.

We have the scoop on the issue of the moment, masks in schools. A very solid majority favor school masking requirements (63%), with 36% opposing. That 36% is made up of the usual suspects and of course is large enough to make some trouble in parts of the country and generate news.

A few other observations but it's a very rich report and you will find other elements of use:

- At this point in time, asking unvaccinated students/staff to wear masks in school is more broadly popular than vaccine mandates. Prohibitions against schools requiring masks (which seven states now have, may only be a political winner in deep-red communities.
- Parents are more apprehensive about vaccinating their kids than they are themselves – with the unknowns about the long-term effects being a big concern. This may be in part because vaccines haven't been available as long for teens and aren't available yet at all for younger kids. Assuming there aren't new side effects that crop up with kids, it's likely that their reluctance will fade over time and as the vaccine becomes available to more kids. Especially for Vivek, pediatricians recommending it could go a long way, as they are the most trusted source for all parents, regardless of their political persuasion. It would make sense to rally pediatricians in a campaign. And concerns about long term impacts on fertility remain an issue to go after and can be a target as you hammer misinformation.
- Access and cost concerns remain an issue for parents of color and low-income families. The findings suggest that working parents whose employers offer paid time off to get their kids' vaccinated and recover from side effects are more likely to have gotten their teens a shot – so that could help for some families if such benefits were more widely available (and known about).

As always I hope this is helpful!

Drew

Drew Altman, Ph.D.  
President and CEO, Kaiser Family Foundation  
Founding Publisher, KHN

San Francisco, CA  
[DAltman@kff.org](mailto:DAltman@kff.org) / [@DrewAltman](https://twitter.com/DrewAltman) / 650 854 9400

**KFF**

See my latest columns: [kff.org/from-drew-altman/](https://kff.org/from-drew-altman/)

Stay connected with:

[kff.org](https://kff.org) / [email](#) / [twitter](#) / [facebook](#)

[khn.org](https://khn.org) / [email](#) / [twitter](#) / [facebook](#)



# **KFF COVID-19**

---

## **Vaccine Monitor**

News Release

### **Vaccine Monitor: Most Parents Don't Want Their Schools to Require COVID-19 Vaccination, But Most Favor Requiring Masks for Unvaccinated Children and Staff**

**Nearly Half of Parents of Children Ages 12-17 Say Their Child is Already Vaccinated or Will Get a Shot As Soon As Possible; Republican Parents Are More Resistant**

**Worries about Long-Term and Serious Side Effects are Parents' Top Concern; Hispanic and Black Parents Are More Likely than White Parents to Cite Access and Cost Issues**

As schools around the country prepare to reopen, a majority of parents of school-age children say they do not want their children's schools to require students to get a COVID-19 vaccine in order to attend in person classes.

This includes most (58%) parents of adolescent students, ages 12-17, who are already eligible to get a COVID-19 vaccine under an emergency use authorization from the U.S. Food and Drug Administration (FDA). Fewer (42%) of these parents say they want their schools to mandate vaccination.

Not surprisingly, parents of adolescent children who have already gotten at least one dose of a COVID-19 vaccine are far more supportive of schools requiring them than parents of similarly aged children. Three-quarters (75%) of parents of vaccinated children want their schools to require it, while a large majority (83%) of parents of unvaccinated children oppose it.

Among all parents of school-age children, a narrow majority (54%) say schools should not require students get a COVID-19 vaccine even if the FDA were to grant full approval for school-age children to receive them. Fewer (45%) parents say schools should require a COVID-19 vaccine if it gets full FDA approval.

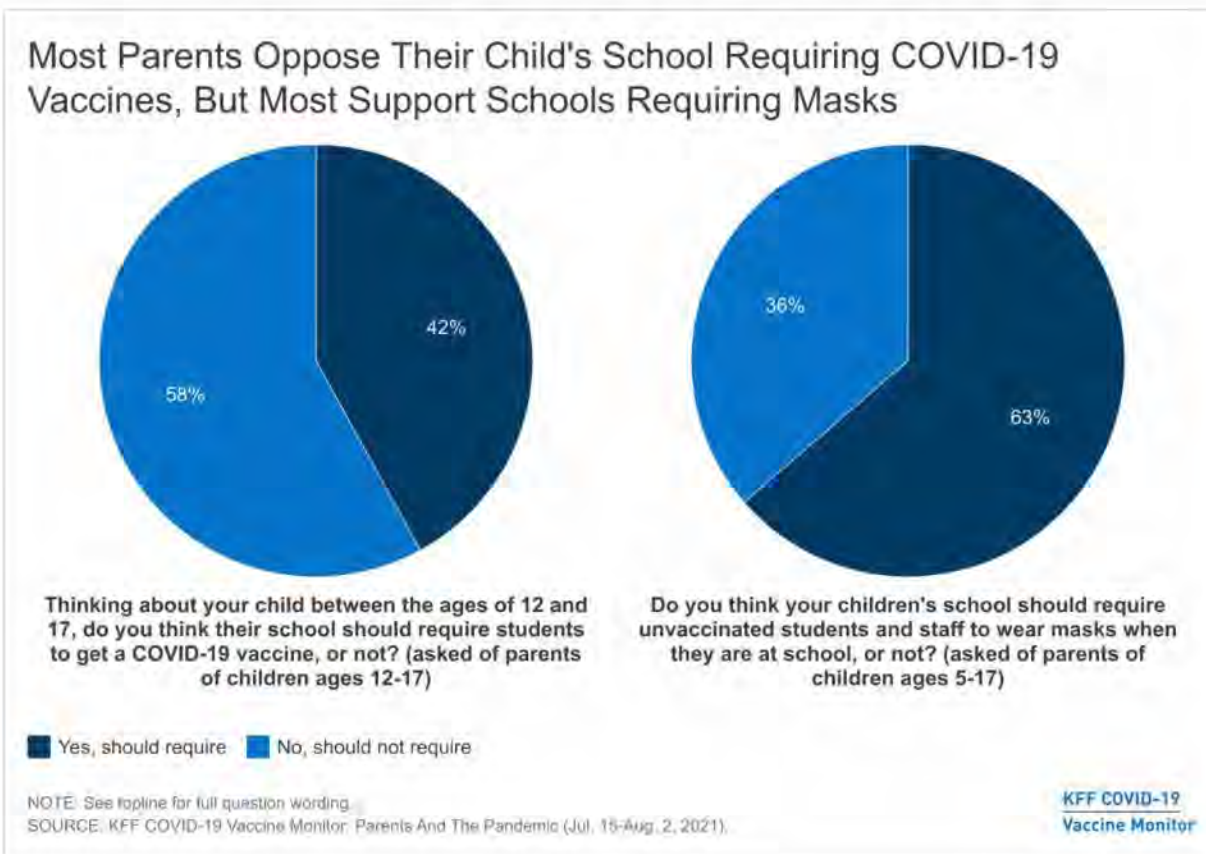


On both questions, there are large partisan divisions, with about two-thirds of Democratic parents favoring such mandates and more than three-quarters of Republican parents opposing them. Majorities of White and Black parents oppose such requirements, while Hispanic parents are more evenly divided (51% should, 47% should not).

### **Most Parents Want Their Schools to Require Masks for Unvaccinated Students and Staff**

Overall parents are more supportive of mask requirements than vaccines. More than 6 in 10 (63%) parents of school-age children say their child's school should require unvaccinated students and staff to wear masks in school, while 36% say they should not.

"Despite controversy around the country about masks in schools, most parents want their school to require masks of unvaccinated students and staff," KFF President and CEO Drew Altman said. "At the same time, most parents don't want their schools to require their kids get a COVID-19 vaccine despite their effectiveness in combatting COVID-19."



Majorities of parents who identify as Democrats (88%) and independents (66%) say their child's school should require masks, while most Republican parents (69%) say they should not. In addition, larger shares of Black parents (83%) and Hispanic parents (76%) compared to White parents (54%) support a mask requirement at their child's school.

Among parents of adolescents enrolled in school for the coming year, about 4 in 10 say that the school has both provided them with information about how to get a COVID-19 vaccine for their child (42%) and encouraged parents to get their children vaccinated (40%).

Parents whose schools did either of these things are about twice as likely as parents whose school did not to say their child received a COVID-19 vaccine. A difference persists even after controlling for other demographic factors, suggesting that schools could play a role in increasing vaccine uptake in this group.

### **Nearly Half of Parents of Children Ages 12-17 Say Their Eligible Children are Already Vaccinated or Will Get a Shot Soon**

Among parents of children ages 12-17 who are already eligible to receive a COVID-19 vaccine, nearly half say their child has already been vaccinated (41%, up from 34% in June) or will get the vaccine right away (6%).

Nearly a quarter (23%) say they want to “wait and see” how the vaccine works for others before getting their eligible child vaccinated, and another 9% say they would get their child a shot “only if their school requires it.” One in five (20%) say that their child will “definitely not” get vaccinated.

Not surprisingly, parents’ vaccination intentions for their children are largely correlated with their own vaccination status. Among parents who have gotten vaccinated themselves, 60% say their 12-17 year-old is vaccinated, compared to just 4% of unvaccinated parents.

Among parents of children ages 5-11, who are not yet eligible to receive any COVID-19 vaccine, a quarter (26%) say they will vaccinate their child “right away” once a vaccine is authorized for children in their age group. One in five (20%) parents of children younger than 5 say the same. Four in 10 (40%) parents of children in each age group say they “wait and see” once their child becomes eligible before getting them vaccinated.

### **Long-Term and Serious Side Effects are Parents’ Top Vaccine Concern**

A large majority (88%) of parents of children ages 12-17 who have not yet received a COVID-19 vaccine say they are “very” or “somewhat” concerned that not enough is known about its long-term effects in children. Nearly as many (79%) say that they are concerned that their child might experience serious side effects.

In addition, nearly three-quarters (73%) say they are concerned that the vaccine may negatively impact their child’s fertility, even though the CDC says that there is “no evidence that any vaccine, including the COVID-19 vaccine, causes fertility problems.”



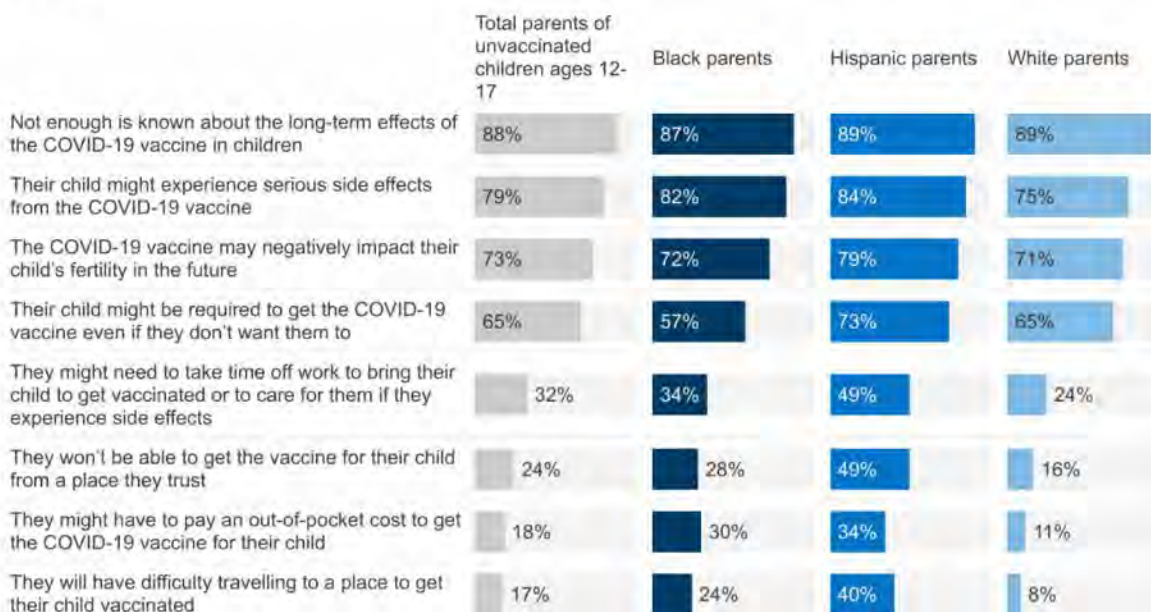
Smaller shares of parents of unvaccinated adolescents generally express concerns over access and financial issues related to the vaccine. For example, about a third (32%) are concerned about taking time off work to get their child vaccinated and recover from side effects, and a quarter (24%) are concerned that they won't be able to get their child vaccinated at a place they trust.

Hispanic and Black parents are more likely than White parents to report concerns about vaccine access and cost. For instance, half (49%) of Hispanic and 28% of Black parents of unvaccinated adolescents are concerned about not being able to get their child vaccinated at a trusted place, while just 16% of White parents express such worries.

Hispanic (34%) and Black (30%) parents of unvaccinated adolescents are roughly three times as likely as White parents (11%) to express concerns they will have to pay out-of-pocket to get their child vaccinated – even though the vaccines should be available at no cost to the individual.

### Hispanic And Black Parents More Likely Than White Parents To Be Concerned About Access-Related Barriers To COVID-19 Vaccination For Their Children

Percent of parents of unvaccinated children ages 12-17 who say they are **very** or **somewhat concerned** about each of the following:



NOTE: Among parents of children ages 12-17 who have not received a COVID-19 vaccine. See topline for full question wording.  
SOURCE: KFF COVID-19 Vaccine Monitor: Parents And The Pandemic (Jul. 15-Aug. 2, 2021)



Among parents who are employed, small shares say their employer offers paid time off to take their children to get vaccinated (21%) or to stay home with their child while they recover from any side effects (24%), though large shares say they aren't sure.

Even smaller shares of parents with lower household incomes (less than \$40,000 annually) say their employer provides paid time off to get their child vaccinated (8%) or to care for them while they recover from side effects (14%).

Among working parents of unvaccinated adolescents, a quarter (25%) say they would be more likely to get their child vaccinated if their employer gave them paid time off.

### **Pediatricians are Parents' Most-Trusted Source for COVID-19 Vaccine Information**

The report finds more than three-quarters (78%) of parents say they trust their child's pediatrician a "great deal" or "fair amount" to provide reliable information about COVID-19 vaccinations for kids.

Majorities also say they trust the Centers for Disease Control and Prevention (66%) and their local public health department (62%) to provide such information. Among those with insurance, most trust their health insurer (58%), and a narrow majority of those who are employed trust their employer (53%). Fewer trust their child's school or day care (44%) or other parents (38%).

While most parents trust pediatricians' vaccine information, just 30% of parents overall – and 35% of parents of children ages 12-17 – say they spoke to their pediatrician about it. Among parents of adolescents eligible for a vaccine who did talk to their pediatrician about it, a large majority (72%) say the pediatrician recommended their child get a COVID-19 vaccine.

Designed and analyzed by public opinion researchers at KFF, the KFF Vaccine Monitor: Parents and the Pandemic was conducted from July 15-August 2 among a nationally representative probability-based sample of 1,259 parents with a child under age 18 in their household. Interviews were conducted in English and Spanish online (908) and via telephone (351). The margin of sampling error is plus or minus 4 percentage points for the full sample and plus or minus 5 percentage points for parents of children ages 12-17. For results based on subgroups, the margin of sampling error may be higher.

*The KFF COVID-19 Vaccine Monitor is an ongoing research project tracking the public's attitudes and experiences with COVID-19 vaccinations. Using a combination of surveys and qualitative research, this project tracks the dynamic nature of public opinion as vaccine development and distribution unfold, including vaccine confidence and acceptance, information needs, trusted messengers and messages, as well as the public's experiences with vaccination.*



August 2021 | Poll Finding

# KFF COVID-19 Vaccine Monitor: Parents and the Pandemic

Liz Hamel, Lunna Lopes, Audrey Kearney, Ashley Kirzinger, Grace Sparks, Mellisha Stokes, and Mollyann Brodie

*The KFF COVID-19 Vaccine Monitor is an ongoing research project tracking the public's attitudes and experiences with COVID-19 vaccinations. Using a combination of surveys and qualitative research, this project tracks the dynamic nature of public opinion as vaccine development and distribution unfold, including vaccine confidence and acceptance, information needs, trusted messengers and messages, as well as the public's experiences with vaccination.*

## Key Findings

- As children around the country head back to school, nearly half of parents of children ages 12-17, the age group currently eligible to receive a COVID-19 vaccine, say their child has already been vaccinated (41%) or they will get the vaccine right away (6%). The vaccination status of children closely mirrors that of parents, with larger shares of older parents, Democrats, those with higher incomes and college degrees (all demographic groups with higher vaccine rates among adults), saying their child is vaccinated compared with their counterparts. Nearly four in ten Republican parents (37%) and half of parents who are unvaccinated themselves say they will “definitely not” get their 12-17 year-old vaccinated.
- Parents of younger children who are not yet eligible to be vaccinated continue to take a cautious approach to COVID-19 vaccines, with four in ten parents of children under 12 saying that once a vaccine is authorized for their child's age group they will “wait a while to see how it is working” before getting their child vaccinated. About half of parents, regardless of their child's age, say they are very or somewhat worried about their child getting seriously sick from coronavirus.
- For parents of unvaccinated teens, their top concerns about the COVID-19 vaccine center around the potential for long-term or serious side effects in children. However, we also find that [as surveys of adults have identified](#), Hispanic and Black parents are more likely than White parents to cite concerns that reflect access barriers to vaccination, including not being able to get the vaccine from a trusted place, believing they may have to pay an out-of-pocket cost, or difficulty traveling to a vaccination site. A larger share of Hispanic parents than White parents also reports being concerned about needing to take time off work to get their child vaccinated.
- Few working parents – particularly those with lower incomes – say their employer offers them paid time off to get their children vaccinated or care for them if they experience vaccine side



effects. One quarter of working parents of unvaccinated 12-17 year-olds say they would be more likely to get their child vaccinated if their employer offered them paid time off to do so.

- Four in ten parents of children ages 12-17 say their teen's school provided information about COVID-19 vaccines for children or encouraged parents to get their children vaccinated. Those who say their school did either one of these things are more likely to say their child has received a COVID-19 vaccine than parents who say their school did not do these things, even after controlling for other demographic factors associated with higher vaccination rates, suggesting that schools could play a role in increasing vaccine uptake among 12-17 year-olds.
- A majority (58%) of parents of 12-17 year-olds say their child's school *should not* require students to be vaccinated for COVID-19, and a similar share (54%) of parents of all school-age children say schools should not require vaccination even once the FDA has fully approved the use of a COVID-19 vaccine in children. Majorities of Democrats and parents of children who are already vaccinated support schools requiring vaccinations in both scenarios, while majorities of Republican parents and those whose children are unvaccinated are opposed.
- More than six in ten (63%) of all parents of children who attend school think their child's school *should* require unvaccinated students and staff to wear masks at school, although most Republican parents (69%) oppose such a requirement and parents of unvaccinated children are evenly divided.
- Pediatricians continue to be a top trusted source of information on COVID-19 and kids, though most parents have not yet talked to their child's pediatrician about the vaccine. Among parents of teens who discussed the vaccine with their pediatrician, most say the doctor recommended their child get vaccinated, and three-quarters of those whose pediatrician recommended vaccination say their child has received at least one shot.
- A majority of parents say they have talked about the COVID-19 vaccines with their 12-17 year-olds, including almost half who say they have discussed the vaccines "a lot." Among parents of unvaccinated teens, four in ten say their child has expressed concerns about getting a COVID-19 vaccine and 12% say their child has said that they want to be vaccinated.

## Parents and COVID-19 Vaccines

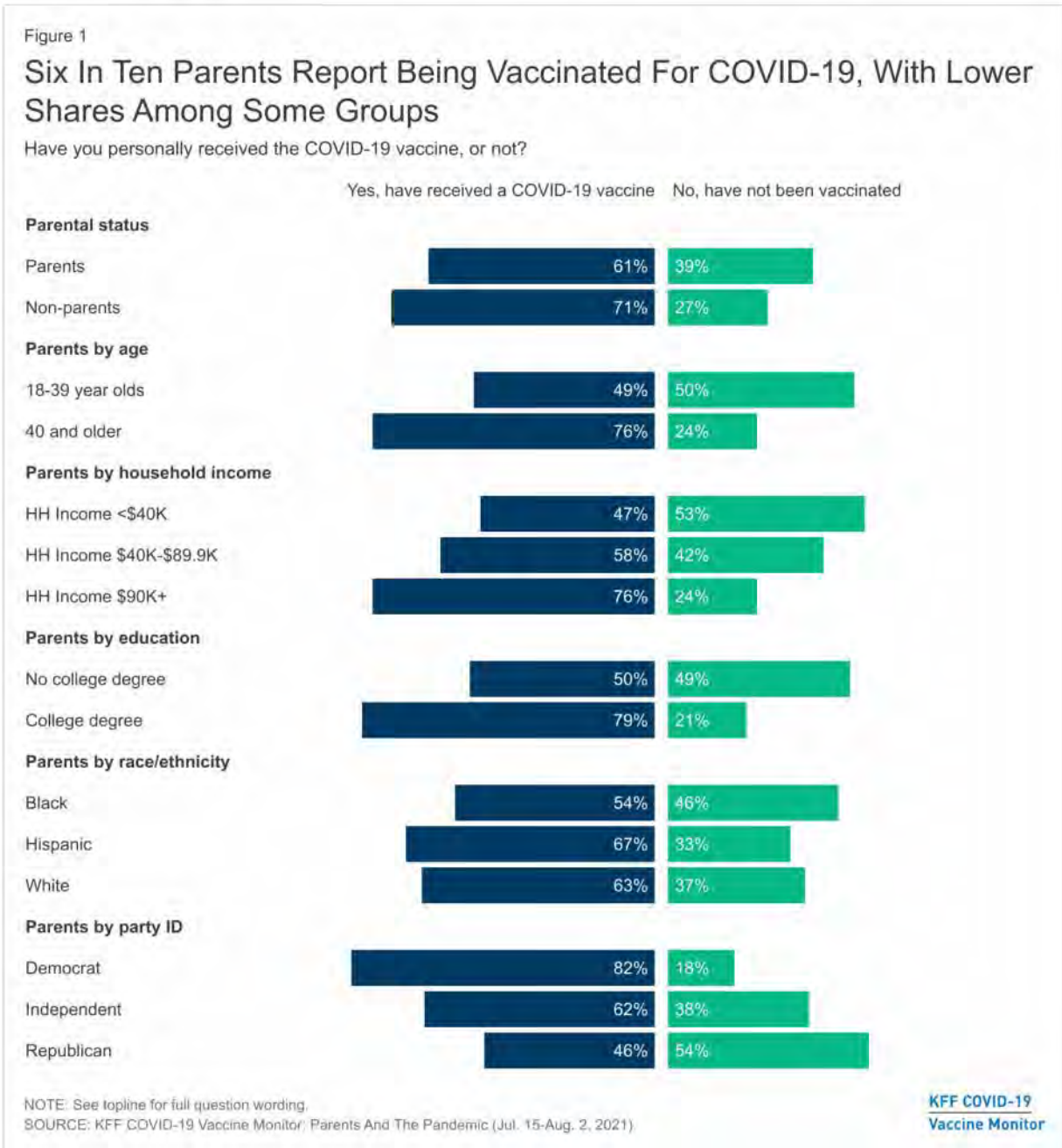
### COVID-19 Vaccination Status of Parents

One way for parents to protect their children from the risk of COVID-19 is to get vaccinated themselves. The latest KFF COVID-19 Vaccine Monitor finds 61% of parents say they have personally received at least one dose of a COVID-19 vaccine, which is somewhat lower than the 71% among adults without children (largely due to the fact that parents are younger on average than non-parents).

Among parents, some groups stand out as having lower vaccination rates than others, largely reflecting differences seen among the general population. For example, about half of those without health insurance (56%), Republican parents (54%), those with incomes under \$40,000 per year (53%), parents



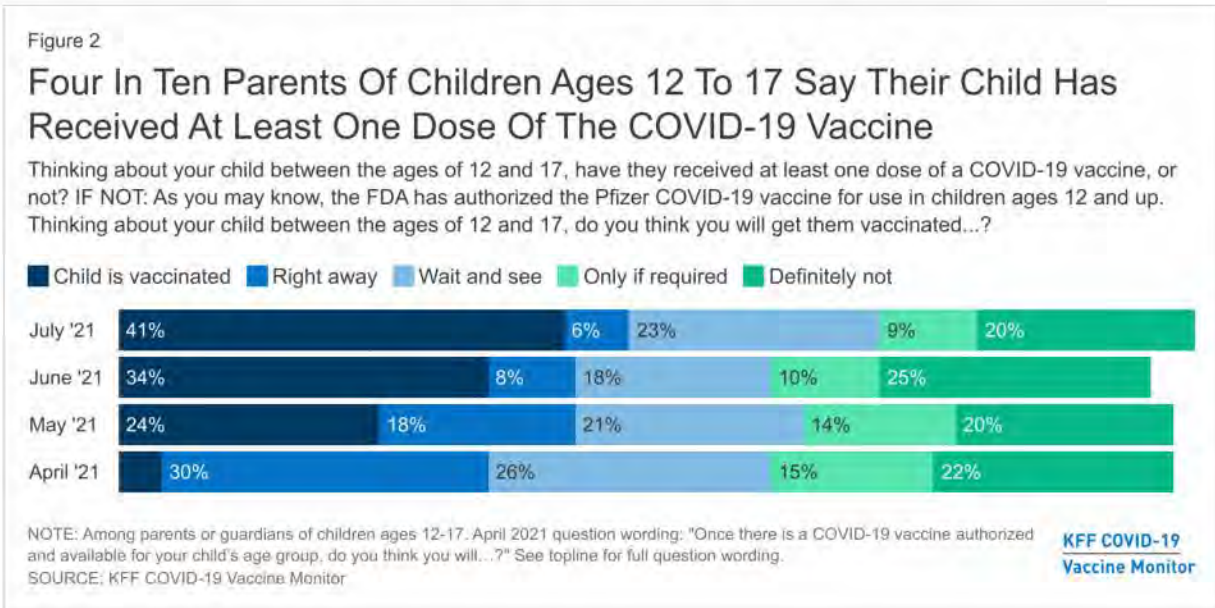
ages 18-39 (50%), those without a college degree (49%), and Black parents (46%) say they have *not* received a COVID-19 vaccine.



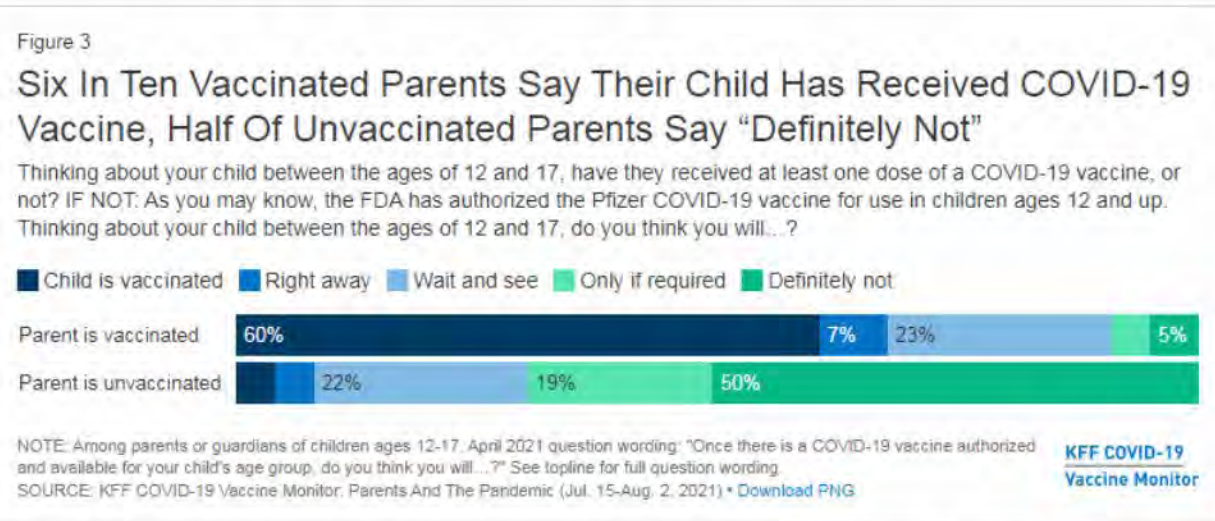
## Vaccination Intentions Among Parents Of Children Currently Eligible For COVID-19 Vaccination

Among parents of children ages 12-17, for whom the Pfizer COVID-19 vaccine is currently authorized, 41% now say their child has received at least one dose of a vaccine, up from 34% in June<sup>1</sup>. An additional

6% of parents of 12-17 year-olds say they intend to get their child vaccinated “right away.” Nearly one quarter of parents (23%) say they want to “wait and see” how the vaccine is working before getting their adolescent child vaccinated, while one in ten (9%) say they will only get their child vaccinated “if their school requires it,” and one in five say they will “definitely not” vaccinate their child.



Not surprisingly, parents’ vaccination intentions for their children are largely correlated with their own vaccination status. Six in ten parents who have received the vaccine themselves say their 12-17 year-old is vaccinated, compared to just 4% of unvaccinated parents. Among parents who have not been vaccinated themselves, half say they will “definitely not” vaccinate their child.

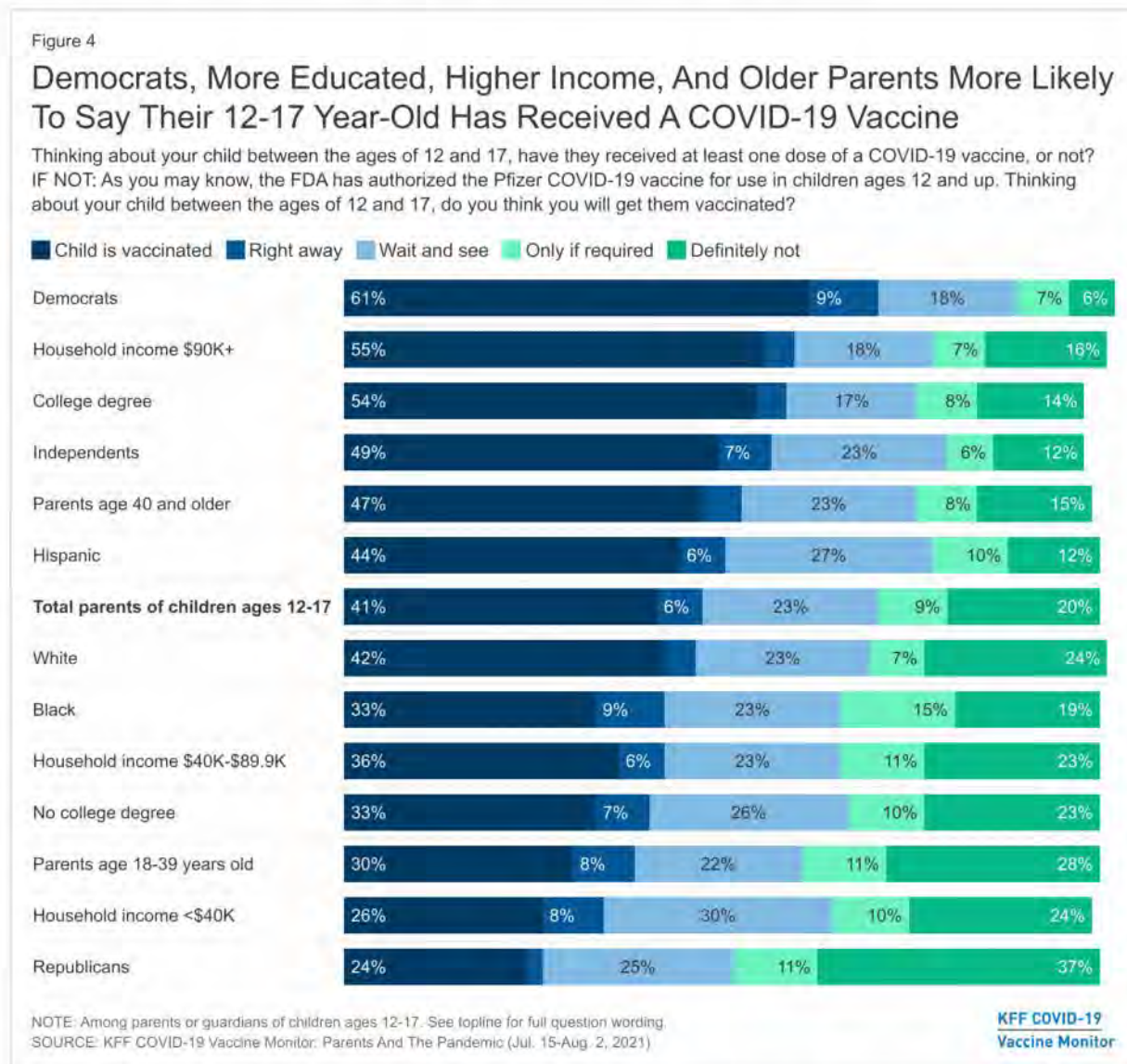


Besides vaccination status, parents’ vaccination intentions for their children differ along similar lines as



adults overall. Parents who identify as Democrats, older parents, and those with higher levels of income and education are more likely to say their child is already vaccinated or they will get them vaccinated right away. Notably, nearly four in ten (37%) Republican parents say they will “definitely not” get their 12-17 year-old vaccinated.

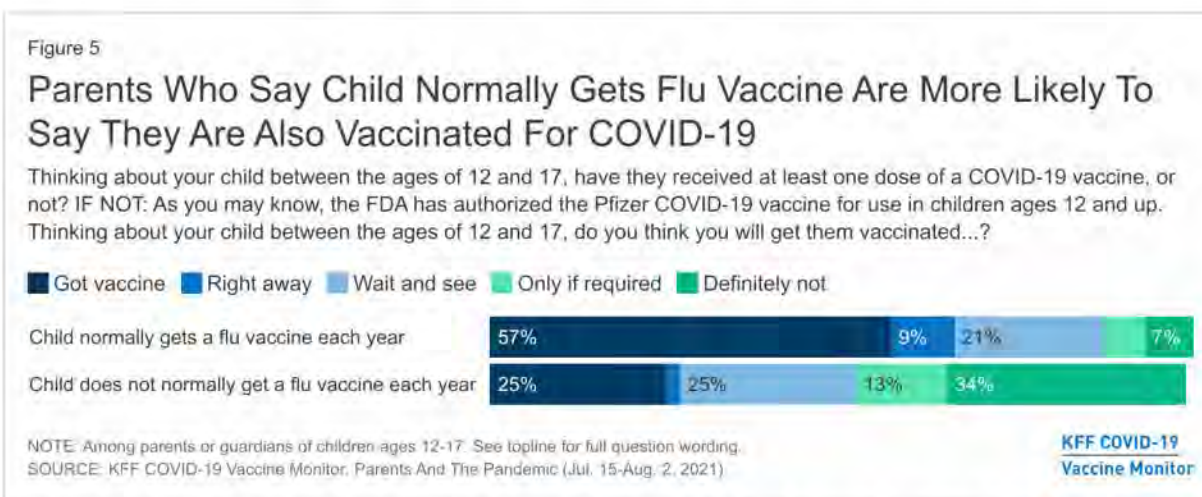
While there have been gaps in COVID-19 vaccine uptake among adults by race and ethnicity, the current survey does not find a statistically significant difference in child vaccination uptake between Hispanic, Black, and White parents. However, White parents of children ages 12-17 are twice as likely as Hispanic parents to say they will “definitely not” get their child vaccinated (24% vs. 12%).



Parents’ intentions towards the COVID-19 vaccine for 12-17 year-olds are not necessarily a reflection of their behaviors with regards to other childhood vaccines. The vast majority of parents (90%) say they

normally keep their children up-to-date with recommended vaccines such as the measles, mumps, and rubella (MMR) vaccine, while just 9% say they have delayed or skipped some childhood vaccines for their children. Yet even among parents of 12-17 year-olds who say their children are up-to-date on other childhood vaccines, fewer than half (43%) say their child has received a COVID-19 vaccine. (The sample of parents of 12-17 year-olds who have skipped or delayed other vaccines is too small for analysis.)

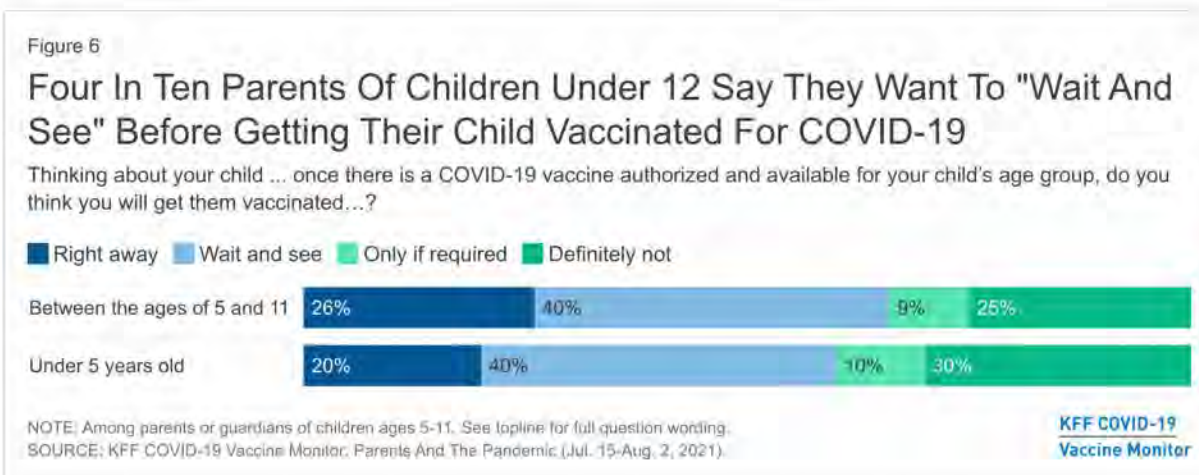
Just over half of parents (54%) say their child normally gets a flu vaccine each year. Among parents of 12-17 year-olds who say their child normally gets a flu shot, 57% say their adolescent has received a COVID-19 vaccine, which is twice the share of parents who say their child does not normally get a flu vaccine who have gotten the COVID-19 vaccine (25%).



## Vaccination Intentions Among Parents Of Younger Children

While uptake of COVID-19 vaccines among 12-17 year-olds has increased over time, parents continue to report a more cautious attitude when it comes to vaccinations for children younger than 12. About a quarter (26%) of parents of children between the ages of 5-11 say they will vaccinate their child “right away” once a vaccine is authorized for their age group, as do one in five parents with children under 5. Four in ten parents in each age group say they will “wait and see” how the vaccine is working before having their younger child vaccinated. One-quarter say they will “definitely not” get their 5-11 year-old vaccinated and three in ten parents say the same about their children under age 5.





## Parents' Concerns and Reasons For Holding Off On Child COVID-19 Vaccinations

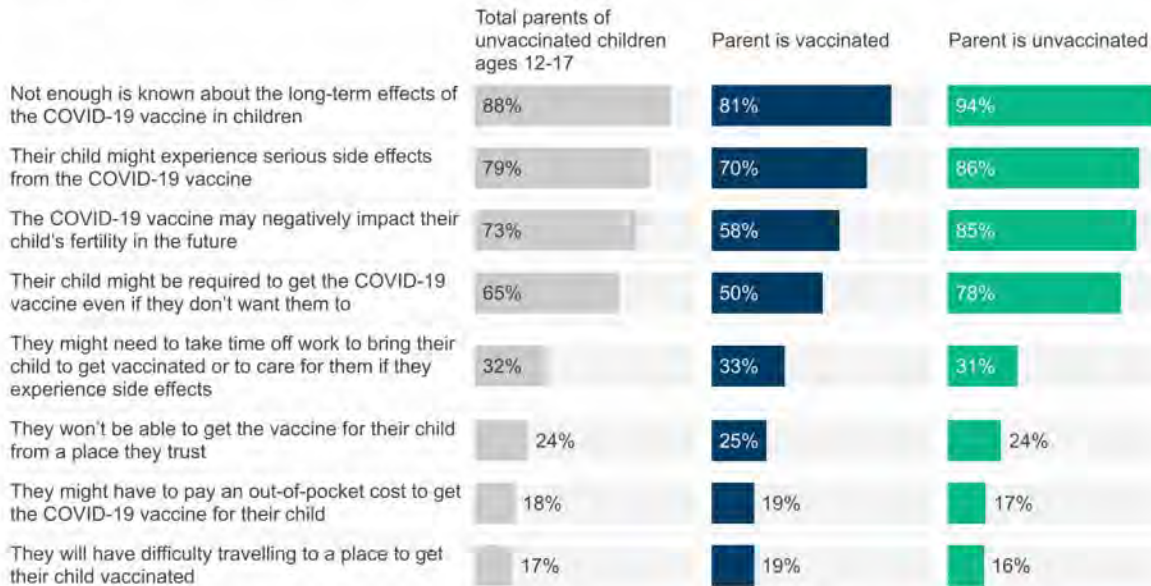
Parents of unvaccinated children ages 12-17 cite a range of concerns when it comes to vaccinating their children for COVID-19, with safety and side effects at the top of the list. A large majority (88%) of these parents say they are "very" or "somewhat" concerned that not enough is known about the long-term effects of the COVID-19 vaccine in children, and nearly as many (79%) say they are concerned their child might experience serious side effects from the COVID-19 vaccine. Nearly three-quarters of parents of unvaccinated adolescents (73%) report being concerned that the vaccine may negatively impact their child's fertility in the future, even though the CDC states there is "no evidence that any vaccines, including COVID-19 vaccines, cause female or male fertility problems."<sup>2</sup> Two-thirds of parents of unvaccinated adolescents (65%) say they are concerned that their child might be required to get the COVID-19 vaccine even if they don't want them to.

Notably, parents whose teens are f unvaccinated but who have received a COVID-19 vaccine themselves are somewhat less likely than unvaccinated parents to express concern that their child will experience serious vaccine side effects (70% vs. 86%), that the vaccine might impact their child's future fertility (58% vs. 85%), and that they will be required to get the vaccine even if the parent doesn't want them to (50% vs. 78%).

Figure 7

## Serious Side Effects And Long Term Effects Are The Top Vaccine Concerns Among Parents Of Unvaccinated Teens

Percent of parents of unvaccinated children ages 12-17 who say they are **very** or **somewhat concerned** about each of the following:



NOTE: Among parents or guardians of children ages 12-17 who have not received a COVID-19 vaccine. See topline for full question wording.

SOURCE: KFF COVID-19 Vaccine Monitor: Parents And The Pandemic (Jul. 15-Aug. 2, 2021).

[KFF COVID-19 Vaccine Monitor](#)

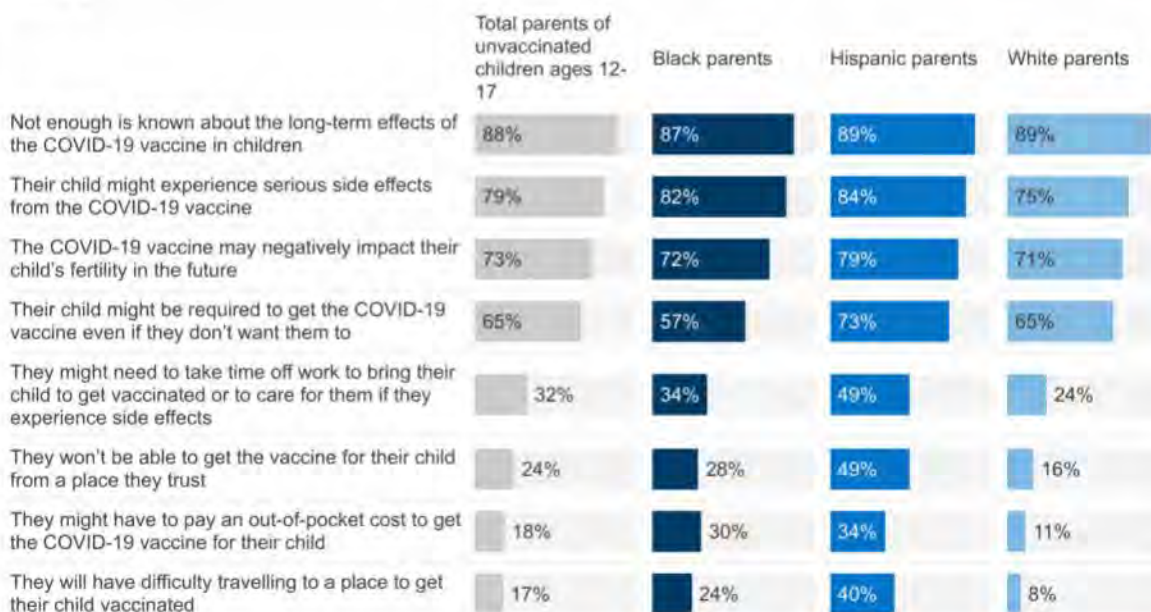
A smaller share of parents overall cite concerns that may reflect access barriers to getting a COVID-19 vaccine for their child, though many of these concerns are more prevalent among Hispanic and Black parents than they are among White parents. For example, half (49%) of Hispanic parents of unvaccinated adolescents are concerned they might need to take time off work to get their child vaccinated or care for them if they experience side effects, twice the share of White parents (24%) who express the same concern. Similarly, among parents of unvaccinated 12-17 year-olds, larger shares of Hispanic and Black parents compared to White parents are concerned that they won't be able to get their child the vaccine at a place they trust, they might have to pay an out-of-pocket cost to get their child vaccinated, or they will have difficulty traveling to a vaccine site for their child.



Figure 8

## Hispanic And Black Parents More Likely Than White Parents To Be Concerned About Access-Related Barriers To COVID-19 Vaccination For Their Children

Percent of parents of unvaccinated children ages 12-17 who say they are **very** or **somewhat concerned** about each of the following:



NOTE: Among parents or guardians of children ages 12-17 who have not received a COVID-19 vaccine. See topline for full question wording.

SOURCE: KFF COVID-19 Vaccine Monitor: Parents And The Pandemic (Jul. 15-Aug. 2, 2021).

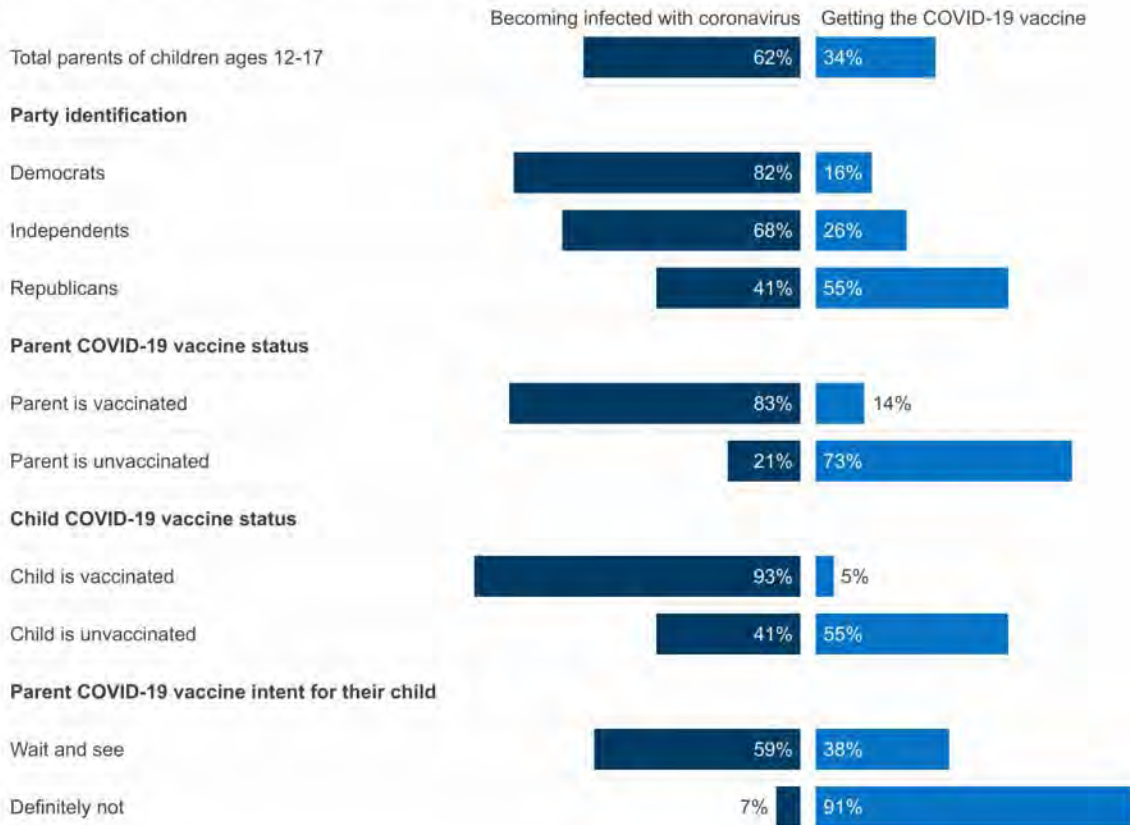
**KFF COVID-19 Vaccine Monitor**

In addition to these concerns, many parents of unvaccinated 12-17 year-olds view the vaccine as a bigger risk to their child's health than getting sick from COVID-19. Overall, six in ten (62%) parents of 12-17 year-olds say becoming infected with coronavirus is a bigger risk to their child's health than getting the COVID-19 vaccine, while about half as many (34%) say getting the vaccine is a bigger risk. The share saying the vaccine is a bigger risk rises to 55% among Republican parents and 73% among parents who are unvaccinated themselves. Among parents of unvaccinated 12-17 year-olds, 55% say the vaccine is a bigger risk, including 91% of those who say they will "definitely not" get their child vaccinated.

Figure 9

## Over Half Of Parents Of Unvaccinated Adolescents And Almost All Of Those Firmly Opposed Say The Vaccine Is A Bigger Risk To Their Child's Health Than COVID-19

Which of the following do you think would be a bigger risk to your child's health?



NOTE: Among parents or guardians of children ages 12-17. See topline for full question wording.  
SOURCE: KFF COVID-19 Vaccine Monitor; Parents And The Pandemic (Jul. 15-Aug. 2, 2021).

KFF COVID-19  
Vaccine Monitor

When parents of adolescent children who have not yet been vaccinated are asked to name in their own words the main reason why their child has not received a COVID-19 vaccine, the top reasons include that not enough is known about the vaccines or wanting more research on the vaccines in children (19%), they are concerned about side effects (13%), their child does not want the vaccine (13%), they do not believe a vaccine is necessary (7%), and they don't trust the vaccines (5%).

### In their own words: What is the main reason your child has not gotten a COVID-19 vaccine?

Need more information/tests/research (19%)



"Because it's not been long enough to see what the long term effects are" – White father in Arkansas, will wait and see before getting child vaccinated

"Have not seen results reported on safety or effectiveness of this vaccine on children 12-17" – Hispanic father in California, will wait and see before getting child vaccinated

"Not enough information on how it affects children" – Black mother in Delaware, will wait and see before getting child vaccinated

"Because I feel as a parent this vaccine has not been tested enough...And my child is not a test dummy" – Black mother in Michigan, will definitely not get child vaccinated

"It is still experimental" – White father in North Dakota, will definitely not get child vaccinated

Side effects/reactions (13%)

"He was involved with summer school, and mom did not want side effects to interfere." Hispanic mother in Alaska, will get child vaccinated right away

"Potential side effects outweigh risk of even contracting COVID" – White mother in Florida, will definitely not get child vaccinated

"I'm concerned about the short and longer term side effects" – Hispanic mother in Texas, will wait and see before getting child vaccinated

"Just concern it might be unhealthy for them. My oldest daughter got the Johnson & Johnson and then we found it there were issues about them." – White mother in Washington, will wait and see before getting child vaccinated

Child doesn't want it/their choice (13%)

"She does not want it and her mother does not either" – Black father in Georgia, will only get child vaccinated if required

"I gave him a choice. He chose not to" – White mother in Idaho, will definitely not get child vaccinated

"I don't feel comfortable forcing him to get it since he is 17 and nearly an adult. I have strongly encouraged it though" – White mother in Wisconsin, will wait and see before getting child vaccinated

Not worried about COVID-19/Don't think vaccine is necessary (7%)

"Children in this age group are less at risk than vaccinated adults...Getting struck by lightning or winning the lottery are greater chances than death or serious illness from

COVID in this age range” – Hispanic mother in Arizona, will definitely not get child vaccinated

“I haven’t really been concerned about her getting the virus and she hasn’t really been concerned about getting it” – White mother in Florida, will only get child vaccinated if required

“I think my child is healthy enough to battle the Covid-19 virus without a vaccine” – Hispanic mother in Georgia, will wait and see before getting child vaccinated

**Don’t trust the vaccine (5%)**

“Too many that’s not trustworthy involved” – Black father in Arkansas, will definitely not get child vaccinated

“Don’t trust the vaccine yet, need more info” – Hispanic mother in New York, will wait and see before getting child vaccinated

“Because I don’t trust it” – White mother in Ohio, will definitely not get child vaccinated

## **Potential Role Of Employers In Facilitating COVID-19 Vaccinations For Children**

Seven in ten parents of children under age 18 say they are employed, including six in ten who are employed full-time. More than a third of employed parents say their employer offers them paid time off to get a COVID-19 vaccine (39%) or to recover from side effects themselves (35%). However, most say their employer *does not* provide paid time off for them to get their children vaccinated (36%) or they are not sure if their employer offers this (42%). Similar shares say the same about paid time off to care for a child experiencing vaccine side effects.

Notably, parents with lower household incomes are even less likely than those earning higher incomes to say their employer provides paid time off for either their own vaccination and side effects or that of a child.



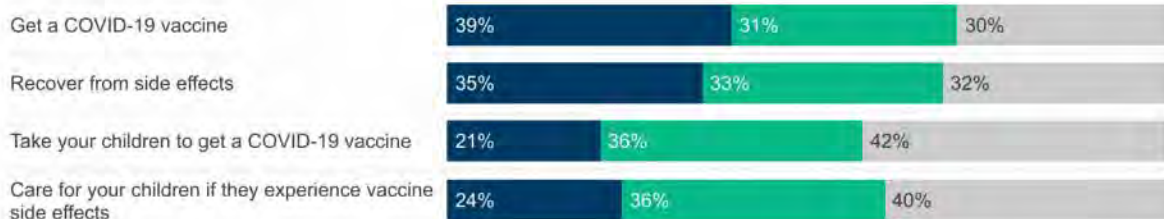
Figure 10

## Few Parents Say Their Employer Offers Paid Time Off To Get COVID-19 Vaccines For Children, Particularly Among Lower Income

As far as you know, does your employer offer you paid time off to...?

■ Yes ■ No ■ Not sure

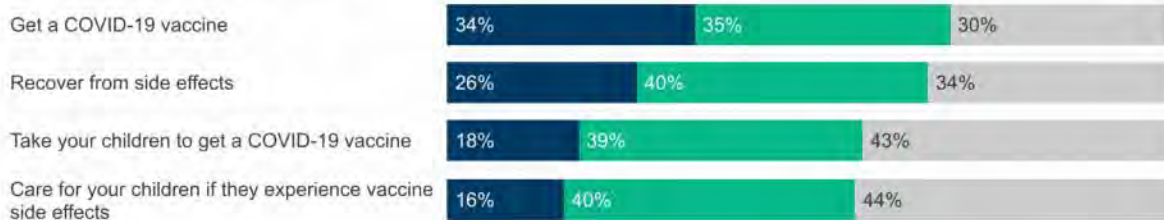
### Total employed parents



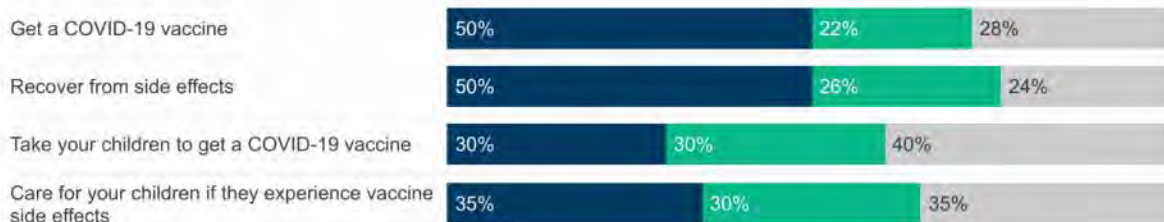
### Household income <\$40,000



### Household income \$40,000-\$89,999



### Household income \$90,000 or more



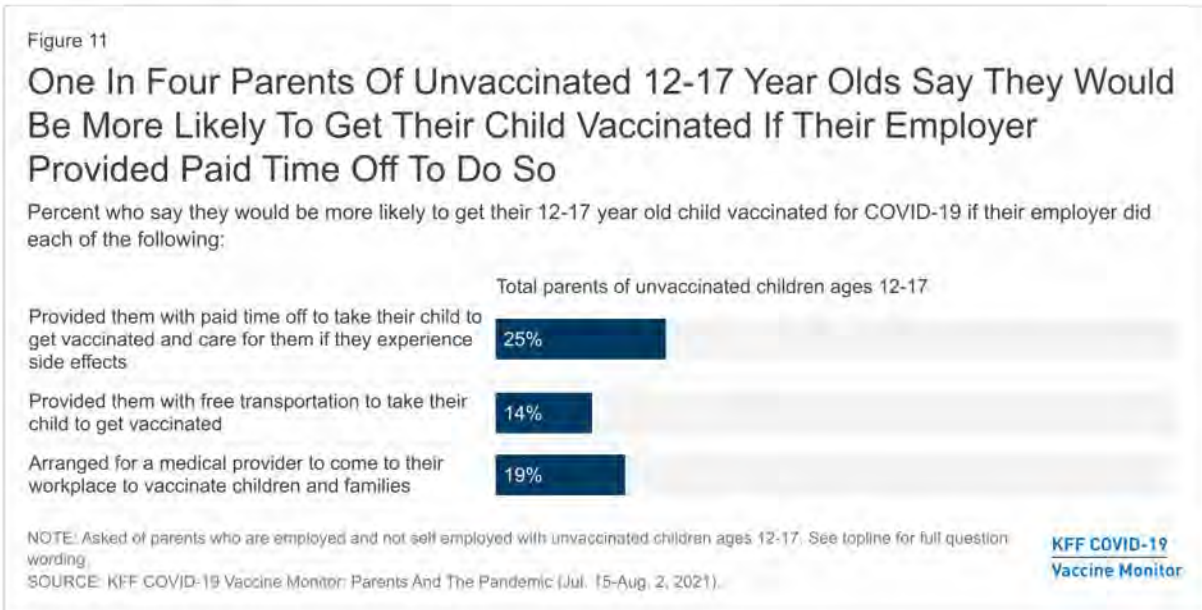
NOTE: Asked of parents who are employed and not self employed. See topline for full question wording.

SOURCE: KFF COVID-19 Vaccine Monitor; Parents And The Pandemic (Jul. 15-Aug. 2, 2021).

KFF COVID-19  
Vaccine Monitor

Among employed parents of unvaccinated 12-17 year-olds, one-quarter say they'd be more likely to get their child vaccinated if their employer gave them paid time off, while somewhat smaller shares of this group say they'd be more likely to vaccinate their child if their employer arranged for a medical provider to

come to their workplace to vaccinate children and families (19%), or provided free transportation to a vaccine site (14%).



With lower rates of reported COVID-19 vaccination among parents with lower incomes, employer policies have the potential to reduce these income gaps somewhat. For example, just 29% of employed (non self-employed) parents with household incomes under \$90,000 say their 12-17 year-old has been vaccinated for COVID-19 compared to over half (54%) of employed parents with higher incomes. Among employed parents with incomes under \$90,000, an additional one in five say they'd be more likely to get their child vaccinated if their employer offered them paid time off, and some say they'd be more likely to vaccinate their child if their employer arranged for a medical provider to vaccinate children and families at their workplace (14%) or provided free transportation to a vaccination site (12%).




Figure 12

## Employer Policies May Increase Likelihood Of Some Parents Getting Their 12-17 Year Old Vaccinated


If your employer..., would that make you more likely to get your child vaccinated for COVID-19, or not?

■ Child is vaccinated ■ More likely to get child vaccinated ■ Not more likely


**Provided you with paid time off to take your child to get vaccinated and care for them if they experience side effects**



**Provided you with free transportation to take your child to get vaccinated**



**Arranged for a medical provider to come to your workplace to vaccinate children and families**



NOTE: Among employed and not self-employed parents or guardians of children ages 12-17. See topline for full question wording.  
SOURCE: KFF COVID-19 Vaccine Monitor: Parents And The Pandemic (Jul. 15-Aug. 2, 2021)

KFF COVID-19 Vaccine Monitor

## Parents' Worries About Kids and COVID-19

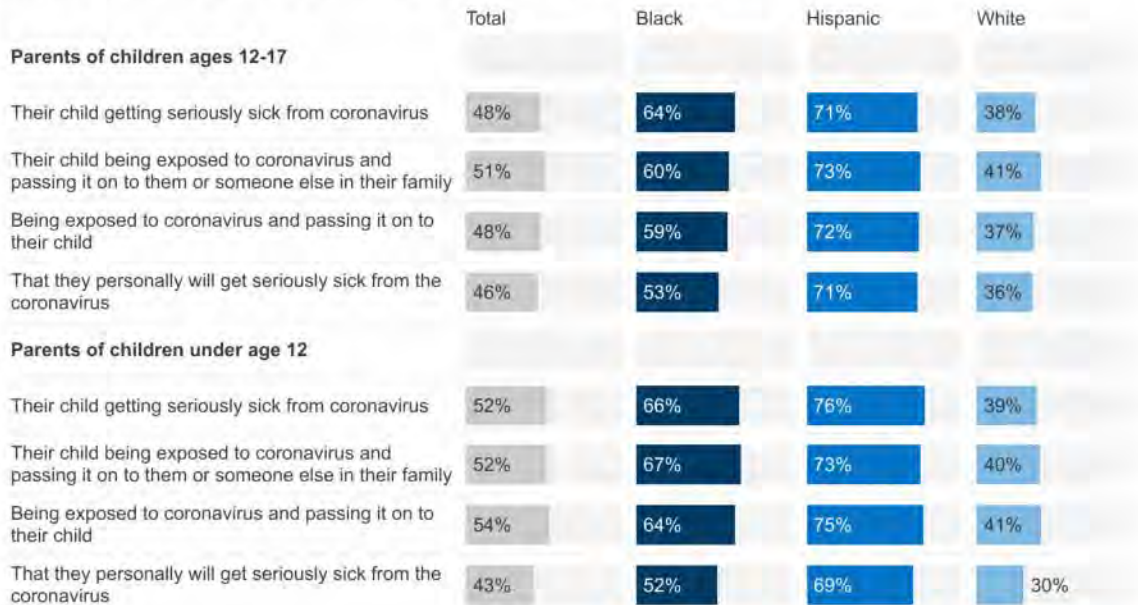
While [research has shown](#) that children are less likely than adults to become seriously ill from coronavirus infection, parents may nevertheless worry about their children being exposed or passing an infection on to other family members, particularly when it comes to children under the ages of 12 who are not eligible for COVID-19 vaccination. The latest KFF COVID-19 Vaccine Monitor reports that about half of parents of children ages 12-17 (48%) and under age 12 (52%) say they are worried about their child getting seriously ill from coronavirus. Similarly, about half of parents across child age groups say they are worried about their child being exposed to coronavirus and passing it on to family members or that they may personally be exposed to coronavirus and pass it on to their child.

Across child age groups, Black and Hispanic parents are much more likely than White parents to say they are worried about personally getting sick, about their child getting sick, about their child infecting someone else in the family, and about personally passing an infection on to their child. For example, among parents of children ages 12-17, 71% of Hispanic parents and 64% of Black parents are worried about their child getting seriously sick from coronavirus compared to 38% of White parents.

Figure 13

### Black And Hispanic Parents Are More Likely To Express Worry About Their Child Getting Sick, Exposing Others To Coronavirus

Percent who say they are very or somewhat worried about each of the following:



NOTE: See topline for full question wording.

SOURCE: KFF COVID-19 Vaccine Monitor; Parents And The Pandemic (Jul. 15-Aug. 2, 2021).

**KFF COVID-19  
Vaccine Monitor**

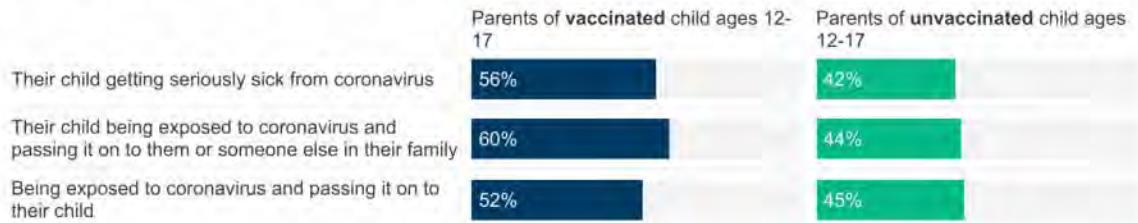
The [July KFF COVID-19 Vaccine Monitor](#) found that despite being at higher risk for contracting the disease, unvaccinated adults are less likely than vaccinated adults to worry about getting sick from COVID-19. A similar pattern holds among parents. Parents of *vaccinated* children ages 12-17 are more likely than parents of *unvaccinated* children in this age range to worry about their child getting seriously sick from coronavirus (56% vs. 42%) and about their child becoming infected and passing the virus on to someone else in their family (60% vs. 44%).



Figure 14

### Parents Of Unvaccinated 12-17 Year-Olds Are Less Likely Than Those Whose Child Is Vaccinated To Worry About Coronavirus Risk

Percent who say, thinking about their child ages 12 to 17, they are very or somewhat worried about each of the following:

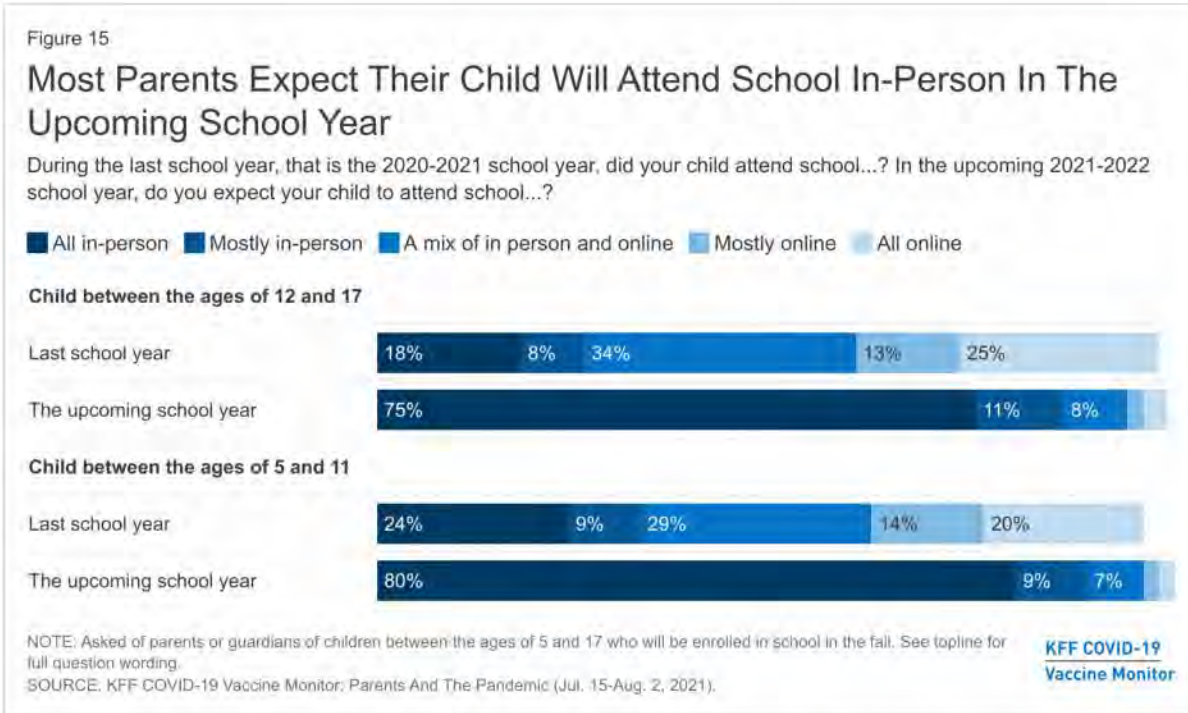


NOTE: Among parents or guardians of children ages 12-17. See topline for full question wording.  
SOURCE: KFF COVID-19 Vaccine Monitor: Parents And The Pandemic (Jul. 15-Aug. 2, 2021).

[KFF COVID-19 Vaccine Monitor](#)

## Schools and COVID-19 Vaccines

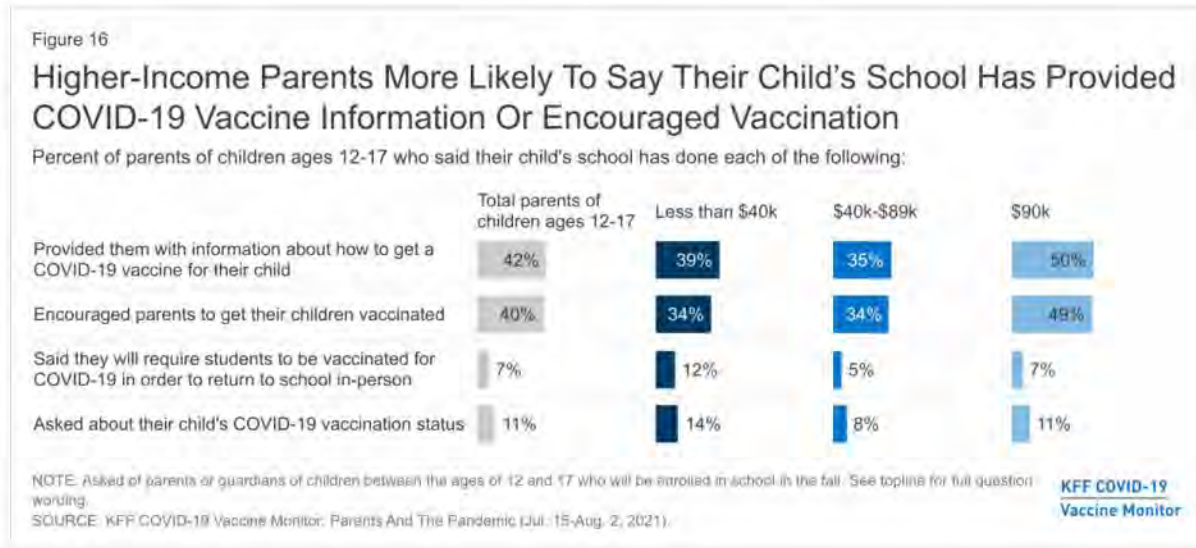
With some schools around the country already open for the 2021-2022 school year and many others set to open later this month, this Vaccine Monitor report examines parents' views on vaccines and other protective measures in their children's schools. We find that while most parents of school-age kids say their children attended school at least partially online during the previous school year, a large majority expect school to happen all or mostly in person during the upcoming school year (87% of parents of 12-17 year-olds and 89% of parents of 5-11 year-olds).



Among parents of children ages 12-17 who are enrolled in school for the upcoming school year, about four in ten (42%) say the school has provided them with information about how to get a COVID-19 vaccine for their child and a similar share (40%) say the school has encouraged parents to get their children vaccinated. Higher-income parents are more likely than those with lower incomes to say their child’s school did either of these things; about half of parents with household incomes of \$90,000 or more say their child’s school provided vaccine information or encouraged vaccination compared to between one-third and four in ten among parents with lower incomes.

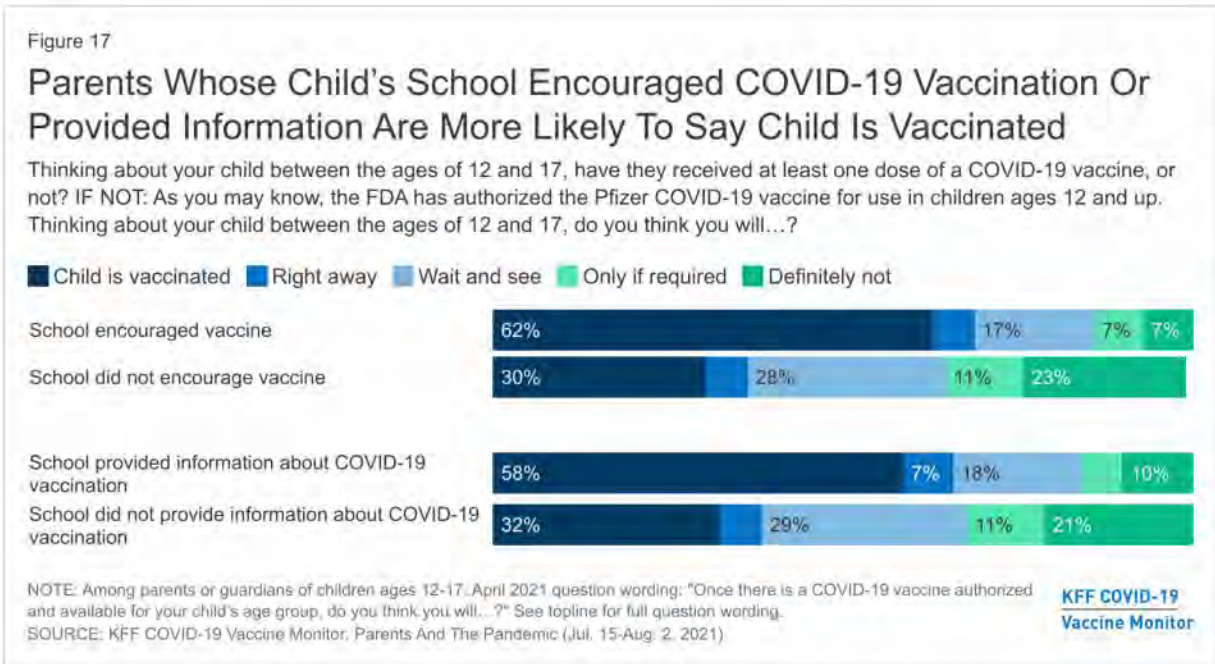
Fewer parents of 12-17 year-olds say their child’s school asked about their child’s COVID-19 vaccination status (11%) or said that they will require students to be vaccinated in order to return to school in-person (7%).





Parents of 12-17 year-olds who say their child's school provided information about COVID-19 vaccination are more likely than those whose school did not provide information to say their child has received a COVID-19 vaccine (58% vs. 32%). Similarly, about twice as many parents whose school encouraged vaccination report that their child is vaccinated compared to those whose schools did not (62% vs. 30%).

These differences may be at least partially due to differences in other demographic characteristics of parents whose schools provided information or encouraged vaccination compared to those who did not. However, using a statistical technique called multiple logistic regression, we find that parents whose children's schools provided information or encouraged vaccination are more likely to say their child is vaccinated, even after controlling for demographic characteristics associated with child vaccination, including parents' own vaccination status, age, race, ethnicity, education, income, party identification, urbanicity, and region. This suggests that more schools providing information and encouraging COVID-19 vaccination could contribute to higher vaccination rates among students.



Overall, most parents of children in the 12-17 age group currently eligible for vaccination say they do not think their child’s school should require students to get a COVID-19 vaccine (58%) while four in ten parents (42%) say their school *should* require this. Views on this question diverge along partisan lines, with two-thirds of parents who identify as Democrats (66%) saying their child’s school should require students to be vaccinated and nearly nine in ten Republican parents (87%) saying it should not. Majorities of White parents and Black parents say their school should not require students to be vaccinated, while Hispanic parents are more evenly divided on this question (51% should, 47% should not).

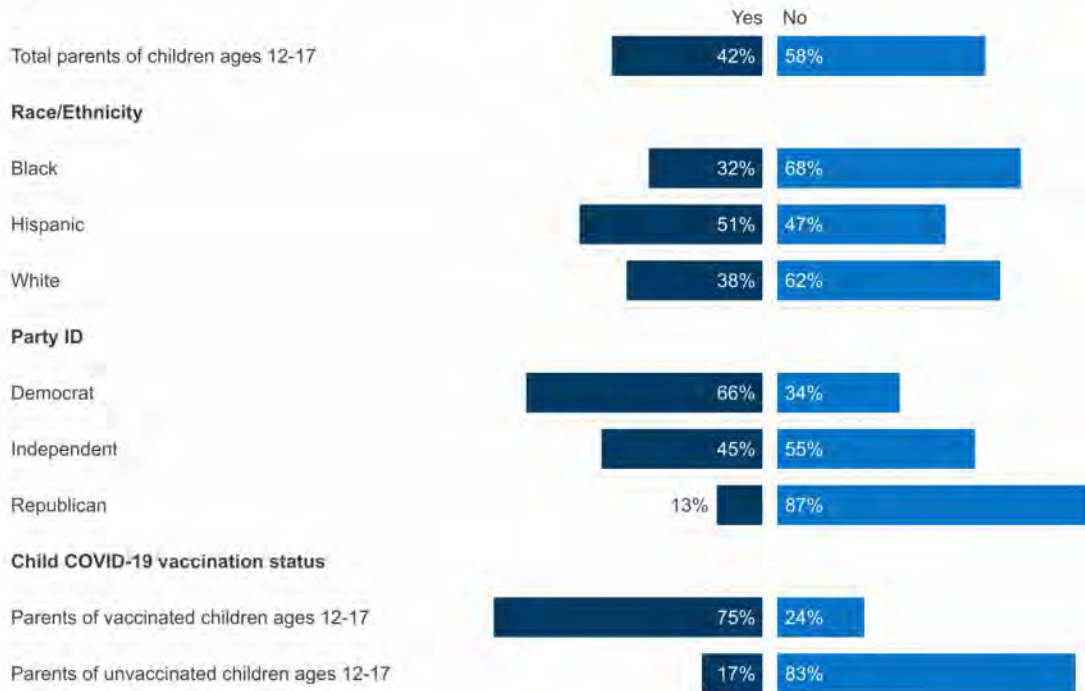
Not surprisingly, there is a huge divide in opinion of school vaccine mandates among parents by their child’s vaccination status: 75% of parents of children ages 12-17 who have received a COVID-19 vaccine say their child’s school should require vaccination while 83% of parents of unvaccinated children ages 12-17 say they should not.



Figure 18

### Most Parents Of Children Ages 12-17 Do Not Want Their Child's School To Require Students To Get The COVID-19 Vaccine

Thinking about your youngest/oldest child between the ages of 12 and 17, do you think their school should require students to get a COVID-19 vaccine, or not?



NOTE: Among parents or guardians of children ages 12-17 who are enrolled in school. See topline for full question wording.  
 SOURCE: KFF COVID-19 Vaccine Monitor: Parents And The Pandemic (Jul. 15-Aug. 2, 2021).

**KFF COVID-19  
Vaccine Monitor**

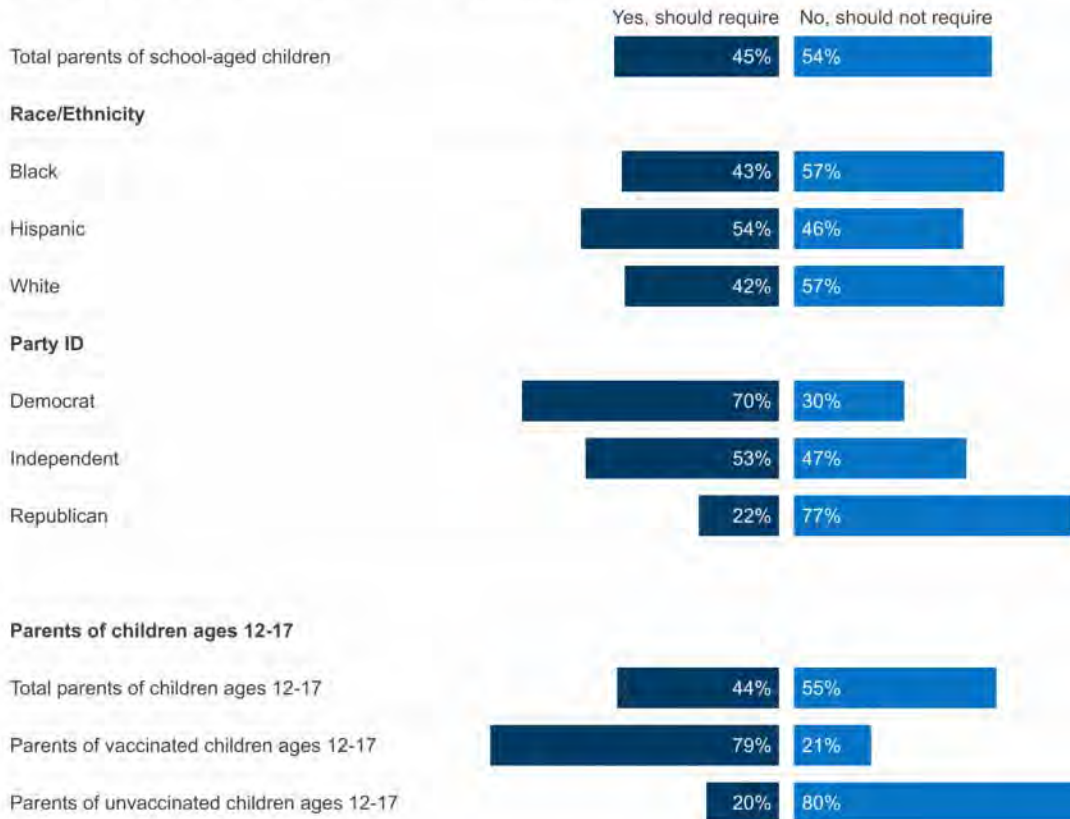
Parents' views on schools requiring COVID-19 vaccinations remain divided even when asked how they would feel if the FDA were to grant full approval for the use of a vaccine in children. Among all parents of school-age children (ages 5-17), just under half (45%) say that once a COVID-19 vaccine receives full FDA approval, "schools should require students to be vaccinated for COVID-19 as they do for most other diseases like measles and tuberculosis" while just over half (54%) say schools should not require COVID-19 vaccinations in this scenario.

Similar to the question about their own child's school, majorities of Democrats, Hispanic parents, and parents of children who have already received a COVID-19 vaccine say schools *should* require students to receive a COVID-19 vaccine once one is approved by the FDA, while majorities of Republicans, Black parents, White parents, and parents of unvaccinated 12-17 year-olds say they should not.

Figure 19

## Fewer Than Half Of Parents Think Schools Should Require COVID-19 Vaccination Even Once Fully Approved By FDA

Once a COVID-19 vaccine receives full FDA approval for use in school-age children, do you think schools should require students to be vaccinated for COVID-19 as they do for most other diseases like measles and tuberculosis, or should schools not require students to be vaccinated for COVID-19?



NOTE: Asked of parents or guardians of children between the ages of 5 and 17. See topline for full question wording.

SOURCE: KFF COVID-19 Vaccine Monitor: Parents And The Pandemic (Jul. 15-Aug. 2, 2021).

KFF COVID-19  
Vaccine Monitor

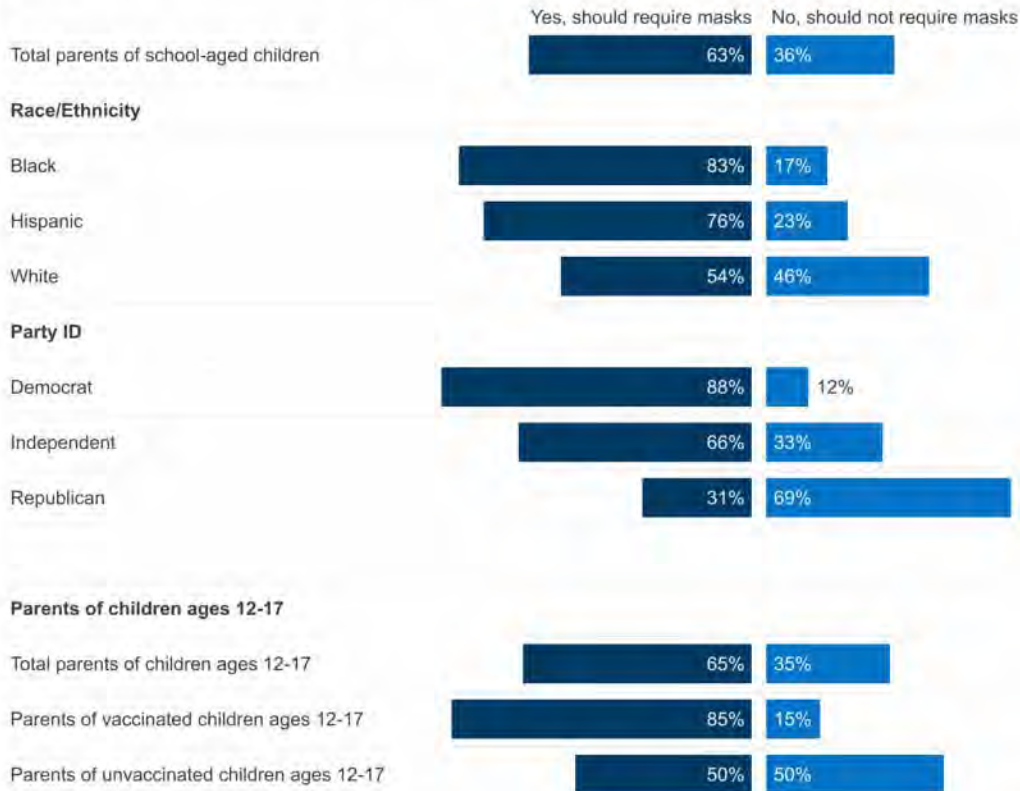
In general, parents are more supportive of mask mandates in schools than they are of vaccine mandates. Over six in ten parents of children enrolled in school (63%) say their child's school should require unvaccinated students and staff to wear masks while they're in school while 36% say they should not. Previous Vaccine Monitor reports have shown that [mask-wearing among adults divides largely along partisan lines](#) and the same is true when it comes to opinions about mask mandates in schools. Large majorities of parents who identify as Democrats (88%) and independents (66%) say their child's school *should* require masks while most Republican parents (69%) say they *should not*. In addition, larger shares of Black parents (83%) and Hispanic parents (76%) compared to White parents (54%) support a mask requirement at their child's school. Among parents of 12-17 year-olds, a large majority (85%) of those whose child has received a COVID-19 vaccine say their school should require unvaccinated students and staff to wear masks while those whose child is unvaccinated are evenly split.



Figure 20

### Most Parents Say Their Child's School Should Require Unvaccinated Students And Staff To Wear Masks When At School

Do you think your children's school should require unvaccinated students and staff to wear masks when they are at school, or not?



NOTE: Asked of parents or guardians of children between the ages of 5 and 17 who will be enrolled in school. See topline for full question wording.

SOURCE: KFF COVID-19 Vaccine Monitor: Parents And The Pandemic (Jul. 15-Aug. 2, 2021).

**KFF COVID-19  
Vaccine Monitor**

While some parents may be concerned about their child's risk of exposure to coronavirus at school or in social settings, about four in ten parents of children ages 12-17 (41%) say they don't know what share of their child's close friends have been vaccinated for COVID-19 and about half (48%) say the same about their child's schoolmates. Parents of vaccinated children are much more likely than parents of unvaccinated children to say all or most of their child's friends (32% vs. 2%) and schoolmates (14% vs. 1%) are vaccinated, while parents of unvaccinated 12-17 year-olds are more likely to say they don't know the vaccination status of their child's friends (45% vs. 34%) and schoolmates (55% vs. 38%).

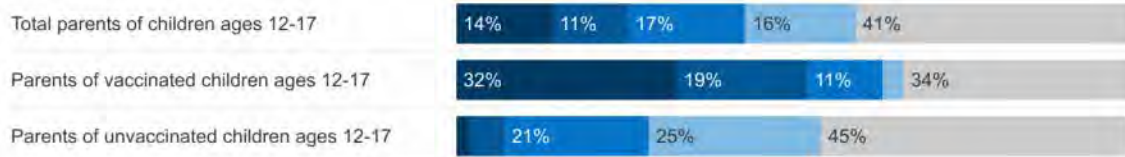
Figure 21

## Large Share Of Parents Of 12-17 Year Olds Do Not Know If Their Child's Friends, Classmates Have Been Vaccinated

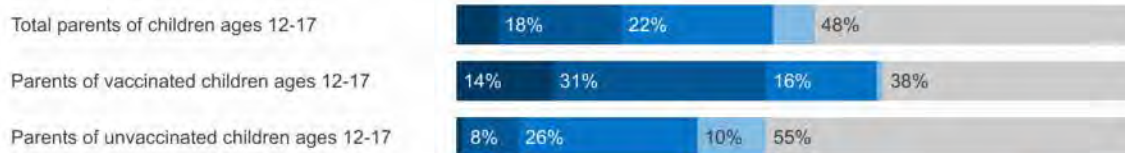
Thinking about your child between the ages of 12 and 17.../Thinking about the school your child between the ages of 12 and 17 attends...

■ All or most ■ About half ■ Just a few ■ None ■ Don't know

**Would you say all or most of your child's close friends have been vaccinated for COVID-19, about half, just a few, have none of your child's close friends been vaccinated, or do you not know?**



**Do you think all or most children who attend your child's school have been vaccinated for COVID-19, about half, just a few, have none of them been vaccinated, or do you not know?**



NOTE: Among parents or guardians of children ages 12-17. See topline for full question wording.  
SOURCE: KFF COVID-19 Vaccine Monitor: Parents and the Pandemic (Jul, 15-Aug, 2, 2021).

[KFF COVID-19 Vaccine Monitor](#)



## Sources of Information and Information Needs

Throughout efforts to vaccinate adults for COVID-19, the Vaccine Monitor has documented gaps in information about COVID-19 vaccines, including that [Black and Hispanic adults and those with lower incomes have been more likely to say they don't have enough information](#) about vaccine side effects and access.

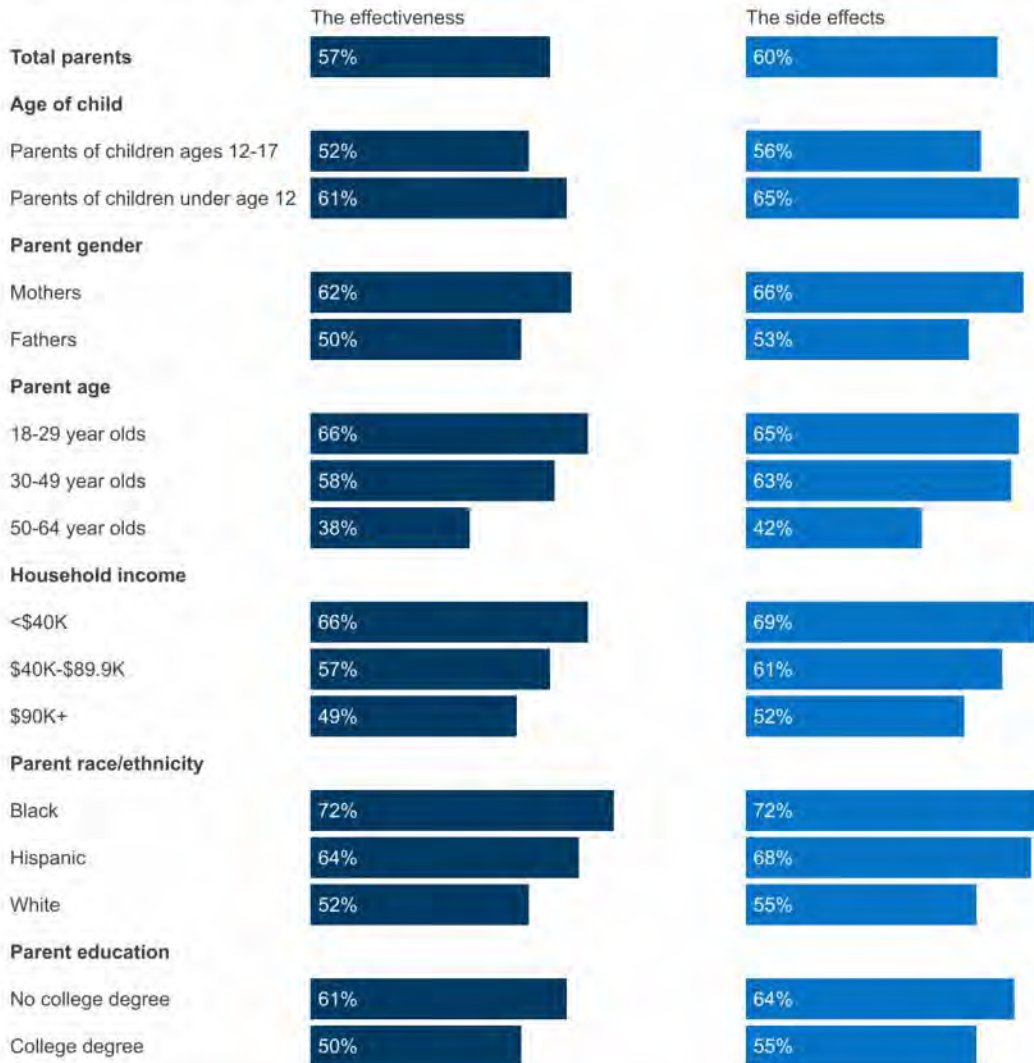
The latest survey finds that the same is true when it comes to parents' feelings about information on COVID-19 vaccines for children. While about four in ten parents say they have enough information, over half say they don't have enough information about the effectiveness (57%) or the potential side effects (60%) of the COVID-19 vaccines in children.

Larger shares of mothers, younger parents, Black and Hispanic parents, those with lower incomes, and parents without a college degree say they don't have enough information about effectiveness and side effects of vaccines in kids compared to fathers, older parents, White parents, and those with higher incomes and college degrees.

Figure 22

## Younger Parents, Black And Latino Parents More Likely To Say They Do Not Have Enough Information About The Effectiveness, Side Effects Of COVID-19 Vaccine In Children

Percent of parents who say they feel they **do not have enough information** about each of the following when it comes to COVID-19 vaccines in children:



NOTE: See topline for full question wording.

SOURCE: KFF COVID-19 Vaccine Monitor: Parents and the Pandemic (Jul. 15-Aug. 2, 2021).

KFF COVID-19  
Vaccine Monitor

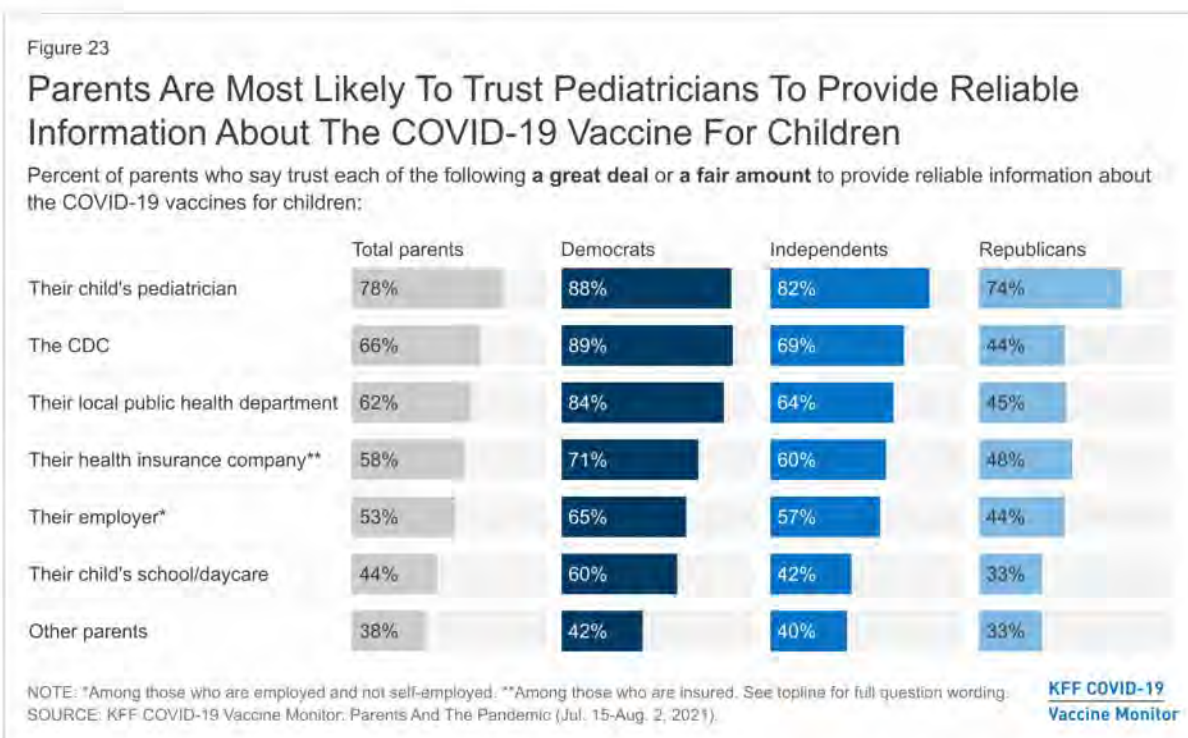
## Parents' Trusted Sources Of Information On COVID-19 Vaccines For Kids

Overall, pediatricians are a top source for trusted information when it comes to COVID-19 vaccines and children. About eight in ten parents overall (78%) say they trust their child's pediatrician "a great deal" or



“a fair amount” to provide reliable information about COVID-19 vaccines for kids. Over six in ten also say they trust the CDC (66%) and their local public health department (62%) at least a fair amount, while a majority of insured parents trust their health insurance company (58%) and over half of working parents trust their employer (53%). Schools and other parents are lower on parents’ list of trusted information sources, with 44% saying they trust their child’s school or daycare for vaccine information and 38% saying the same about other parents they know.

Reflecting partisan divisions in trusted information sources among all adults in [previous Vaccine Monitor reports](#), parents who identify as Republicans are far less likely than those who identify as Democrats to trust most sources of information, with the exception of pediatricians (who are highly trusted by parents across the political spectrum) and other parents (who rank lower as a trusted resource regardless of partisanship).

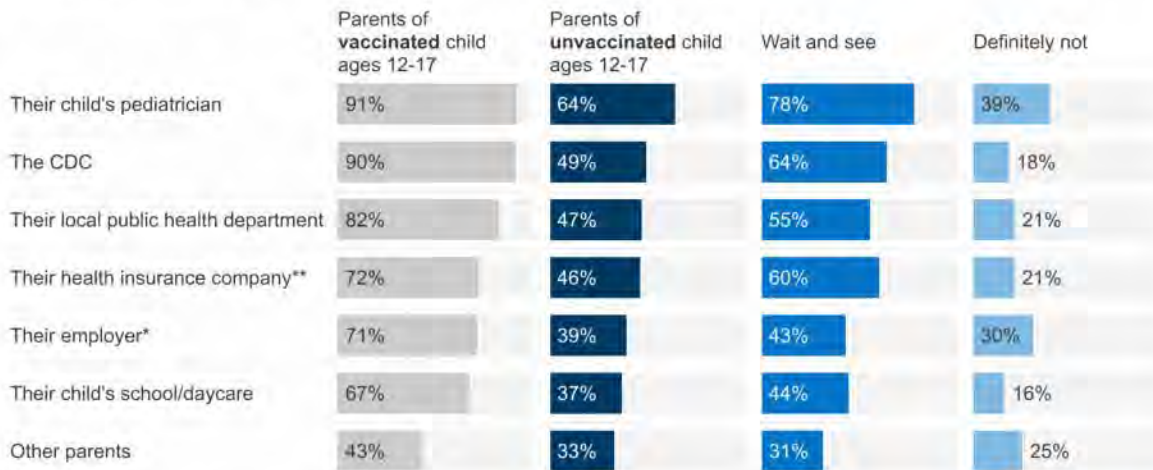


A key target group for information is parents of *unvaccinated* children ages 12-17, who are currently eligible to receive a COVID-19 vaccine. Among these parents, nearly two-thirds (64%) trust their child’s pediatrician at least a fair amount to provide reliable information about COVID-19 vaccines and children, but fewer than half trust any of the other information sources tested. Notably, among those who say they will “definitely not” vaccinate their child, four in ten (39%) say they trust their child’s pediatrician and fewer than one-third put at least a fair amount of trust in any of the other information sources included in the survey.

Figure 24

### Parents Who Say They Will Not Vaccinate Their Child For COVID-19 Are Less Trusting Of Vaccine Information Sources

Percent of parents who say trust each of the following a **great deal** or a **fair amount** to provide reliable information about the COVID-19 vaccines for children:



NOTE: \*Among those who are employed and not self-employed. \*\*Among those who are insured. See topline for full question wording.  
SOURCE: KFF COVID-19 Vaccine Monitor: Parents And The Pandemic (Jul. 15-Aug. 2, 2021).

[KFF COVID-19 Vaccine Monitor](#)

## Parents' Vaccine Conversations with Pediatricians And With Their Children

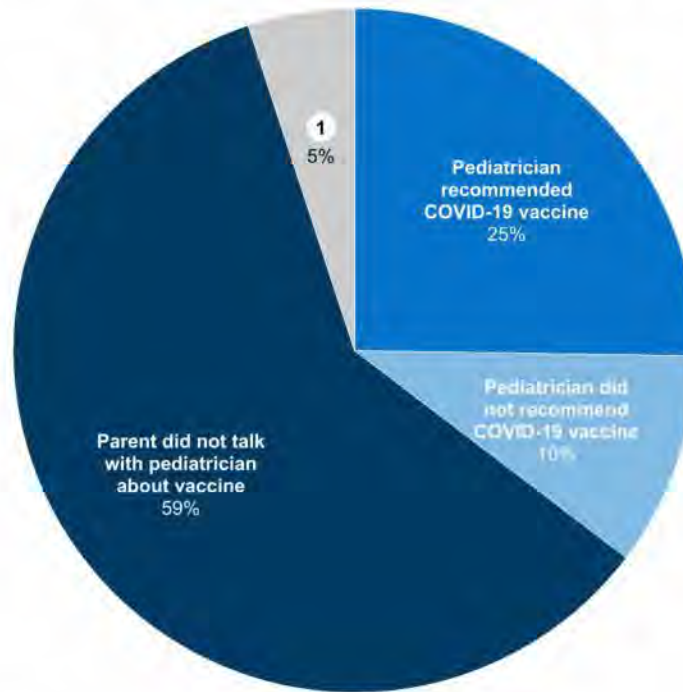
While pediatricians are a top trusted source of information, most parents have not yet discussed COVID-19 vaccinations with their child's pediatrician. Three in ten parents of children under age 18 say they have talked to their children's pediatrician about the COVID-19 vaccine, including a somewhat higher share of parents who have children between the ages of 12-17 (35%). Among parents of children in this age range who discussed the vaccine with their child's pediatrician, 72% (one quarter of all parents of 12-17 year-olds) say the pediatrician recommended that their child get vaccinated for COVID-19.



Figure 25

### One-Quarter Of Parents Of 12-17 Year-Olds Say Pediatrician Recommended COVID-19 Vaccine, But Majority Have Not Discussed Vaccination With Pediatrician

Have you talked to your children's pediatrician about the COVID-19 vaccine, or not? IF YES: Thinking about your child between the ages of 12 and 17, did your child's pediatrician recommend that your child get vaccinated for COVID-19, or not?



1 Does not have a pediatrician (Vol.)

NOTE: Among parents of children ages 12-17. See topline for full question wording.  
SOURCE: KFF COVID-19 Vaccine Monitor: Parents And The Pandemic (Jul. 15-Aug. 2, 2021)

[KFF COVID-19 Vaccine Monitor](#)

Parents who say their child's pediatrician recommended vaccination are about two and half times as likely to say their child has received a COVID-19 vaccine compared to parents who did not talk to a pediatrician or say the pediatrician did not recommend vaccination (75% vs. 31%). However, the extent to which a pediatrician's recommendation was a deciding factor for these parents is unclear, since parents who are more inclined towards getting their children vaccinated for COVID-19 may have been more likely to initiate these conversations with pediatricians in the first place.

Figure 26

### Parents Whose Child's Pediatrician Recommended The COVID-19 Vaccine Are Far More Likely To Say Their Child Has Been Vaccinated

Thinking about your child between the ages of 12 and 17, have they received at least one dose of a COVID-19 vaccine, or not? IF NOT: As you may know, the FDA has authorized the Pfizer COVID-19 vaccine for use in children ages 12 and up. Thinking about your child between the ages of 12 and 17, do you think you will...?



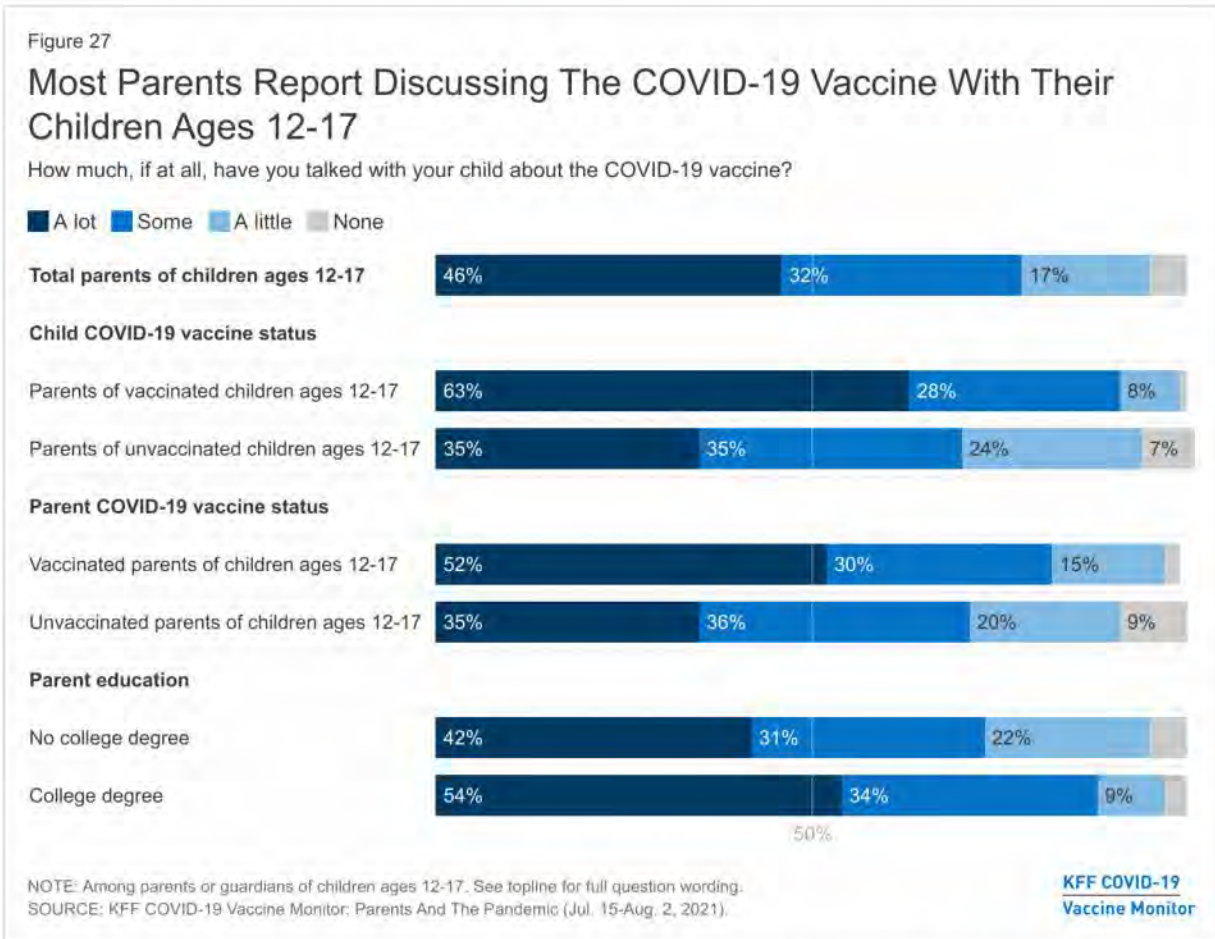
NOTE: Among parents or guardians of children ages 12-17. April 2021 question wording: "Once there is a COVID-19 vaccine authorized and available for your child's age group, do you think you will...?" See topline for full question wording.

SOURCE: KFF COVID-19 Vaccine Monitor: Parents And The Pandemic (Jul. 15-Aug. 2, 2021)

**KFF COVID-19  
Vaccine Monitor**

Parents more commonly report discussing the COVID-19 vaccine with their children than with their pediatrician. Among parents of 12-17 year-olds, nearly half (46%) say they have talked with their child about the vaccine "a lot" and another third (32%) say they have discussed it "some." Parents with college degrees and those who have received the COVID-19 vaccine themselves are more likely to report discussing the vaccine with their adolescent children. In addition, more than six in ten parents of children who have received at least one dose of the vaccine say they have talked with their child "a lot" about the vaccine compared with about a third (35%) of parents of unvaccinated 12-17 year-olds.





About one-third of parents of children ages 12-17 say their child has expressed any concerns to them about getting a COVID-19 vaccine, including one quarter (24%) of parents of vaccinated children and four in ten (41%) parents of unvaccinated children.

Among parents of unvaccinated children ages 12-17, one in eight (12%) say their child has told them that they want to get the vaccine.

Figure 28

### Four In Ten Parents Of Unvaccinated 12-17 Year Olds Say Their Child Has Expressed Concerns About Getting The Vaccine

Has your child expressed any concerns to you about getting the vaccine, or not?

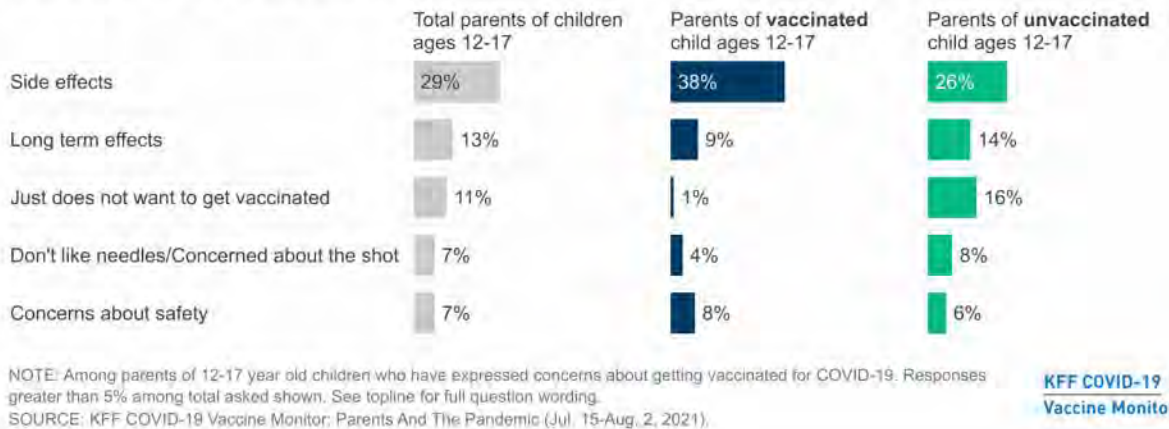


When asked to say in their own words the main concern their child has expressed, side effects are at the top of the list, with 29% of parents of children who expressed a concern saying this was their main concern (38% of parents of vaccinated children and 26% of unvaccinated). The second- and third-ranked concerns among parents of *unvaccinated* children who expressed concerns are not wanting to get the vaccine (16%) and concerns about long-term effects (14%). Among parents of vaccinated children who expressed concerns, 9% say their child was concerned about long-term effects and 8% expressed concerns about the safety of the vaccine.

Figure 29

### Side Effects Were The Most Common Concern About The COVID-19 Vaccine That 12 to 17 Year Olds Expressed To Their Parents

What is the **main concern** your child has expressed about getting a COVID-19 vaccine? (*open-ended*)





## Endnotes

---

<sup>1</sup> The survey was conducted July 15 through August 2, with the bulk of interviews being conducted before the most recent data from the CDC indicating the increased risk of the Delta variant to both unvaccinated and vaccinated people. Therefore, the survey may not capture any recent uptick in child vaccinations due to the latest surge in cases.

<sup>2</sup> COVID-19 Vaccines While Pregnant or Breastfeeding (U.S. Centers for Disease Control and Prevention, June 29, 2021). Accessed August 9, 2021. <https://www.cdc.gov/coronavirus/2019-ncov/vaccines/recommendations/pregnancy.html>

**From:** Drew Altman  
**Sent:** Tue, 10 Aug 2021 15:23:37 +0000  
**To:** Choucair, Bechara N. EOP/WHO  
**Cc:** Walensky, Rochelle (CDC/OD); Vivek Murthy; david kessler;  
(b)(6)  
**Subject:** Re: Monitor Report: Parents, Kids, Schools  
**Attachments:** image002.png

Hi. 5 am eastern tomorrow.

Drew Altman, Ph.D  
President and CEO, KFF  
Founding Publisher, KHN  
<http://kff.org>  
<http://khn.org>  
Sent from my iPhone.

On Aug 10, 2021, at 8:22 AM, Choucair, Bechara N. EOP/WHO  
(b)(6) wrote:

Thanks Drew. As always, this is very helpful. Is this still embargoed? If so, till when?

Bechara

Bechara Choucair, MD  
Vaccinations Coordinator  
White House COVID Response Team

(b)(6)

---

**From:** Drew Altman (b)(6)  
**Sent:** Tuesday, August 10, 2021 10:07 AM  
**To:** Choucair, Bechara N. EOP/WHO <(b)(6)>; Rochelle Walensky, MD, MPH  
(aux7@cdc.gov) <aux7@cdc.gov>; (b)(6); Choucair, Bechara N.  
EOP/WHO (b)(6) david kessler <(b)(6)>  
(b)(6)  
**Subject:** [EXTERNAL] Monitor Report: Parents, Kids, Schools

Hi folks, this is our Monitor Report on parents, kids and schools as promised.

We have the scoop on the issue of the moment, masks in schools. A very solid majority favor school masking requirements (63%), with 36% opposing. That 36% is made up of the usual suspects and of course is large enough to make some trouble in parts of the country and generate news.

A few other observations but it's a very rich report and you will find other elements of use:



- At this point in time, asking unvaccinated students/staff to wear masks in school is more broadly popular than vaccine mandates. Prohibitions against schools requiring masks (which seven states now have, may only be a political winner in deep-red communities.
- Parents are more apprehensive about vaccinating their kids than they are themselves – with the unknowns about the long-term effects being a big concern. This may be in part because vaccines haven't been available as long for teens and aren't available yet at all for younger kids. Assuming there aren't new side effects that crop up with kids, it's likely that their reluctance will fade over time and as the vaccine becomes available to more kids. Especially for Vivek, pediatricians recommending it could go a long way, as they are the most trusted source for all parents, regardless of their political persuasion. It would make sense to rally pediatricians in a campaign. And concerns about long term impacts on fertility remain an issue to go after and can be a target as you hammer misinformation.
- Access and cost concerns remain an issue for parents of color and low-income families. The findings suggest that working parents whose employers offer paid time off to get their kids' vaccinated and recover from side effects are more likely to have gotten their teens a shot – so that could help for some families if such benefits were more widely available (and known about).

As always I hope this is helpful!

Drew

**Drew Altman, Ph.D.**  
President and CEO, Kaiser Family Foundation  
Founding Publisher, KHN

San Francisco, CA  
[DAltman@kff.org](mailto:DAltman@kff.org) / [@DrewAltman](https://twitter.com/DrewAltman) / 850 854 9400

<image002.png>

See my latest columns: [kff.org/from-drew-altman/](https://www.kff.org/author/drew-altman/)

Stay connected with:  
[kff.org](https://www.kff.org/) / [email](#) / [twitter](#) / [facebook](#)  
[khn.org](https://www.khn.org/) / [email](#) / [twitter](#) / [facebook](#)

**From:** Choucair, Bechara N. EOP/WHO  
**Sent:** Tue, 10 Aug 2021 15:22:25 +0000  
**To:** Drew Altman; Walensky, Rochelle (CDC/OD); Vivek Murthy; david kessler;  
(b)(6)  
**Subject:** RE: Monitor Report: Parents, Kids, Schools

Thanks Drew. As always, this is very helpful. Is this still embargoed? If so, till when?

Bechara

Bechara Choucair, MD  
Vaccinations Coordinator  
White House COVID Response Team

(b)(6)

---

**From:** Drew Altman (b)(6)  
**Sent:** Tuesday, August 10, 2021 10:07 AM  
**To:** Choucair, Bechara N. EOP/WHO (b)(6) Rochelle Walensky, MD, MPH (aux7@cdc.gov) <aux7@cdc.gov>; Vivek Murthy (b)(6); Choucair, Bechara N. EOP/WHO (b)(6); david kessler (b)(6)  
(b)(6)  
**Subject:** [EXTERNAL] Monitor Report: Parents, Kids, Schools

Hi folks, this is our Monitor Report on parents, kids and schools as promised.

We have the scoop on the issue of the moment, masks in schools. A very solid majority favor school masking requirements (63%), with 36% opposing. That 36% is made up of the usual suspects and of course is large enough to make some trouble in parts of the country and generate news.

A few other observations but it's a very rich report and you will find other elements of use:

- At this point in time, asking unvaccinated students/staff to wear masks in school is more broadly popular than vaccine mandates. Prohibitions against schools requiring masks (which seven states now have, may only be a political winner in deep-red communities.
- Parents are more apprehensive about vaccinating their kids than they are themselves – with the unknowns about the long-term effects being a big concern. This may be in part because vaccines haven't been available as long for teens and aren't available yet at all for younger kids. Assuming there aren't new side effects that crop up with kids, it's likely that their reluctance will fade over time and as the vaccine becomes available to more kids. Especially for Vivek, pediatricians recommending it could go a long way, as they are the most trusted source for all parents, regardless of their political persuasion. It would make sense to rally pediatricians in a campaign. And concerns about long term impacts on fertility remain an issue to go after and can be a target as you hammer misinformation.
- Access and cost concerns remain an issue for parents of color and low-income families. The findings suggest that working parents whose employers offer paid time off to get their kids'



vaccinated and recover from side effects are more likely to have gotten their teens a shot – so that could help for some families if such benefits were more widely available (and known about).

As always I hope this is helpful!

Drew

**Drew Altman, Ph.D.**  
President and CEO, Kaiser Family Foundation  
Founding Publisher, KHN

San Francisco, CA  
[DAltman@kff.org](mailto:DAltman@kff.org) / [@DrewAltman](https://www.twitter.com/DrewAltman) / 650 854 9400

**KFF**

See my latest columns: [kff.org/from-drew-altman/](https://www.kff.org/from-drew-altman/)

Stay connected with:  
[kff.org](https://www.kff.org) / [email](#) / [twitter](#) / [facebook](#)  
[khn.org](https://www.khn.org) / [email](#) / [twitter](#) / [facebook](#)

**From:** Drew Altman  
**Sent:** Mon, 28 Jun 2021 15:56:09 +0000  
**To:** Vivek Murthy; Bechara Choucair ([REDACTED] (b)(6)) Andy Slavitt  
[REDACTED] (b)(6); david kessler; Walensky, Rochelle (CDC/OD); Smith, Marcella;  
anthony.fauci@nih.hhs.gov  
**Subject:** EMBARGOED Vaccine Monitor materials - for use 3 AM ET Wednesday June 30  
**Attachments:** EMBARGOED KFF June Vaccine Monitor Report - for use at 3 AM ET Wednesday  
June 30.pdf, EMBARGOED KFF June VM News Release - for use at 3 AM ET Wednesday June 30.pdf,  
EMBARGOED Topline KFF June VM - for use at 3 AM ET Wednesday June 30.pdf

I am sending along our new Monitor Report. There are no bombshells that I can see. There is a lot here but I emphasized the role of employers this time, to underscore that at this juncture the government doesn't shoulder all the responsibility for getting people vaccinated. We continue to find that full FDA authorization could matter, but as on most things, public knowledge of the current status of vaccine authorization is hazy.

The highlighted finding: "About three-quarters of workers whose employers encourage getting a vaccine (73%) or offer paid time off to do so (75%) say they have gotten at least one shot, significantly more than the shares whose employers don't encourage vaccination (41%) or don't offer paid time off (51%). The differences persist even after controlling for workers' age, race and ethnicity, education, income, party identification and other demographic characteristics".

I hope you all find time for a real fourth of July holiday. I just returned from several days [REDACTED] (b)(6) in Carson City Nevada; sadly, Carson City itself is a giant focus group in vaccine hesitancy and online misinformation, and far from the worst Nevada has to offer. We got through to a few of them.

Best,

Drew

Drew Altman, Ph.D.  
President and CEO, Kaiser Family Foundation  
Founding Publisher, KHN

San Francisco, CA  
[DAltman@kff.org](mailto:DAltman@kff.org) / [@DrewAltman](https://twitter.com/DrewAltman) / 650.854.9400

**KFF**

See my latest columns: [kff.org/from-drew-altman/](https://kff.org/from-drew-altman/)

Stay connected with:

[kff.org](https://kff.org) / [email](#) / [twitter](#) / [facebook](#)  
[khn.org](https://khn.org) / [email](#) / [twitter](#) / [facebook](#)



June 2021 | COVID-19 Vaccine Monitor

## KFF COVID-19 Vaccine Monitor – June 2021

*The KFF COVID-19 Vaccine Monitor is an ongoing research project tracking the public's attitudes and experiences with COVID-19 vaccinations. Using a combination of surveys and qualitative research, this project tracks the dynamic nature of public opinion as vaccine development and distribution unfold, including vaccine confidence and acceptance, information needs, trusted messengers and messages, as well as the public's experiences with vaccination.*

### Key Findings

- With signs around the country that COVID-19 vaccine supply is now outpacing demand, the latest KFF COVID-19 Vaccine Monitor finds that nearly two-thirds of adults (65%) have received at least one vaccine dose, with only a small share (3%) saying they intend to get the vaccine as soon as they can. While vaccine intentions vary by party, race, ethnicity, age, and other demographics, at least half across most demographic groups now report being vaccinated, with the exception of those who lack health insurance, 48% of whom say they have received at least one dose of a COVID-19 vaccine.
- In a new measure, we find that most adults live in homogenous households when it comes to COVID-19 vaccination status, with three-quarters (77%) of vaccinated adults saying *everyone in their household* is vaccinated and a similar share (75%) of unvaccinated adults saying *no one they live with* is vaccinated. Overall, half of adults report living in vaccinated households and one in four live in fully unvaccinated households. The remainder, about one in five adults, live in households with both vaccinated and unvaccinated household members including some households with children under the age of 12 who are not currently eligible to receive a vaccine. Notably, two-thirds of Democrats report living in all-vaccinated households while four in ten Republicans (39%) report living in all-unvaccinated homes.
- With COVID-19 case rates at record lows and much of the country re-opening, most adults (76%) are optimistic that the U.S. is nearing the end of the pandemic. However, this optimism has the potential to hamper further vaccination efforts, with half of unvaccinated adults saying that the number of cases is now so low there is no need for more people to get the vaccine.
- Consistent with last month's results, three in ten unvaccinated adults, rising to about half of those in the "wait and see" group, say they would be more likely to get vaccinated if one of the vaccines currently authorized for emergency use were to receive full approval from the FDA. However, this finding likely suggests that FDA approval is a proxy for general safety concerns, as two-thirds of adults (including a large majority of unvaccinated adults) either believe the vaccines currently available in the U.S. already have full approval from the FDA or are unsure whether they have full approval or are authorized for emergency use. In terms of other incentives and interventions, a million dollar lottery could motivate about a quarter of the unvaccinated to get a shot, while mobile vaccine clinics motivate about one in six



overall, but notably higher shares of Black (34%) and Hispanic (27%) adults, suggesting such outreach could help further reduce racial and ethnic disparities in vaccination rates.

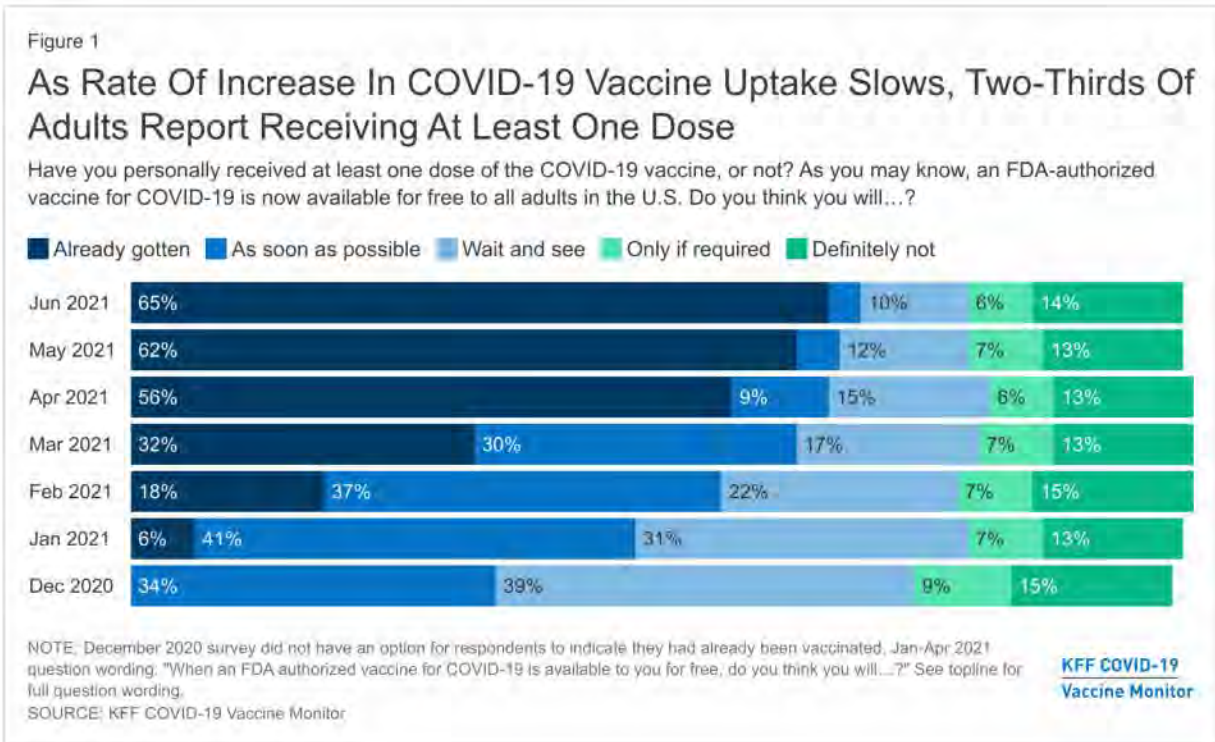
- Two-thirds of employed adults say their employer has encouraged workers to get vaccinated and half say their employer provided them paid time off to get the vaccine or recover from side effects. Notably, workers who say their employer did either one of these things are more likely to report being vaccinated, even after controlling for other demographics, suggesting that more employers encouraging vaccination and offering paid time off could lead to higher vaccination rates among U.S. workers.
- While half the public overall say employers should require their workers to get vaccinated, most workers do not want their own employer to require vaccination, including the vast majority of unvaccinated workers (92%) as well as four in ten workers who are already vaccinated (42%). About four in ten adults say employers should provide cash bonuses or other incentives to workers who get vaccinated, but just 12% of workers say their own employer has offered such an incentive.
- Reported vaccination rates continue to increase among children ages 12-17, with one-third of parents of children in this age range saying their child has received at least one vaccine dose, up from 24% in May. However, many parents are still waiting and one-quarter say they will “definitely not” vaccinate their child. Similar to employer requirements, about half the public overall supports K-12 schools requiring COVID-19 vaccination, but most parents are opposed, with divisions along partisan lines. A somewhat larger share of the public (58%) says colleges and universities should require students to be vaccinated, including 58% of those who say they are currently undergraduate or graduate students.

## **Trends In COVID-19 Vaccination Intentions And Uptake**

Reflecting other data indicating a slowdown in U.S. COVID-19 vaccination rates, the latest KFF COVID-19 Vaccine Monitor reports that about two-thirds of adults (65%) now say they have received at least one dose of a vaccine, up only slightly from May (62%). An additional 3% of adults say they intend to get the vaccine as soon as possible. One in ten adults say they want to “wait and see” before getting vaccinated, trending downward over time but statistically similar to the share that said the same last month (12%). The shares of adults who are more reluctant to get the COVID-19 have remained relatively unchanged since January, with about one in five saying they either will get a vaccine “only if required” for work or other activities (6%) or will “definitely not” get vaccinated (14%).

Among those who say they want to “wait and see” before getting vaccinated, a critical group to efforts to increase the adults vaccination rate, about a quarter (3% of all adults) say they plan to get vaccinated within the next three months. Notably, four in ten adults (37%) in the “wait and see” group say they are likely to wait more than a year before getting vaccinated.





Demographic patterns in vaccine uptake and intentions are similar to those measured in previous surveys, with large majorities of older adults, those with serious health conditions, college graduates, and Democrats saying they have gotten at least one dose of the COVID-19 vaccine. Black and Hispanic adults along with younger adults remain somewhat more likely than their counterparts to say they will “wait and see” before getting vaccinated, while Republicans, rural residents, and White Evangelical Christians continue to be disproportionately more likely to say they will definitely not get vaccinated.

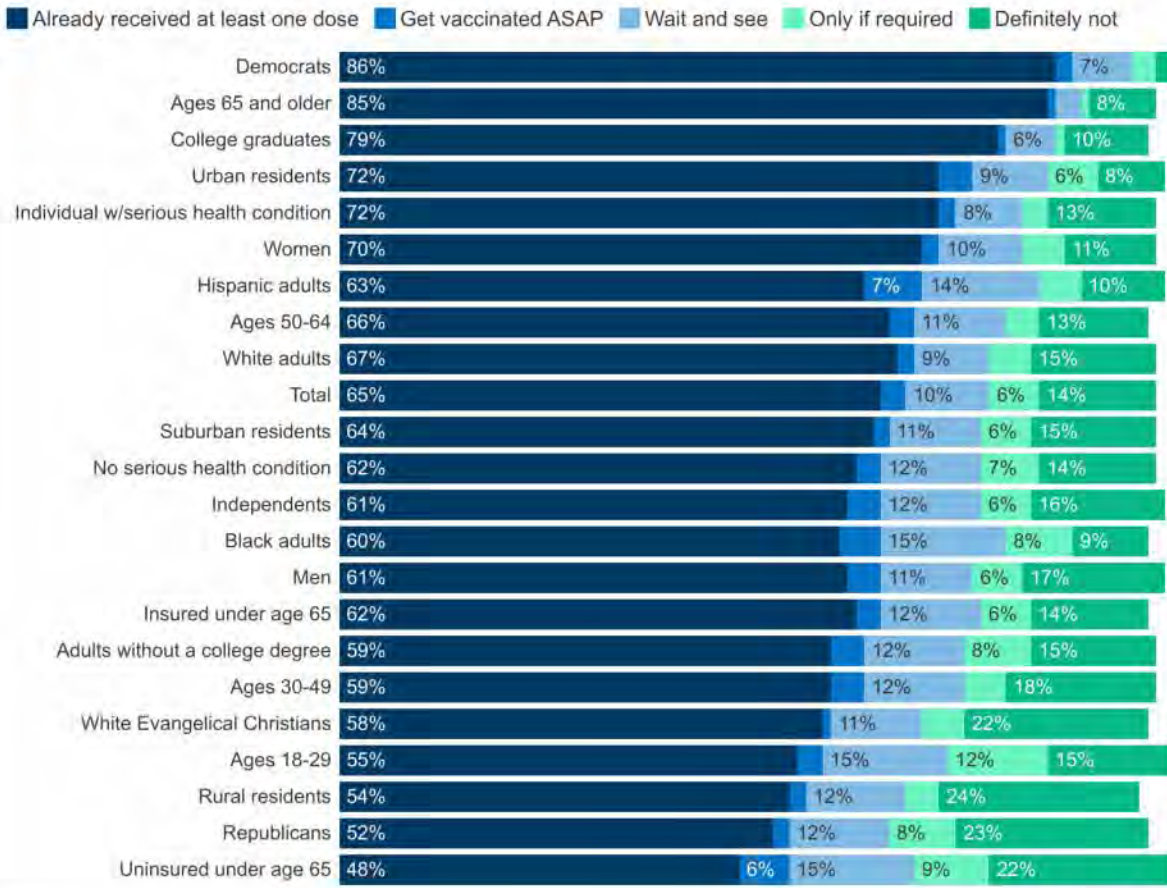
While younger adults remain less likely to report being vaccinated, the largest increases in self-reported vaccination between May and June were among those ages 18-29 (from 48% to 55%) and those ages 30-49 (from 51% to 59%).

There remains a large gap in vaccine uptake across education, with about eight in ten college graduates (79%) saying they have gotten at least one dose of the COVID-19 vaccine, compared to about six in ten adults without a degree who say the same (59%). There is also a large gap among adults under age 65 by insurance status, with 62% of insured adults reporting receiving at least one dose compared to about half (48%) of uninsured adults. Notably, however, with the exception of individuals without health insurance, at least half of adults across all demographic subgroups say they have received at least one dose of a vaccine.

Figure 2

## Across Most Subgroups, At Least Half Report Receiving A COVID-19 Vaccine

Have you personally received at least one dose of the COVID-19 vaccine, or not? As you may know, an FDA-authorized vaccine for COVID-19 is now available for free to all adults in the U.S. Do you think you will...?



NOTE: See topline for full question wording.  
SOURCE: KFF COVID-19 Vaccine Monitor (June 8-21, 2021)

KFF COVID-19  
Vaccine Monitor

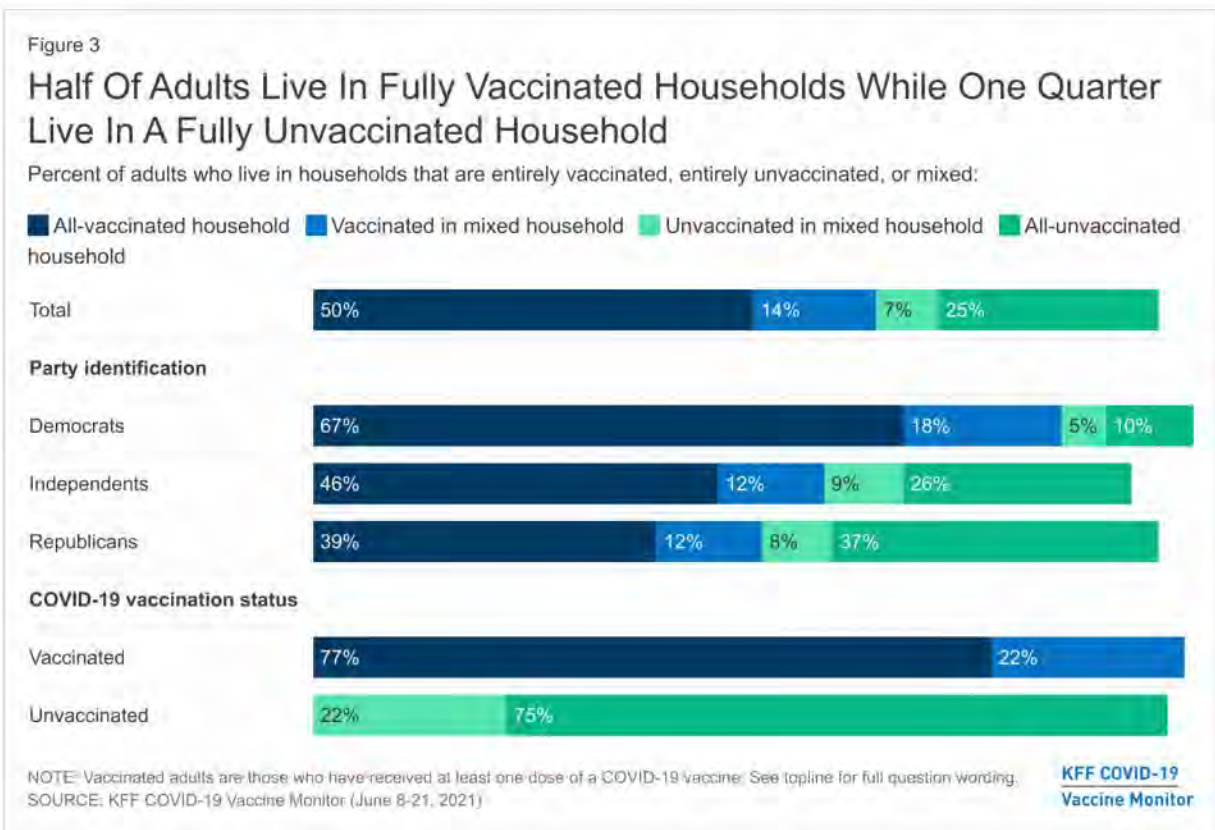
A gender gap in vaccine uptake has emerged over the past several months, and women are now 9 percentage points more likely to report being vaccinated than men (70% vs. 61%), and a larger share of men than women say they will “definitely not” get the vaccine (17% vs. 11%). This difference appears to largely reflect differences in partisan identification between men and women, with 43% of men identifying as Republicans or Republican-leaning independents compared to 27% of women. In fact, self-reported vaccination rates are similar by partisanship across genders with half of Republicans and Republican-leaning men and women reporting receiving at least one dose (50% of men and 52% of women) compared to eight in ten Democratic men and women (78% of men and 82% of women).



## Vaccination Status of Households

This month's Monitor finds that most U.S. households are homogeneous when it comes to their COVID-19 vaccination status. Half of adults report living in a vaccinated household (those in which every household member has received at least one dose of a COVID-19 vaccine) while one in four live in fully unvaccinated households (those in which no household member has been vaccinated) and about one in five live in a household with both vaccinated and unvaccinated individuals. Across partisans, two-thirds of Democrats say they live in a fully vaccinated household while nearly four in ten Republicans (37%) say they live in a fully unvaccinated household.

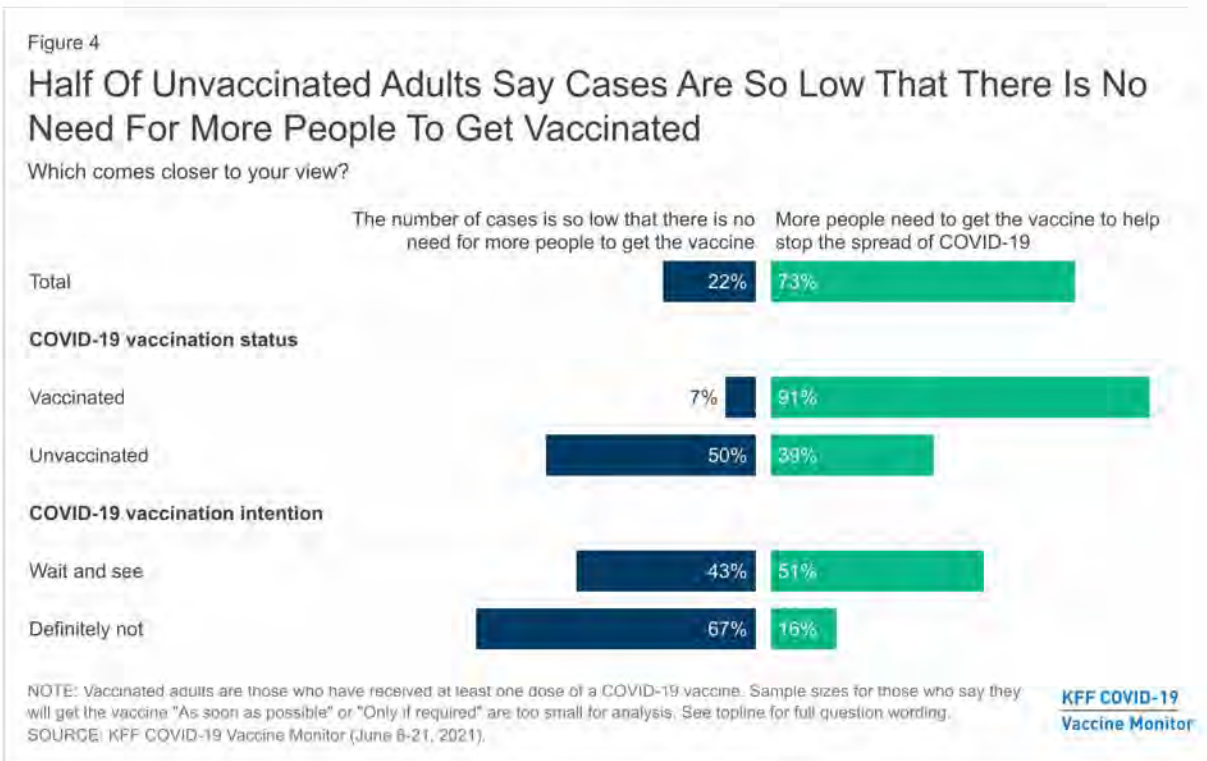
Three in four vaccinated adults (77%) say they live in fully vaccinated households while a similar share of unvaccinated adults (75%) say everyone in their household is *unvaccinated*. Among vaccinated adults living in a mixed-status household, one-third (34%) say all the unvaccinated members of their household are under age 12 and therefore ineligible to receive a COVID-19 vaccine, while the majority (65%) say at least one of their unvaccinated household members is age 12 or over and therefore eligible to get vaccinated.



## How Optimism About The Pandemic’s End May Affect Vaccination Efforts

With COVID-19 cases at their lowest point since testing became widely available, and as the nation continues to open up with increased travel, large public events returning, and mask mandates being rescinded, about three-quarters of the public (76%) say they are optimistic that the U.S. is nearing the end of the COVID-19 pandemic. Vaccinated adults are somewhat more likely than those who are unvaccinated to express optimism, though large shares of both groups are optimistic (78% vs. 70%).

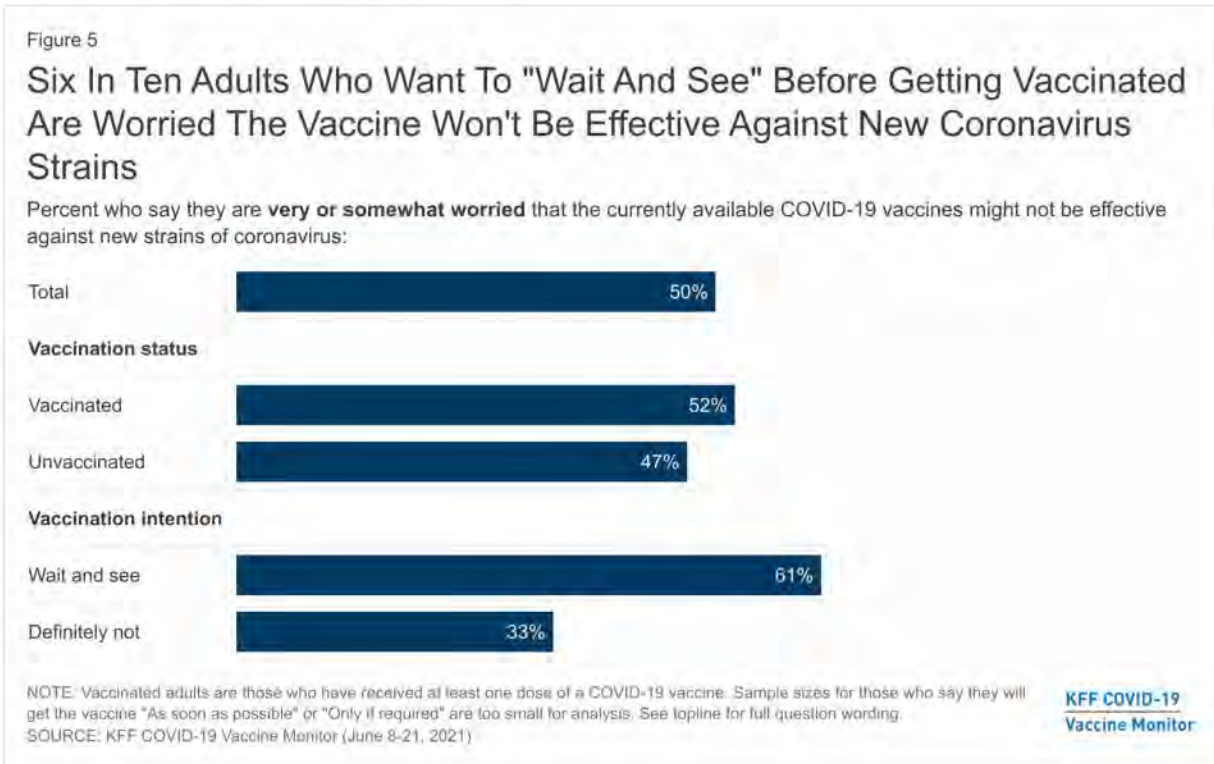
Public optimism about the end of the pandemic has the potential to hinder further vaccination efforts if low case rates decrease people’s sense of risk and therefore decrease their sense of urgency about getting vaccinated. The latest Monitor finds some evidence that this may be happening to a certain extent among unvaccinated adults. Overall, 73% of the public feels that “more people need to get the vaccine to help stop the spread of COVID-19,” while 22% say the number of cases “is so low that there is no need for more people to get the vaccine.” While the vast majority (91%) of vaccinated adults say that more people need to get vaccinated, half of unvaccinated adults say cases are so low that additional vaccinations are not necessary. This includes 43% in the potentially convertible “wait and see” group as well as two-thirds of those who say they will “definitely not” get the vaccine.



Concerns about the efficacy of the COVID-19 vaccines against new coronavirus variants could also deter some from getting vaccinated. Nearly half of unvaccinated adults, including six in ten of those in the “wait



and see” group say they are worried that the currently available COVID-19 vaccines might not be effective against new strains of coronavirus.



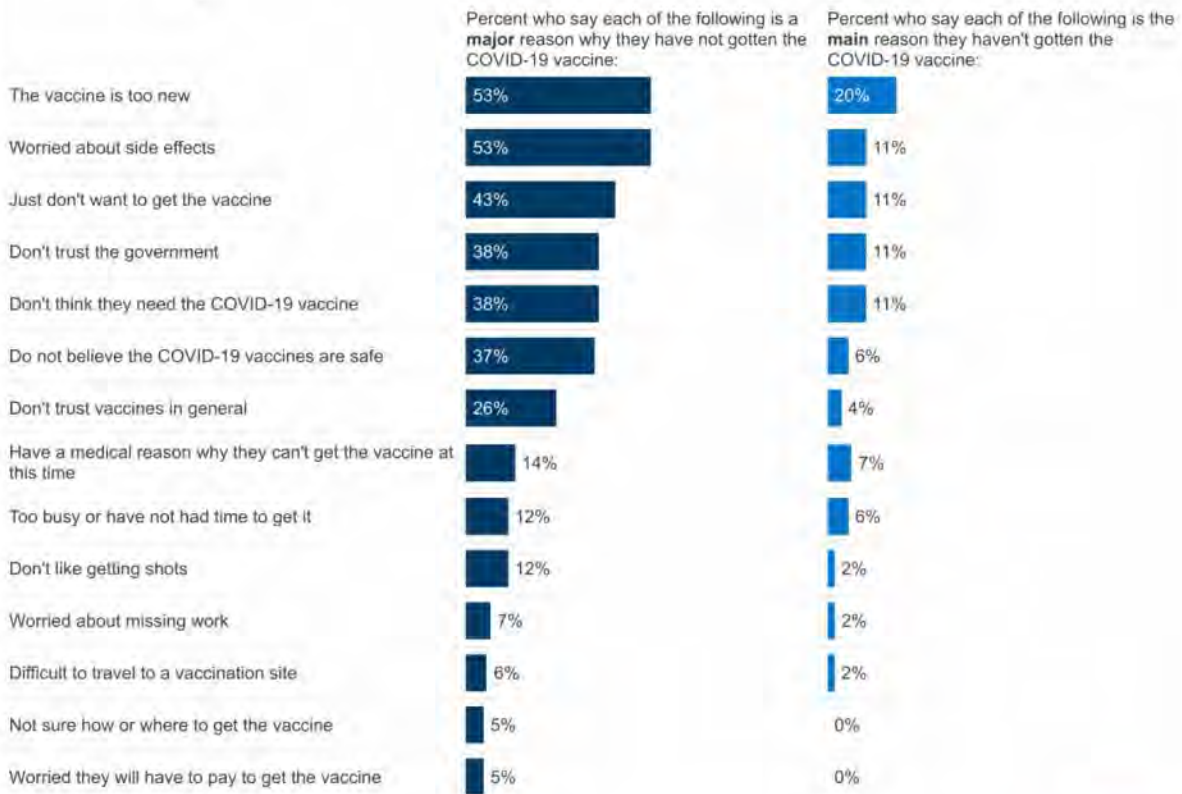
## Reasons Why Some Adults Remain Unvaccinated

Unvaccinated adults cite a variety of reasons why they have not gotten a COVID-19 vaccine, with half citing worries about side effects and the newness of the vaccine as major reasons (53% each). Other major reasons include just not wanting to get the vaccine (43%), not trusting the government (38%), thinking they do not need the vaccine (38%), not believing the COVID-19 vaccines are safe (37%), and not trusting vaccines in general (26%). Fewer cite as major reasons that they have a medical reason for not getting vaccinated (14%), they are too busy or have not had the time to get it (12%), they don't like getting shots (12%), they are worried about missing work (7%), they would have difficulty traveling to a vaccination site (6%), they are worried about having to pay (5%), or they are not sure how or where to get the vaccine (5%).

When unvaccinated adults are asked to choose the *main* reason they have not yet gotten the COVID-19 vaccine, one in five cite the newness of the vaccine, followed by 11% each who say the main reason is that they are worried about side effects, they don't trust the government, they don't think they need the vaccine, and they just don't want to get the vaccine.

Figure 6

### Newness Of COVID-19 Vaccines And Worries About Side Effects Are Top Reasons Why Some Remain Unvaccinated



NOTE: Based on those who have not gotten the COVID-19 vaccine.  
SOURCE: KFF COVID-19 Vaccine Monitor (June 8-21, 2021)

KFF COVID-19  
Vaccine Monitor

Reasons for not getting vaccinated differ between those in the “wait and see” group and those who say they will “definitely not” get vaccinated, as well as between unvaccinated adults with different partisan identities and those from different racial and ethnic backgrounds. While the newness of the vaccine and worries about side effects are prominent across groups, the vaccine’s newness is cited as a major reason by a larger share of those in the “wait and see” group compared to the “definitely not” group (67% vs. 52%). By contrast, those in the “definitely not” group are much more likely than those in the “wait and see” group to say they just don’t want to get the vaccine (63% vs. 25%), they don’t trust the government (55% vs. 29%), they don’t think they need the vaccine (54% vs. 21%), and that they don’t believe the vaccines are safe (50% vs. 31%).

When asked to choose the main reason they haven’t gotten vaccinated, the top two answers among the “wait and see” group are that the vaccine is too new (38%) and that they are worried about side effects (18%); among the “definitely not” group, the top reasons are they don’t trust the government (19%) and they just don’t want to get vaccinated (12%).



Consistent with [previous research](#), unvaccinated Hispanic and Black adults are more likely than White adults to cite worries about missing work and having to pay for the vaccine as major reasons for not being vaccinated. In addition, unvaccinated Hispanic adults are more likely than unvaccinated White adults to say they are too busy, would have difficulty traveling to a vaccination site, or are not sure how or where to get the vaccine.

By partisanship, larger shares of unvaccinated Republicans than Democrats say they don't want or need the vaccine, they don't trust the government, or don't believe the vaccines are safe. Larger shares of unvaccinated Democrats than Republicans say they are too busy, don't like getting shots, or are worried about missing work.

**Table 1: Major Reasons Why Unvaccinated Adults Have Not Gotten A COVID-19 Vaccine**

Percent who say each is a MAJOR reason why they haven't gotten vaccinated:	Total unvaccinated	COVID-19 Vaccination intention		Race/Ethnicity			Party ID		
		Wait and see	Definitely not	Black	Hispanic	White	Democrat	Independent	Republican
The vaccine is too new	53%	67%	52%	55%	54%	54%	63%	50%	51%
Worried about side effects	53	57	61	55	60	51	57	54	51
Just don't want to get the vaccine	43	25	63	30	34	48	36	34	55
Don't trust the government	38	29	55	31	34	40	25	35	47
Don't think they need the COVID-19 vaccine	38	21	54	27	42	38	25	28	47
Do not believe the COVID-19 vaccines are safe	37	31	50	29	38	40	30	34	46
Don't trust vaccines in general	26	19	38	27	21	26	27	27	26
Have a medical reason why they can't get the vaccine at this time	14	14	17	7	18	15	9	17	14
Too busy or have not had time to get it	12	13	6	17	22	9	17	10	5
Don't like getting shots	12	12	10	17	14	10	22	12	4
Worried about missing work	7	7	3	9	18	3	11	8	3
Difficult to travel to a vaccination site	6	9	3	5	13	4	7	7	4
Not sure how or where to get the vaccine	5	7	2	6	13	2	6	5	1

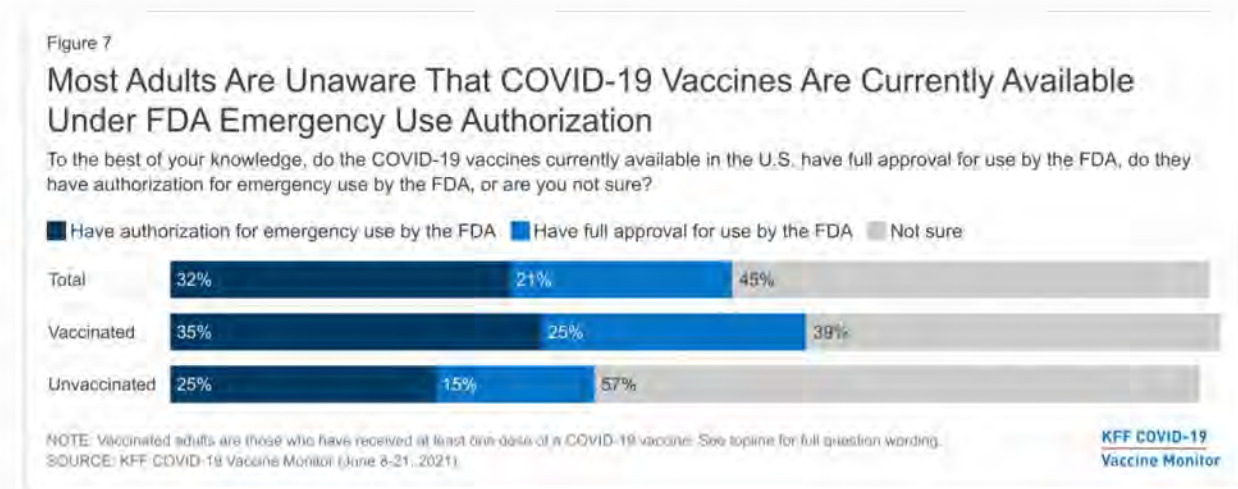
Worried they will have to pay to get the vaccine	5	7	1	10	12	2	6	6	1
--	---	---	---	----	----	---	---	---	---

## What Might Increase Vaccination Rates?

The [May KFF COVID-19 Vaccine Monitor](#) found that if the FDA were to give full approval to one of the COVID-19 vaccines, it could move some unvaccinated adults to get the vaccine. Findings were similar this month with 31% of unvaccinated adults saying they would be more likely to get a vaccine if one of the vaccines currently authorized for emergency use received full approval by the FDA, rising to nearly half of those in the “wait and see” group.

However, this reported increased likelihood does not necessarily reflect a nuanced understanding of the FDA approval process among unvaccinated adults and may be a proxy for more general concerns about safety. Two-thirds of the public either are unsure if the FDA has given full approval of the COVID-19 vaccines (45%) or think it has done so (21%), while just a third (32%) know that the vaccines have only been authorized for emergency use. Among unvaccinated adults, a majority (57%) say they are unsure whether the FDA had granted full approval or only emergency use authorization to the COVID-19 vaccines currently available in the U.S.

Among unvaccinated adults who *are* aware that the vaccines are available under emergency use authorization, a similar share as among all unvaccinated adults – 32% - say they would be more likely to get vaccinated if one of the vaccines were granted full approval by the FDA.

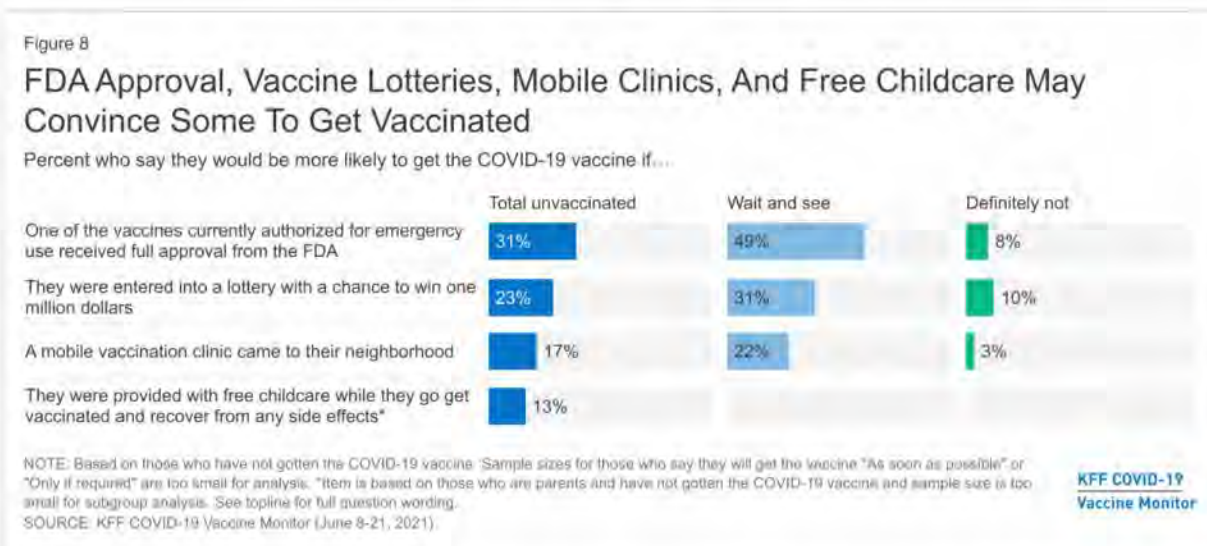


Over the past several months, we have been using the Vaccine Monitor surveys to test a number of potential incentives that may resonate with those who remain unvaccinated. Along with the 31% of unvaccinated adults who say they would be more likely to get the vaccine if the FDA granted full approval, the incentive tested in this month’s Monitor that appears to have the most resonance is a lottery with the



chance to win one million dollars. About one in four (23%) of those who have not been vaccinated, including 31% of those who say they want to “wait and see,” say they would be more likely to get vaccinated if they were entered into a lottery with a chance to win one million dollars. Among the unvaccinated, about a third of adults ages 18 to 29 (33%), Black adults (34%), and those with a household income under \$40,000 (31%) say being entered in a lottery would make them more likely to get the vaccine.

Incentives targeting vaccine access may also help increase vaccination rates and reduce racial and ethnic disparities in who is getting vaccinated. Seventeen percent of unvaccinated adults overall say they would be more likely to get vaccinated if a mobile vaccine clinic came to their neighborhood, a share that rises to nearly one-fourth of unvaccinated Black adults (22%) and one-third of Hispanic adults. In addition, 13% of unvaccinated parents say they would be more likely to get a vaccine if they were provided with free childcare while they get the vaccine and recover from side effects.

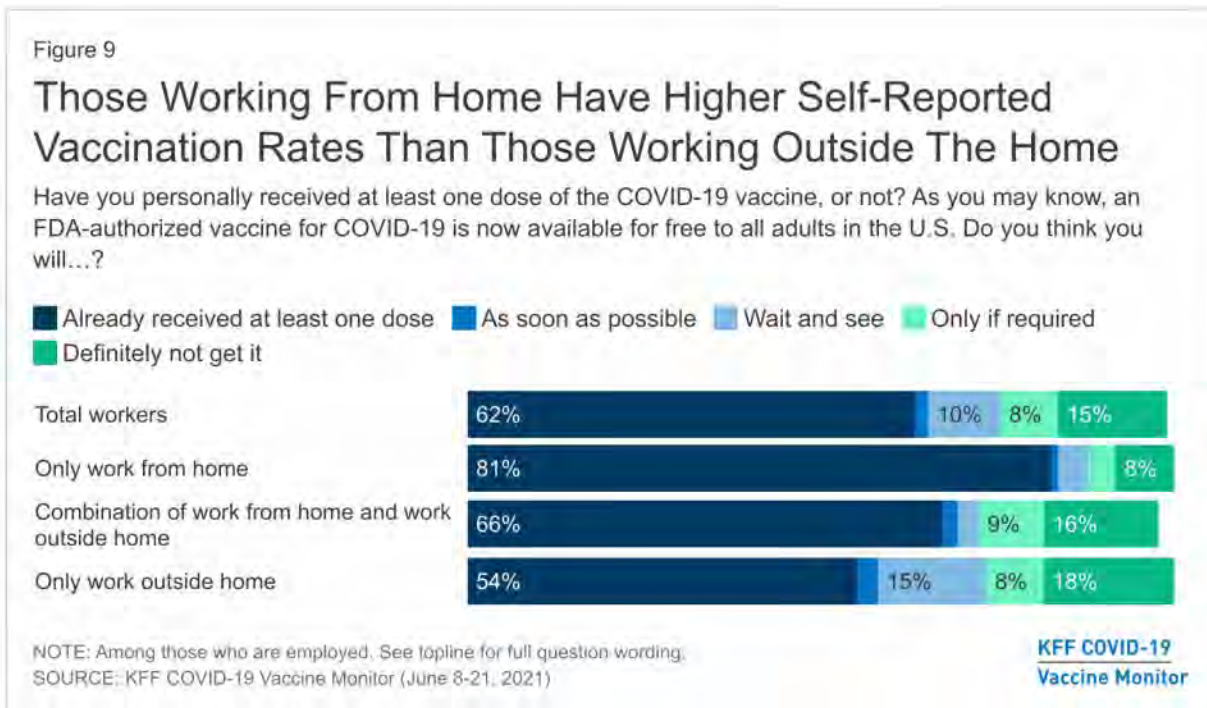


## The Role of Employers in COVID-19 Vaccination

### Workplace Vaccination Status And Feelings Of Safety

With businesses reopening across the country and many workplaces returning to in-person work, employers have a large role to play in providing worker with information about COVID-19 vaccines, encouraging them to get vaccinated, and making sure they can get vaccinated without losing pay. Among adults who are employed at least part-time, most (61%) now say they are working from a location outside their home, while one in five (19%) say they work solely from their home and another one in five (21%) say they work partially at home and partially at another location.

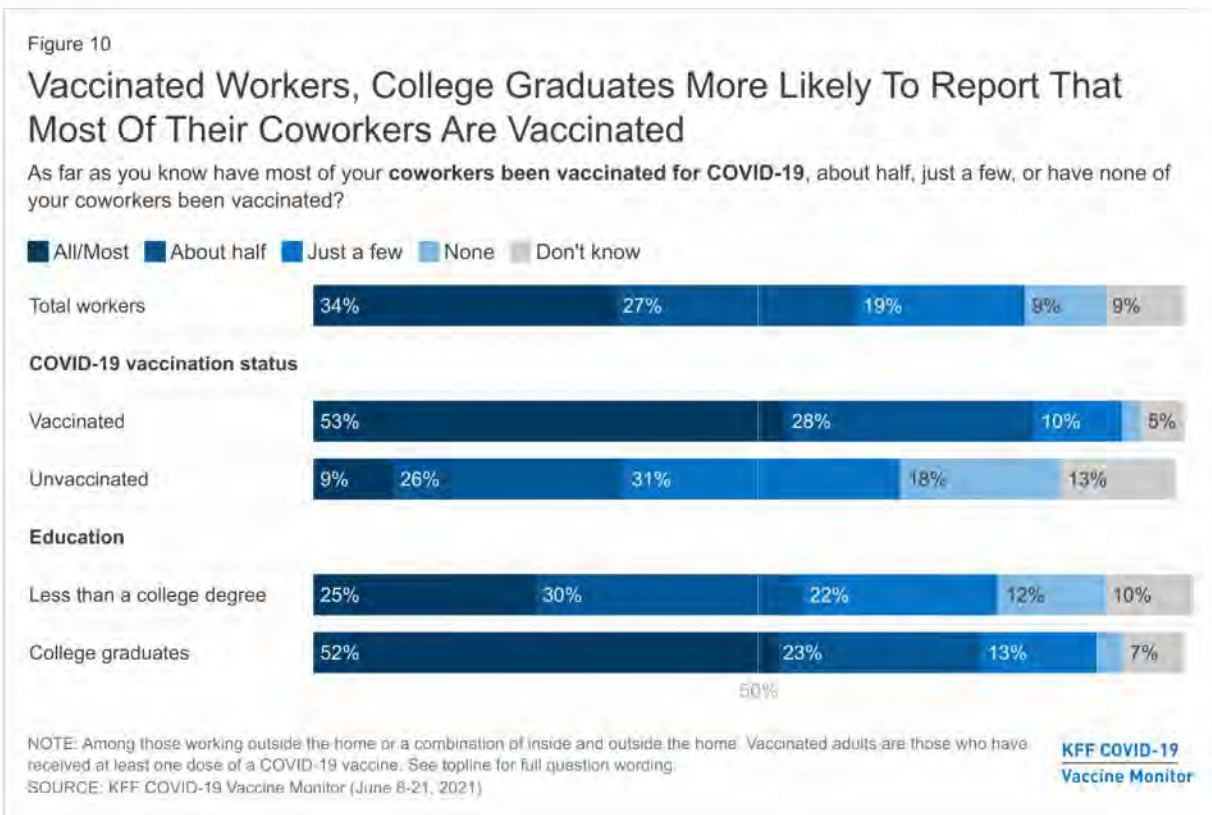
Although they may be at higher risk for exposure to coronavirus, those who work solely (54%) or partially (66%) outside their home are less likely to report receiving a COVID-19 vaccine compared to those who work solely from home (81%). Compared to those working from home, a larger share of those working solely outside their home say they will “wait and see” before getting vaccinated (15% vs. 4%) or that they will “definitely not” get the vaccine (18% vs. 8%). These differences are likely driven by other demographic factors, as those who work at home are more likely to be college-educated and to identify as Democrats compared to those who work outside their homes.



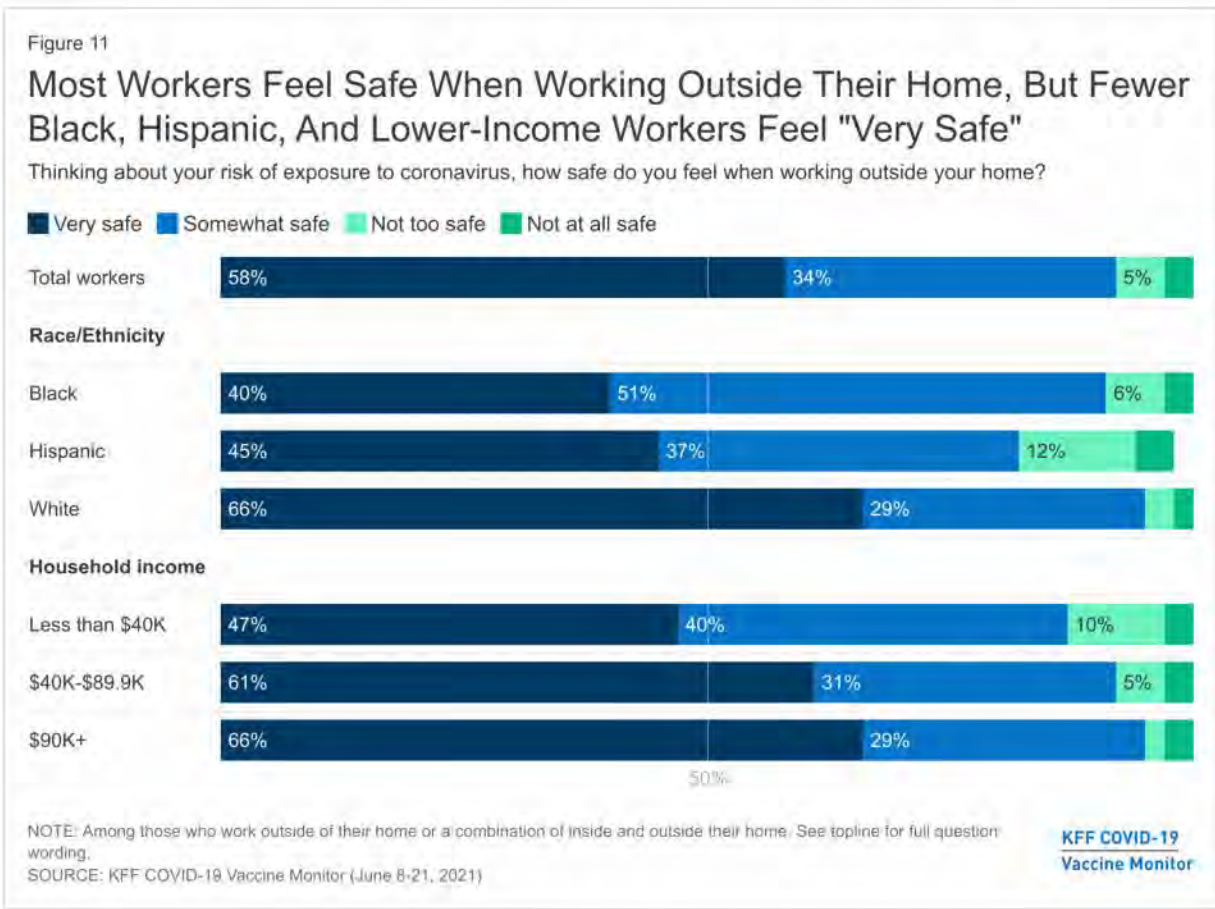
Just as many households are homogeneous in their vaccination status, the latest Vaccine Monitor finds that many workplaces are as well. Among those who work at least partially outside their home, one-third (34%) say that all or most of their coworkers have been vaccinated for COVID-19 and another quarter (27%) say about half of their coworkers have been vaccinated. Notably, about half (53%) of those who



have been vaccinated themselves say that all or most of their coworkers have been vaccinated while a similar share (49%) of unvaccinated workers say just a few or none of their coworkers have received a vaccine. There is also a large education divide among those working outside the home, with about half (52%) of workers who are college graduates saying all or most of their coworkers have been vaccinated compared to one-quarter of workers without a college degree. Notably, about one in ten of those working outside their home overall say they don't know what share of their coworkers have received a COVID-19 vaccine.

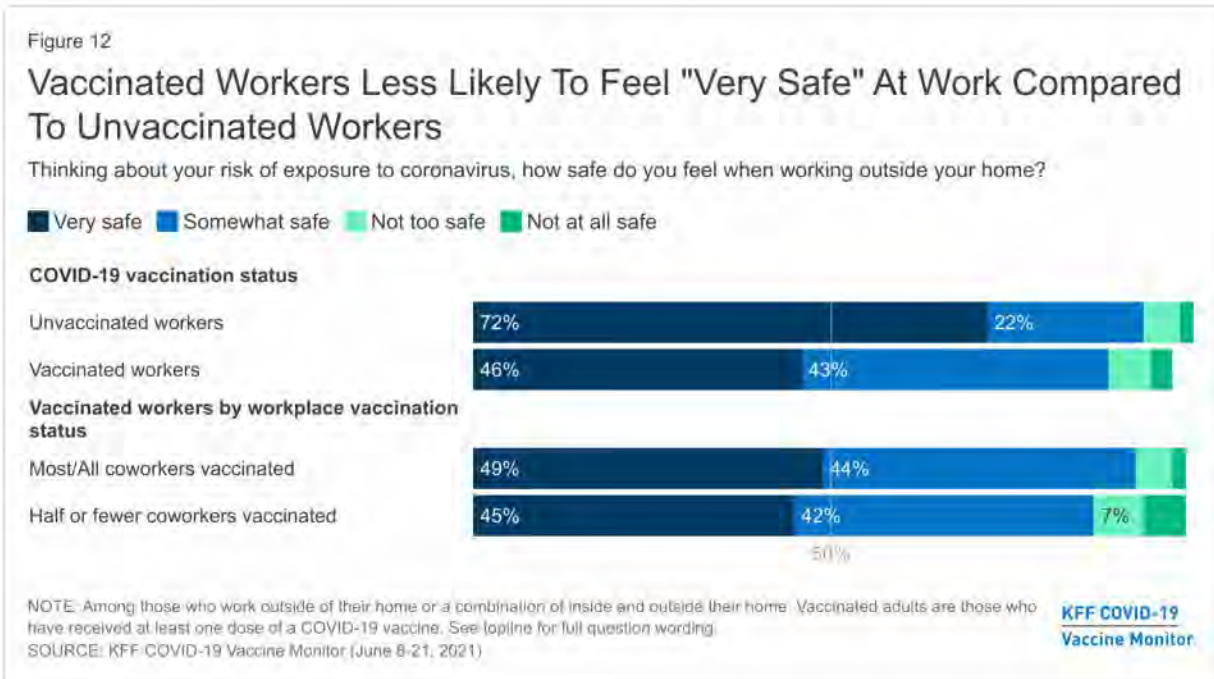


Despite mixed workplace vaccination status, the vast majority of workers say they feel at least somewhat safe when it comes to their risk of exposure to coronavirus when working outside their home, including 58% who say they feel “very” safe and 34% who feel “somewhat” safe. Black and Hispanic workers are less likely to report feeling “very” safe working outside their home compared to White workers (40%, 45%, and 66%, respectively), as are lower-income workers compared to those with higher incomes (47% of those with household incomes less than \$40,000 vs. 66% of those with incomes of \$90,000 or more).



Among those who work outside their homes, a larger share of those who have *not* received a COVID-19 vaccine says they feel “very safe” compared to those who have received a vaccine (72% vs. 46%). This likely reflects the fact that those who have chosen not to get a COVID-19 vaccine are less likely to view the virus as a threat to their personal health. Among those who have been vaccinated, feelings of safety from exposure to the virus do not appear to be correlated with beliefs about coworkers’ vaccination status; about half of vaccinated workers say they feel “very safe” among those who say all or most of their coworkers have been vaccinated and among those who say half or fewer of their coworkers have gotten a vaccine.





## The Role Of Employers In Encouraging Vaccinations

Among the different roles employers might play, we find the most common are providing information and encouraging vaccination. Seven in ten of those who work for an employer say their employer has provided them with information about how to get a COVID-19 vaccine, and two-thirds (65%) say their employer has encouraged employees to get vaccinated. A larger share of workers with college degrees compared to those without college degrees say their employer has provided information (77% vs. 66%) or encouraged employees to get vaccinated (78% vs. 57%). Notably, 72% say they trust their employer a great deal or a fair amount to provide reliable information about the vaccines.

Half of workers overall say their employer provides them with paid time off to get a COVID-19 vaccine and recover from any side effects, though this share is lower among Black workers (38%), those without college degrees (41%), and those with household incomes less than \$40,000 annually (41%). Among workers who don't have health insurance, just one-third (33%) say their employer provides paid time off for vaccine administration and side effects.

About one in ten workers say their employer offered a cash bonus or other incentive to employees who get vaccinated (12%) or required them to get a COVID-19 vaccine (9%). The share saying their employer offered cash or another incentive rises to 22% among Black employees and 16% among those in households earning between \$40,000 and \$89,999 annually. One in six workers with household incomes under \$40,000 (17%) say their employer *required* them to get vaccinated compared to smaller shares of those in middle- and higher-income households (4% and 7%, respectively).

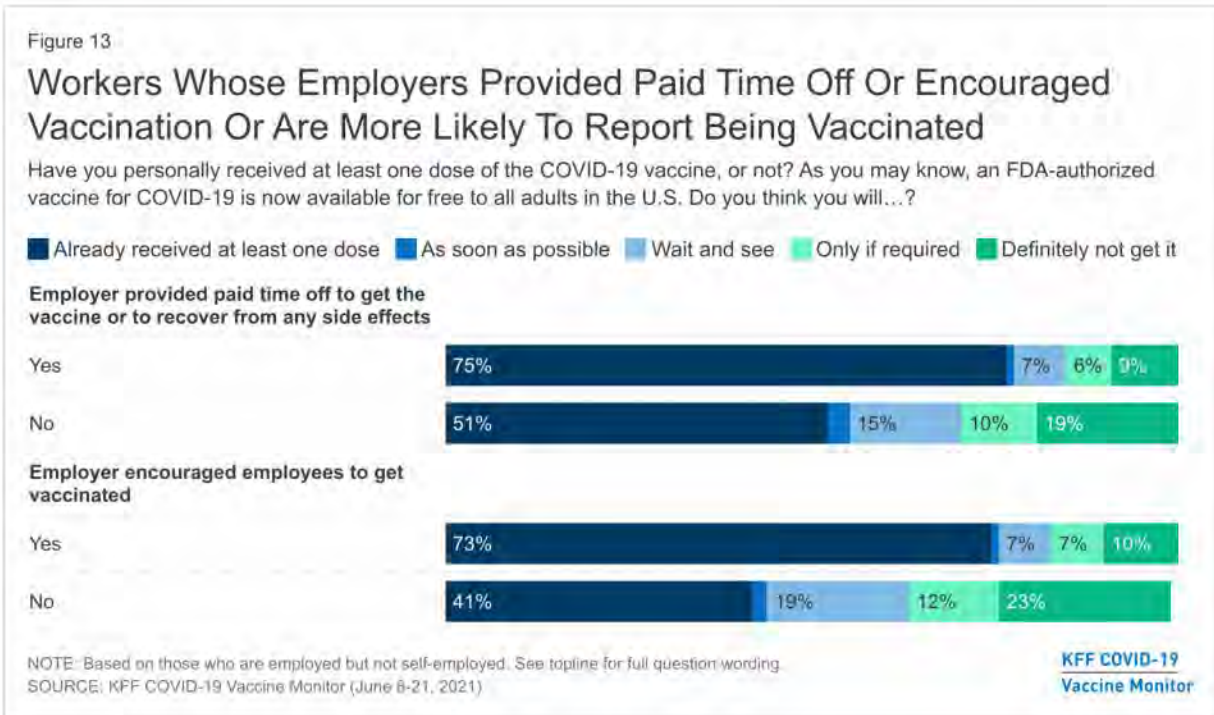
**Table 2: Employer Provided Vaccination Incentives By Race, Education, Income And Insurance Status**

Percent of employed adults whose employer has done each of the following:	Total employed	Race/Ethnicity			Education		Income			Insurance status	
		Black	Hispanic	White	Less than college	College graduate	Less than \$40K	\$40K-\$89.9K	\$90K+	Insured under age 65	Uninsured under age 65
Provided them with information about how to get a COVID-19 vaccine	70%	67%	67%	70%	66%	77%	69%	71%	72%	70%	57%
Encouraged employees to get vaccinated	65	68	68	64	57	78	60	66	69	65	58
Provided them with paid time off to get the vaccine or to recover from any side effects	50	38	51	49	41	64	41	47	63	51	33
Offered a cash bonus or another type of incentive to employees who get vaccinated	12	22	11	11	13	11	12	16	7	11	15
Required them to get a COVID-19 vaccine	9	13	9	7	8	11	17	4	7	9	9

Workers who say their employer provided them with paid time off to get a COVID-19 vaccine and recover from side effects and those who say their employer encouraged vaccination are more likely to report receiving a COVID-19 vaccine compared to those whose employers have not taken these actions. Three-quarters of those who got paid time off say they've received at least one dose of the vaccine compared to about half (51%) of those who did not have this benefit. Similarly, 73% of those who say their employer encouraged vaccination report getting at least one dose compared to four in ten (41%) of those whose employer did not.

At least part of this difference may be due to differences in other demographic characteristics of those whose employers engaged in these activities compared to those who did not. However, using a statistical technique called multiple logistic regression, we find that employees who are encouraged by their employers to get vaccinated, or who are provided paid time off are more likely to get vaccinated, even after controlling for age, race, ethnicity, education, income, party identification, and other demographic characteristics that may impact vaccination uptake. This suggests that more employers encouraging vaccination and offering paid time off could lead to higher vaccination rates among employed adults in the U.S.





## Views on Employer Requirements and Incentives

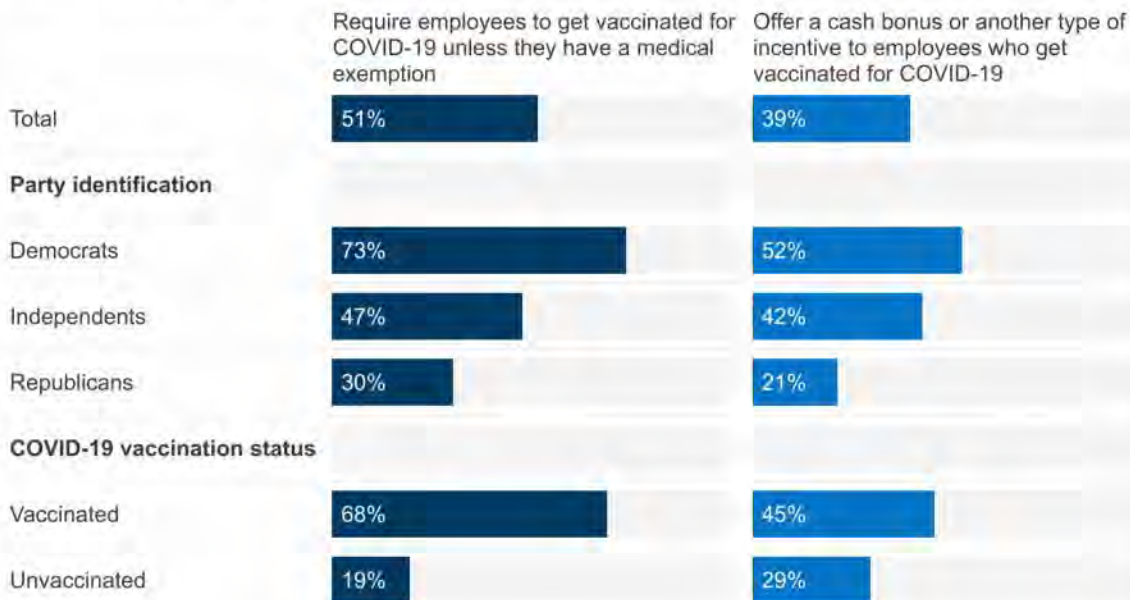
The public overall is divided in their views of employer requirements for COVID-19 vaccination, with about half (51%) saying employers should require employees to get vaccinated unless they have a medical exemption and a similar share (46%) saying they should not. Somewhat fewer support employers offering financial incentives, with four in ten (39%) saying employers should offer cash bonuses and other incentives to employees who get vaccinated and a majority (57%) saying employers should not do this.

On each of these questions, views diverge largely along partisan lines and by vaccination status. Three-quarters of Democrats (73%) support employers requiring COVID-19 vaccination compared to about half of independents (47%) and three in ten Republicans. Similarly, Democrats (52%) and independents (42%) are more likely than Republicans (21%) to say employers should offer incentives for vaccinated employees. Vaccinated adults are also more likely than unvaccinated adults to support employer requirements (68% vs. 19%) and financial incentives (45% vs. 29%).

Figure 14

## Public Split On Employer Vaccination Requirements, Fewer Support Employer Incentives

Percent who say employers should...



NOTE: Vaccinated adults are those who have received at least one dose of a COVID-19 vaccine. See topline for full question wording.

SOURCE: KFF COVID-19 Vaccine Monitor (June 8-21, 2021)

**KFF COVID-19  
Vaccine Monitor**

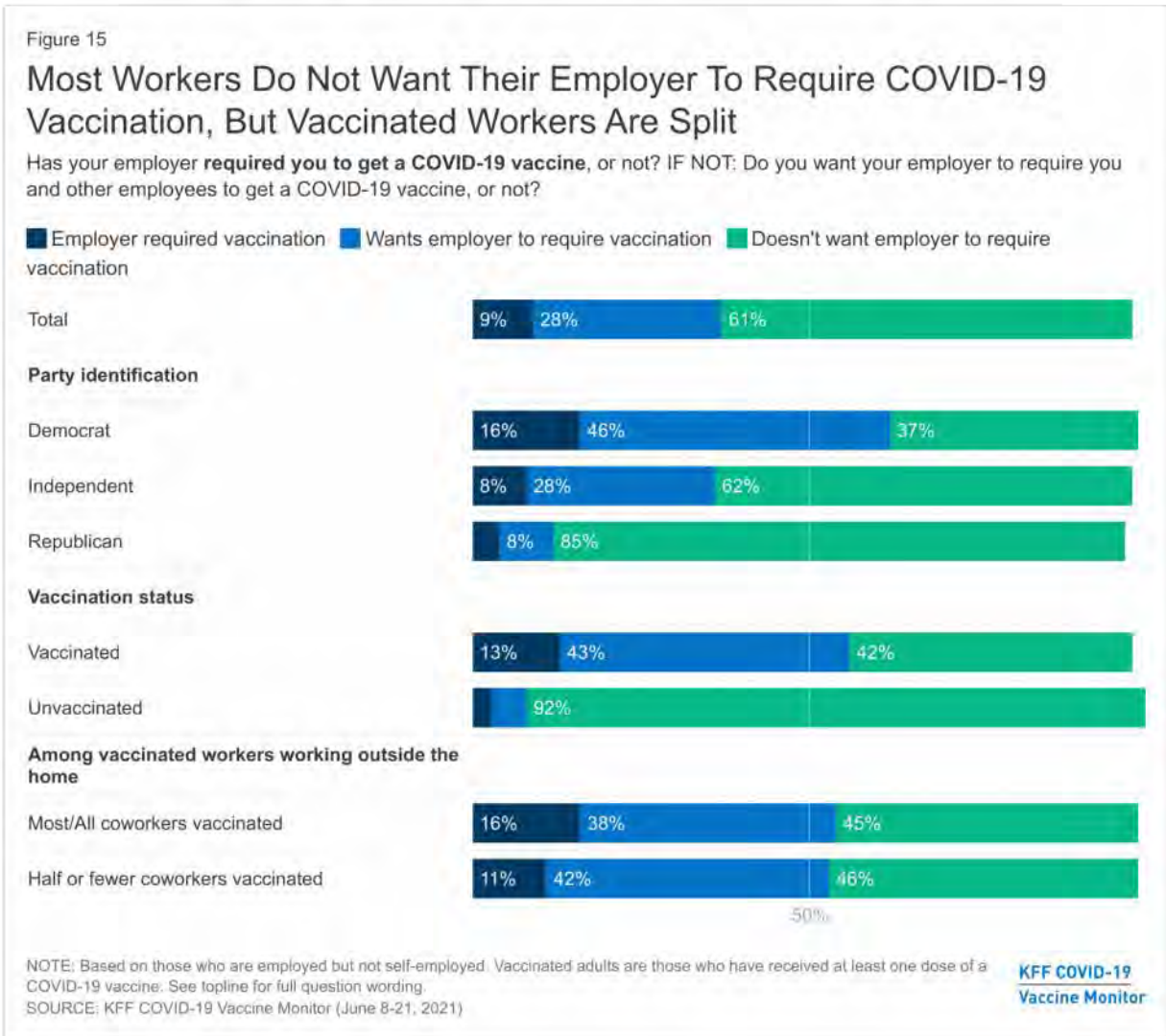
Although about half the public overall supports employers requiring workers to get vaccinated, most of those who work for an employer say they *do not* want their own employer to require employees to get vaccinated (61%). About three in ten (28%) say they want their employer to require vaccination and another 9% say their employer already requires it. As among the public, views among workers diverge by partisanship and vaccination status. The vast majority of Republican workers (85%) and six in ten of those who identify as independents (62%) say they *do not* want their employer to require vaccination, while over half of Democrats say they want their employer to require it (46%) or that they already do (16%).

Not surprisingly, nine in ten (92%) unvaccinated workers don't want their employer to require them and other employees to get a COVID-19 vaccine. When unvaccinated workers are asked what they would do if their employer required them to get vaccinated to continue working, four in ten (42%) say they would get the vaccine and half say they would leave their job.

Vaccinated workers are split on the question of employer requirements, with roughly equal shares saying they do (43%) and do not (42%) want their employer to require vaccination and 13% saying it is already



required. Notably, vaccinated workers' views on employer vaccination requirements are similar regardless of whether they report working in a mostly-vaccinated or a mostly-unvaccinated workplace.



## Views On COVID-19 Vaccines For Children And School Requirements

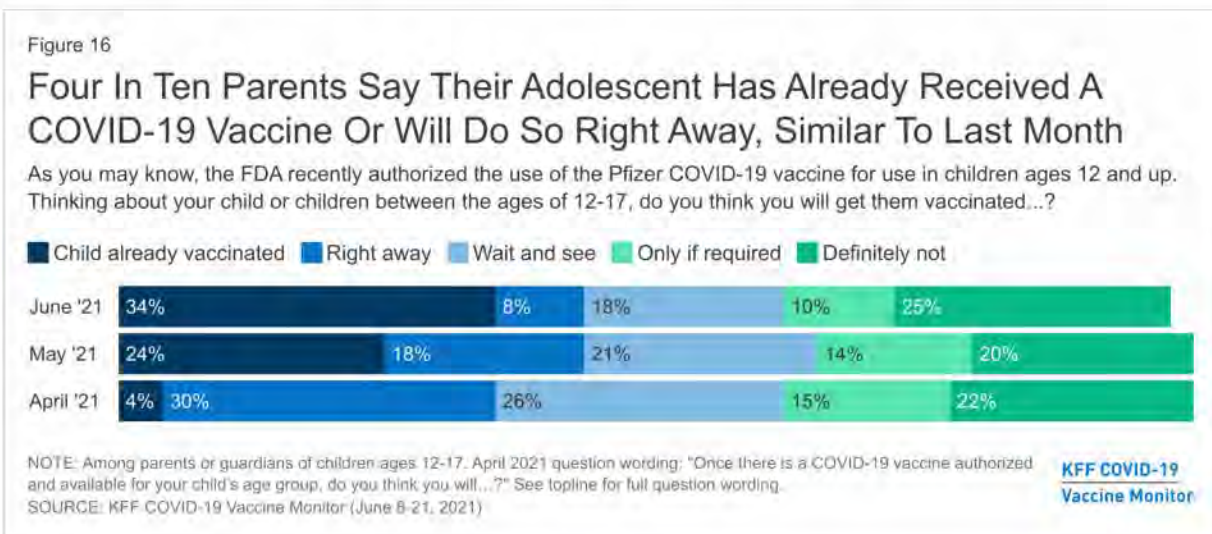
### Parents' Intentions for Vaccinating Children

About a month and a half after the FDA [authorized](#) the Pfizer COVID-19 vaccine for use in children ages 12 and older, the latest Monitor finds about four in ten (42%) parents of children ages 12-17 say their child has already received at least one dose of the vaccine (34%) or that they will get them vaccinated right away (8%). About one in five parents of adolescents say they will "wait a while to see how it is working" before getting their child vaccinated (18%), while one in ten say they will get their child

vaccinated only if their school requires it and an additional one in four say they will “definitely not” get their 12-17 year-old vaccinated.

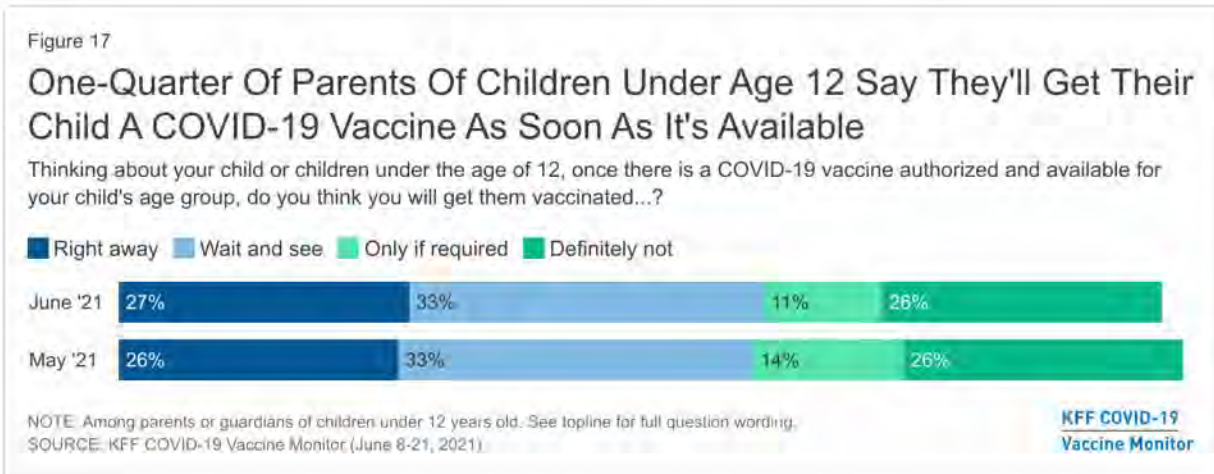
Since May, the share of parents who say their 12-17 year old child has been vaccinated has risen by about ten percentage points while the share who say they will get their child vaccinated “right away” has fallen by a similar amount. From May to June, the shares of parents who say they want to “wait a while to see how it is working,” will only get their child vaccinated if their school requires it, or will “definitely not” get their child vaccinated has remained about the same.

When those who say they want to wait and see before getting their 12-17 year-old child vaccinated are asked how long they think they will wait, responses are split. Seven percent of all parents of children ages 12-17 say they will wait three months or less, 4% say they will wait between four months and one year, and 7% say they plan to wait longer than one year to vaccinate their child.



Parents of younger children, for whom a COVID-19 vaccine is not yet authorized, remain more cautious in their approach to the vaccine. About one-quarter (27%) say they will get their child under age 12 vaccinated as soon as a vaccine is authorized for their age group, while one-third intend to wait a while to see how the vaccine is working. An additional 11% say they will vaccinate their young child only if school requires it and one-quarter (26%) say they will definitely not get them vaccinated. These shares are virtually unchanged from when this was first asked in May 2021.



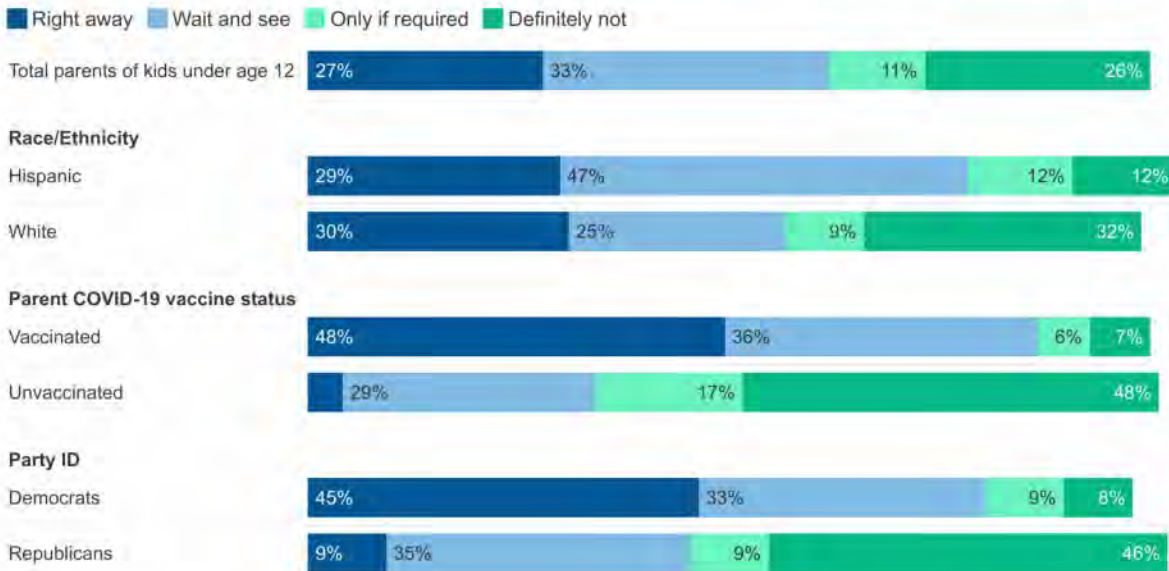


Among parents of younger children, intentions for vaccinating children vary by parents' own vaccination status, their ethnicity, and party identification. Among parents of children under age 12 who have received a vaccine themselves, about half (48%) say they will get their younger child a vaccine as soon as one is authorized for their age group compared to just 4% of parents who have not received a vaccine. By contrast, nearly half (48%) of unvaccinated parents say they will "definitely not" get their child under age 12 vaccinated compared to 7% of parents who have received the vaccine themselves. A similar pattern emerges by partisanship, as nearly half (45%) of Democrats and Democratic-leaning parents of children under age 12 say they will get their child vaccinated "right away," and the same proportion (46%) of Republicans and Republican-leaning independents say they will "definitely not" get their young child vaccinated. While similar shares of Hispanic and White parents say they will vaccinate their child under age 12 as soon as a vaccine is authorized, a larger share of Hispanic parents than White parents say they will "wait and see" (47% vs. 25%) while a smaller share say they will "definitely not" get the vaccine for their child (12% vs. 32%). (The sample size of Black parents of younger children is too small to report separately.)

Figure 18

### Parents' Intentions For Vaccinating Children Under Age 12 For COVID-19 Differ By Ethnicity, Partisanship, And Parent Vaccine Status

Thinking about your child or children under the age of 12, once there is a COVID-19 vaccine authorized and available for your child's age group, do you think you will get them vaccinated...?



NOTE: Sample size of Black parents too small to report. Party ID includes those who say they are independent but lean towards either party. Vaccinated adults are those who have received at least one dose of a COVID-19 vaccine. See topline for full question wording.  
SOURCE: KFF COVID-19 Vaccine Monitor (June 8-21, 2021)

**KFF COVID-19  
Vaccine Monitor**

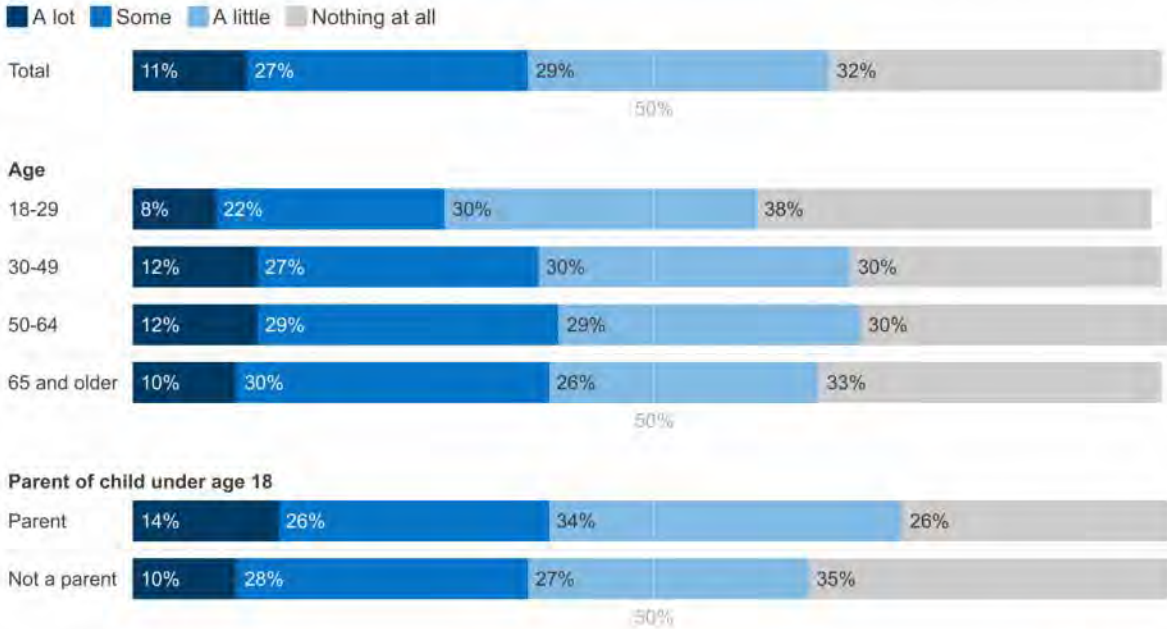
Recently, the CDC [announced](#) that it is investigating about 800 cases of rare heart problems and inflammation that have occurred in some teenagers and young adults after they received the Pfizer or Moderna COVID-19 vaccines. Two-thirds of adults, rising to 74% of parents, say they have heard at least a little about these rare cases of heart problems in young people related to the vaccine. Among young adults ages 18-29, a somewhat smaller share (60%) say they've heard at least a little. Across age groups and parent status, few say they've heard "a lot" about these cases.



Figure 19

## Two-Thirds Have Heard At Least A Little About Rare Heart Problems In Young People Vaccinated For COVID-19

How much, if anything, have you heard about rare cases of potential heart problems in young adults and teenagers who have been recently vaccinated for COVID-19?



NOTE: See topline for full question wording.

SOURCE: KFF COVID-19 Vaccine Monitor (June 8-21, 2021)

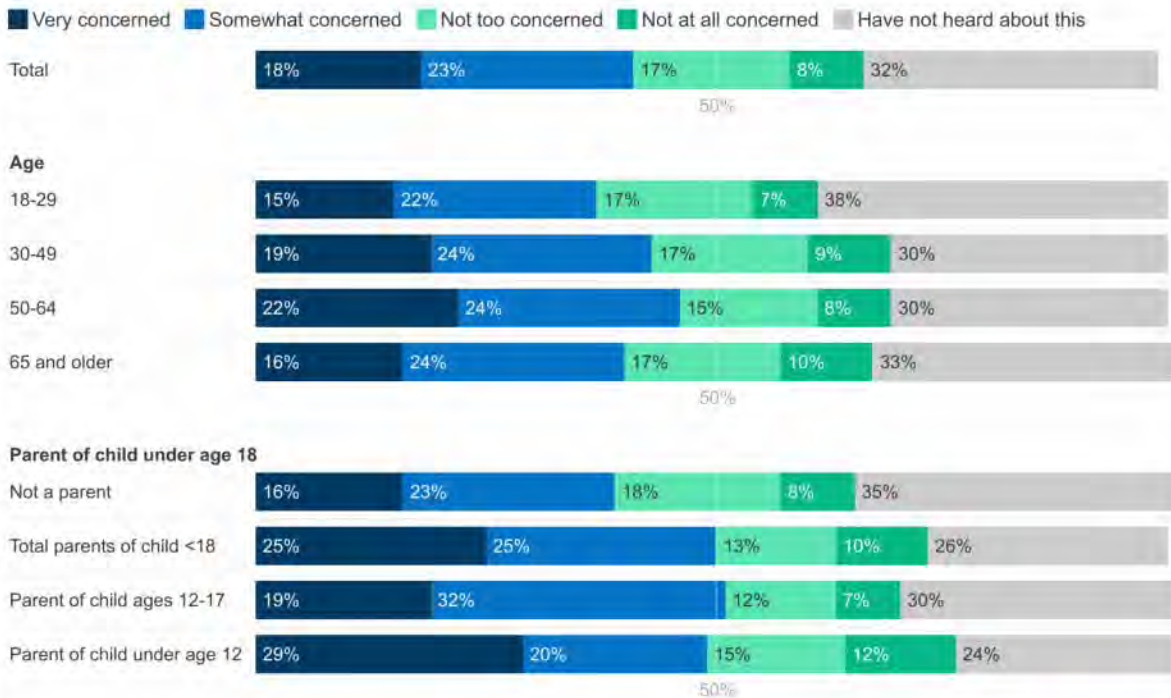
[KFF COVID-19 Vaccine Monitor](#)

About four in ten adults overall, rising to half of parents of children under age 18, say they have heard about rare cases of heart problems among young adults and teenagers who have been recently vaccinated for COVID-19 and that they are very or somewhat concerned about these cases.

Figure 20

### Four In Ten Overall, Half Of Parents Are Concerned About Rare Cases Of Heart Problems In Young People Vaccinated For COVID-19

How concerned are you about rare cases of potential heart problems in young adults and teenagers who have been recently vaccinated for COVID-19?



NOTE: See topline for full question wording.  
SOURCE: KFF COVID-19 Vaccine Monitor (June 8-21, 2021)

**KFF COVID-19  
Vaccine Monitor**

Parents of children ages 12-17 who have heard about and are concerned about heart problems linked to the COVID-19 vaccine in young people are notably more cautious about getting their children vaccinated compared to parents who say they are not concerned or have not heard about these cases. One-quarter (24%) of parents who express concern about these events say their child is already vaccinated compared to 45% of parents who haven't heard or do not express concern.



Figure 21

### Parents Of Children Ages 12-17 Who Are Concerned About Potential Heart Problems Are Less Likely To Say They Will Vaccinate Their Child For COVID-19

As you may know, the FDA recently authorized the use of the Pfizer COVID-19 vaccine for use in children ages 12 and up. Thinking about your child or children between the ages of 12-17, do you think you will get them vaccinated...?

■ Child already vaccinated 
 ■ Right away 
 ■ Wait and see 
 ■ Only if required 
 ■ Definitely not get them vaccinated

Parents who are **concerned** about potential heart problems in young adults and teenagers who have been recently vaccinated for COVID-19



Parents who are **not concerned or have not heard** about potential heart problems in young adults and teenagers who have been recently vaccinated for COVID-19



NOTE: Among parents of children ages 12-17. See topline for full question wording.  
SOURCE: KFF COVID-19 Vaccine Monitor (June 8-21, 2021)

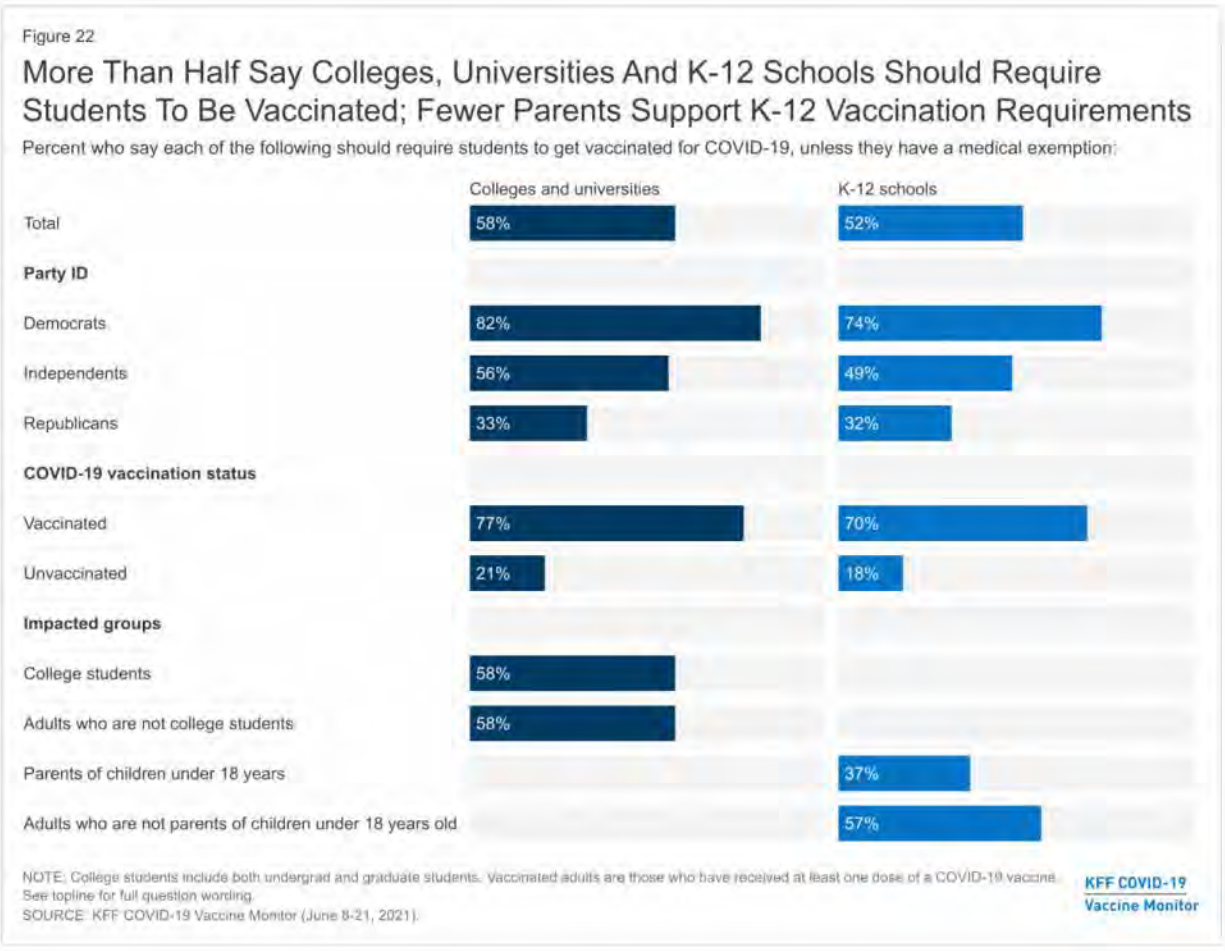
**KFF COVID-19  
Vaccine Monitor**

## Views on Schools Requiring COVID-19 Vaccinations

The public overall is somewhat divided on whether schools should require students to get vaccinated for COVID-19. About half the public (52%) say K-12 schools should require students to get vaccinated unless they have a medical exemption while a similar share (45%) say they should not. Notably, parents of children under age 18 are *less* likely to say K-12 schools should require vaccination compared to adults who do not have minor children (37% vs. 57%). Among parents of children ages 12-17, for whom vaccines are currently authorized, 38% say that K-12 schools should require students to be vaccinated.

Overall public support is somewhat higher for colleges and universities requiring students to be vaccinated; 58% say they should, including 58% of those who are current undergraduate or graduate students at a college or university.

As is the case with employers requiring workers to be vaccinated, views on school requirements diverge largely along partisan lines and by vaccination status. Large majorities of Democrats support vaccination requirements by K-12 schools and universities compared to about half of independents and about a third of Republicans. At least seven in ten vaccinated adults support each type of requirement, compared to about one in five of those who have not been vaccinated.



Overall, six in ten (61%) parents of children under 18 say that K-12 schools should *not* require students to get vaccinated for COVID-19. However, similar to the partisan split among the general public on this question, parents are split on partisan lines. Nearly six in ten (58%) parents who identify as Democrats or lean that way say K-12 schools should require students to be vaccinated, while about eight in ten (79%) Republican-leaning parents say they should *not* require this.



Figure 23

## Parents' Views Of K-12 School Vaccination Requirements Diverge Along Partisan Lines

In general, do you think K-12 schools should require students to get vaccinated for COVID-19 unless they have a medical exemption, or not?



NOTE: Party ID includes those who say they are independent but lean towards either party. See topline for full question wording.  
SOURCE: KFF COVID-19 Vaccine Monitor (June 8-21, 2021)

KFF COVID-19  
Vaccine Monitor

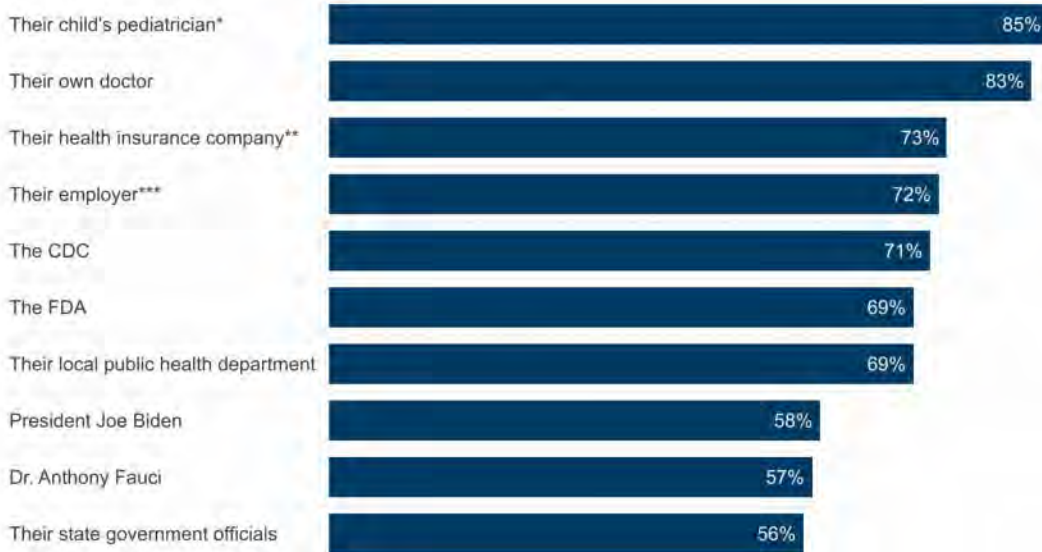
## Who Do People Trust For Reliable Information On COVID-19 Vaccines?

When asked who they trust to provide reliable information about the COVID-19 vaccines, personal doctors, including pediatricians, top the list, with 83% of adults saying they trust their own doctor a great deal or a fair amount and 85% of parents saying the same about their child's pediatrician. Employers and health insurance companies also garner a high degree of trust, with 72% of workers saying they trust their employer and 73% of those with health insurance saying they trust their insurer to provide reliable vaccine information. About seven in ten each say they trust the CDC (71%), the FDA (69%), and their local public health department (69%). Somewhat fewer, but still more than half, trust President Joe Biden (58%), Dr. Anthony Fauci (57%), and their state government officials (56%). Levels of trust in most government sources of information has remained steady since this question was last asked in December 2020, but trust in Dr. Fauci has fallen somewhat, from 68% to 57%.

Figure 24

### Personal Doctors And Pediatricians Are The Most Trusted Source For Reliable COVID-19 Vaccine Information

Percent who say they have a **great deal** or a **fair amount** of trust in each of the following to provide reliable information about the COVID-19 vaccines:



NOTE: \*Among those who are parents or guardians of children under 18. \*\*Among those who are insured. \*\*\*Among those who are employed and not self-employed. See topline for full question wording.  
SOURCE: KFF COVID-19 Vaccine Monitor (June 8-21, 2021)

KFF COVID-19  
Vaccine Monitor

Among unvaccinated adults, majorities trust their own doctor, their child’s pediatrician, their health insurance company, and their employer for reliable information about COVID-19 vaccines, while trust in other sources is somewhat lower than among vaccinated adults. About half of unvaccinated adults say they trust the CDC, FDA, and their local health department, while about four in ten trust their state government officials and fewer trust President Biden (32%) or Dr. Fauci (27%). Trust in government sources of information is especially low among those who say they will “definitely not” get the vaccine.

**Table 3: Trust In Sources Of COVID-19 Vaccine Information By Vaccination Status And Intention**

Percent who say they have a great deal or fair amount of trust in each of the following to provide reliable information about the COVID-19 vaccines:	COVID-19 vaccination status		COVID-19 vaccination intention	
	Total vaccinated	Total unvaccinated	Wait and see	Definitely not
Their child’s pediatrician*	95%	73%	-	-
Their own doctor	89	69	78%	60%
Their health insurance company**	79	60	75	45
Their employer***	78	61	60	64
The U.S. Centers for Disease Control and Prevention, or CDC	82	48	62	28



The U.S. Food and Drug Administration, or FDA	79	51	60	37
Their local public health department	80	49	57	30
President Joe Biden	72	32	36	15
Dr. Anthony Fauci, the director of the National Institute of Allergy and Infectious Diseases	74	27	34	8
Their state government officials	64	41	46	27

NOTE: \*Item asked only of those who are parents/guardians of children under 18 in household. Sample size too small for some subgroup analysis. \*\*Item asked only of those who are insured. \*\*\*Item asked only of those who are employed and not self-employed.

<b>Table 4: Trust In Sources Of COVID-19 Vaccine Information By Party ID</b>			
Percent who say they have a great deal or fair amount of trust in each of the following to provide reliable information about the COVID-19 vaccines:	Party identification		
	Democrat	Independent	Republican
Their child's pediatrician*	88%	85%	-
Their own doctor	88	83	82%
Their health insurance company**	82	71	63
Their employer***	83	63	71
The U.S. Centers for Disease Control and Prevention, or CDC	91	69	48
The U.S. Food and Drug Administration, or FDA	83	68	56
Their local public health department	86	69	52
President Joe Biden	91	55	22
Dr. Anthony Fauci, the director of the National Institute of Allergy and Infectious Diseases	87	55	30
Their state government officials	71	54	45

NOTE: \*Item asked only of those who are parents/guardians of children under 18 in household. Sample size too small for some subgroup analysis. \*\*Item asked only of those who are insured. \*\*\*Item asked only of those who are employed and not self-employed.



# **KFF COVID-19**

---

## **Vaccine Monitor**

### **News Release**

## **Workers Are More Likely to Get a COVID-19 Vaccine When Their Employers Encourage It and Provide Paid Sick Leave, Though Most Workers Don't Want Their Employers to Require It**

## **3 in 4 Adults Live in Homes Where Either Everyone is Vaccinated or Everyone Remains Unvaccinated**

## **A Third of Parents with Kids Ages 12-17 Report Their Kids Are Now Vaccinated; Most Parents Oppose Mandatory Vaccinations for School Children**

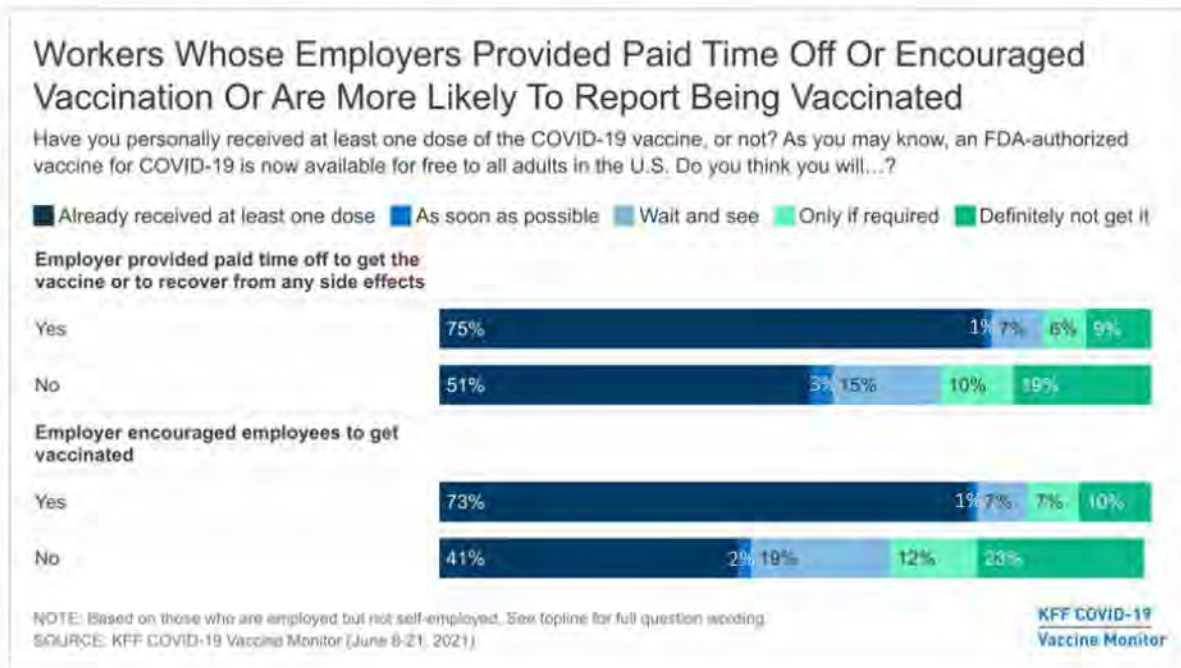
As more employers return to in-person work, the latest KFF COVID-19 Vaccine Monitor report shows that workers are more likely to have gotten a COVID-19 vaccine when their employer encourages it or provides paid sick leave to get the vaccine and recover from side effects.

About two-thirds of workers report that their employer is encouraging vaccinations, and half say that their employer is providing paid time off for workers to get the vaccine and recover from any side effects.

Those actions appear to have an effect: About three-quarters of workers whose employers encourage getting a vaccine (73%) or offer paid time off to do so (75%) say they have gotten at least one shot, significantly more than the shares whose employers don't encourage vaccination (41%) or don't offer paid time off (51%). The differences persist even after controlling for workers' age, race and ethnicity, education, income, party identification and other demographic characteristics.



Relatively few workers say that their employer required them (9%) or offered a cash bonus or other incentive (12%) to get a vaccine.



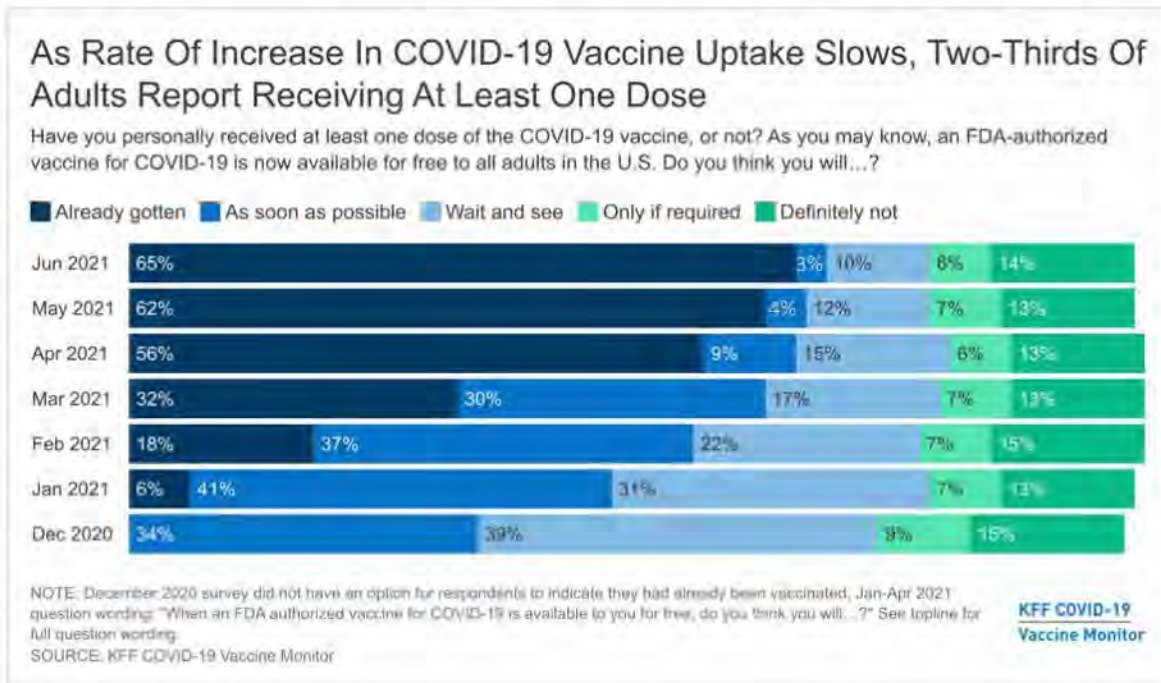
While the public overall is split on whether employers should require workers to get vaccinated unless they have a medical excuse (51% favor, 46% oppose), most workers (61%) say they do not want their own employer to require vaccinations.

Opposition is especially high among workers who are not yet vaccinated (92% oppose a mandate) and among those who identify as or lean Republican (85%). When unvaccinated workers are asked what they would do if their employer required them to get vaccinated to continue working, 42% say they would get the vaccine.

“Getting more Americans vaccinated isn’t only up to the government. Even without requiring workers to get a vaccine, employers can play a role by offering paid time off to get vaccinated and encouraging their workers to do so,” KFF President and CEO Drew Altman said.

Overall, nearly two-thirds (65%) of adults report having gotten at least one dose of a COVID-19 vaccine, up only slightly since May (62%). An additional 3% say they want to get a vaccine as soon as they can, and one in ten (10%) say they want to “wait and see” how the vaccine works for others before getting it.

About a fifth of the public remains in the more resistant categories, saying they that would get a vaccine “only if required” for work, school or other activities (6%), or that they will “definitely not” get a vaccine (14%). These shares are essentially unchanged since January even as most other adults got vaccinated.



Most adults are in homes where everyone else shares their vaccination status. Half (50%) of adults say that they and everyone in their household have gotten at least one shot, while a quarter (25%) say that neither they nor anyone else in their household has gotten a shot.

Two-thirds (67%) of Democrats say they live in fully vaccinated households, while nearly four in ten Republicans (37%) live in completely unvaccinated homes.

With new COVID-19 cases at their lowest level since testing became widely available more than a year ago, about three-quarters (76%) of the public now says they are optimistic that the country is nearing the end of the pandemic.

This optimism ironically may be contributing to the slowdown in new vaccinations. Half (50%) of those who are unvaccinated say that cases are now so low that there is no need for more people to get a shot. In comparison, the vast majority (91%) of people who have gotten at least one dose say that more people still need to get vaccinated.



These findings underscore the importance of vaccine communication that emphasizes that the pandemic is not over.

### **What Might Increase Vaccination Rates?**

The Monitor also looks at other potential incentives or developments that could boost vaccine take-up rates among those currently unvaccinated, particularly among those in “wait and see” mode.

Similar to last month, the new report finds that three in ten (31%) unvaccinated adults – and roughly half (49%) of the “wait and see” group – say that they would be more likely to get a vaccine if the U.S. Food and Drug Administration (FDA) granted full approval for one of the available vaccines.

However, those views may be more of a proxy for general safety concerns, as just a third (32%) of adults overall are aware that the FDA has only authorized the existing vaccines for emergency use while the rest either believe the vaccines already have full approval (21%) or aren’t sure (45%). Among unvaccinated adults who *are* aware that the vaccines are available under emergency use authorization, 32% say they would be more likely to get a vaccine if it were fully approval by the FDA.

Other potential motivators for the unvaccinated include:

- Nearly a quarter (23%) say they would be more likely to get vaccinated if they were entered in a lottery with a chance to win \$1 million. This includes even larger shares of unvaccinated young adults ages 28-29 (33%), Black adults (34%) and those with household incomes under \$40,000 annually (31%).
- About one in six (17%) say they would be more likely to get vaccinated if a mobile clinic came to their neighborhood. The share is higher among Hispanic (33%) and Black (22%) adults than among White adults (10%).
- Among unvaccinated parents, 13% say they would be more likely to get vaccinated if they were provided free childcare to get the vaccine and while they recover from side effects.

### **Vaccination Rates Among Children Ages 12-17 Rise, though Many Parents Worry about Heart Issue**

Less than two months after the FDA authorized the emergency use of a COVID-19 vaccine for children as young as 12 years old, a third (34%) of parents with children ages 12-17 say their children have already received at least one dose of the vaccine,

up from a quarter (24%) in May. An additional 8% say they will get their 12-17 year old children vaccinated right away.

Parents of younger children who are not yet eligible to get a COVID-19 vaccine remain more cautious. About a quarter (27%) say they would get their child vaccinated as soon as they are able, while a third (33%) want to “wait and see.” Others say they would get their younger children vaccinated only if required by their school (11%) or not at all (26%).

Large shares of the public (67%) and of parents (74%) say they have heard at least a little about the U.S. Centers for Disease Control and Prevention (CDC) investigation about 800 cases of rare heart problems and inflammation that has occurred in some teenagers and young adults after they were vaccinated.

About half of parents (50%) say they are at least somewhat concerned about the risk. These parents tend to be more cautious about getting their children vaccinated than parents who haven't heard about the potential heart issue or aren't concerned about it.

Most parents (61%) say they do not think K-12 schools should require students to get vaccinated for COVID-19. This reflects a significant partisan divide, with most parents (58%) who identify as Democrats or lean that way saying schools should mandate vaccinations, while nearly eight in ten (79%) of those who identify as Republicans or lean that way saying they shouldn't.

When it comes to colleges and universities, similar majorities of the public (58%) and of college students (58%) favor a requirement that all students get vaccinated unless they have a medical excuse. These views also diverge along partisan lines, with Democrats more than twice as likely to support a vaccination mandate at colleges and universities than Republicans are (82% vs. 33%).

*Designed and analyzed by public opinion researchers at KFF, the KFF Vaccine Monitor survey was conducted from June 8-21 among a nationally representative random digit dial telephone sample of 1,888 adults, including oversamples of adults who are Black (497) or Hispanic (512). Interviews were conducted in English and Spanish by landline (225) and cell phone (1,663). The margin of sampling error is plus or minus 3 percentage points for the full sample. For results based on subgroups, the margin of sampling error may be higher.*

---



[The KFF COVID-19 Vaccine Monitor](#) is an ongoing research project tracking the public's attitudes and experiences with COVID-19 vaccinations. Using a combination of surveys and qualitative research, this project tracks the dynamic nature of public opinion as vaccine development and distribution unfold, including vaccine confidence and acceptance, information needs, trusted messengers and messages, as well as the public's experiences with vaccination.

---

**CONTACT:**

Craig Palosky | (202) 654-1369 | [cpalosky@kff.org](mailto:cpalosky@kff.org)

---

*Filling the need for trusted information on national health issues,*  
KFF is a nonprofit organization based in San Francisco, California.

**EMBARGOED for use at 3 AM ET Wednesday, June 30, 2021**

Topline

**KFF COVID-19 Vaccine Monitor**  
June 2021

**KFF**



## METHODOLOGY

This *KFF COVID-19 Vaccine Monitor* was designed and analyzed by public opinion researchers at the Kaiser Family Foundation (KFF). The survey was conducted June 8-21, 2021, among a nationally representative random digit dial telephone sample of 1,888 adults ages 18 and older (including interviews from 512 Hispanic adults and 497 non-Hispanic Black adults), living in the United States, including Alaska and Hawaii (note: persons without a telephone could not be included in the random selection process). Phone numbers used for this study were randomly generated from cell phone and landline sampling frames, with an overlapping frame design, and disproportionate stratification aimed at reaching Hispanic and non-Hispanic Black respondents as well as those living in areas with high rates of COVID-19 vaccine hesitancy. Stratification was based on incidence of the race/ethnicity subgroups and vaccine hesitancy within each frame. High hesitancy was defined as living in the top 25% of counties as far as the share of the population not intending to get vaccinated based on the U.S. Census Bureau's Household Pulse Survey. The sample also included 39 respondents reached by calling back respondents that had previously completed an interview on the KFF Tracking poll at least nine months ago. Another 309 interviews were completed with respondents who had previously completed an interview on the SSRS Omnibus poll (and other RDD polls) and identified as Hispanic ( $n = 142$ ; including 78 in Spanish) or non-Hispanic Black ( $n=167$ ). Computer-assisted telephone interviews conducted by landline (225) and cell phone (1,663, including 1,228 who had no landline telephone) were carried out in English and Spanish by SSRS of Glen Mills, PA. To efficiently obtain a sample of lower-income and non-White respondents, the sample also included an oversample of prepaid (pay-as-you-go) telephone numbers (25% of the cell phone sample consisted of prepaid numbers) Both the random digit dial landline and cell phone samples were provided by Marketing Systems Group (MSG). For the landline sample, respondents were selected by asking for the youngest adult male or female currently at home based on a random rotation. If no one of that gender was available, interviewers asked to speak with the youngest adult of the opposite gender. For the cell phone sample, interviews were conducted with the adult who answered the phone. KFF paid for all costs associated with the survey.

The combined landline and cell phone sample was weighted to balance the sample demographics to match estimates for the national population using data from the Census Bureau's 2019 U.S. American Community Survey (ACS), on sex, age, education, race, Hispanic origin, and region, within race-groups, along with data from the 2010 Census on population density. The sample was also weighted to match current patterns of telephone use using data from the January- June 2020 National Health Interview Survey. The weight takes into account the fact that respondents with both a landline and cell phone have a higher probability of selection in the combined sample and also adjusts for the household size for the landline sample, and design modifications, namely the oversampling of prepaid cell phone numbers and areas with high incidence of Black or Hispanic residents or high levels of vaccine hesitancy, as well as the likelihood of non-response for the re-contacted sample. An additional weighting adjustment was made to account for survey break-off by COVID-19 vaccination status within each race/ethnicity group. All statistical tests of significance account for the effect of weighting.

The margin of sampling error including the design effect for the full sample is plus or minus 3 percentage points. Numbers of respondents and margins of sampling error for key subgroups are shown in the table below. For results based on other subgroups, the margin of sampling error may be higher. Sample sizes and margins of sampling error for other subgroups are available by request. Note that sampling error is only one of many potential sources of error in this or any other public opinion poll. Kaiser Family Foundation public opinion and survey research is a charter member of the [Transparency Initiative of the American Association for Public Opinion Research](#).

This work was supported in part by grants from the Chan Zuckerberg Initiative DAF (an advised fund of Silicon Valley Community Foundation), the Ford Foundation, and the Molina Family Foundation. We value our funders. KFF maintains full editorial control over all of its policy analysis, polling, and journalism activities.

**EMBARGOED for use at 3 AM ET Wednesday, June 30, 2021**

Group	N (unweighted)	M.O.S.E.
Total	1,888	± 3 percentage points
<b>COVID-19 Vaccination Status</b>		
Have gotten at least one dose of the COVID-19 vaccine	1,285	± 4 percentage points
Have not gotten the COVID-19 vaccine	572	± 6 percentage points
<b>Race/Ethnicity</b>		
White, non-Hispanic	754	± 4 percentage points
Black, non-Hispanic	497	± 6 percentage points
Hispanic	512	± 5 percentage points
<b>Party Identification</b>		
Democrats	698	± 6 percentage points
Republicans	364	± 7 percentage points
Independents	497	± 6 percentage points
<b>Parents</b>		
Parents of children under 18 in household	453	± 6 percentage points
Parents of children ages 12-17	239	± 9 percentage points
Parents of children under 12 years old	314	± 8 percentage points

Notes for reading the topline:

- Percentages may not always add up to 100 percent due to rounding.
- Values less than 0.5 percent are indicated by an asterisk (\*).
- "Vol." indicates a response was volunteered by the respondent, not offered as an explicit choice.
- Questions are presented in the order asked; question numbers may not be sequential.

All trends shown in this document come from KFF Health Tracking Polls or KFF COVID-19 Vaccine Monitors.



## EMBARGOED for use at 3 AM ET Wednesday, June 30, 2021

AGE. What is your age?

AGE2. (ASK IF DON'T KNOW OR REFUSED AGE) Could you please tell me if you are between the ages of... (READ LIST)

RECA2 VARIABLE

	6/21
18-29	21
30-49	33
50-64	25
65+	21
Don't know/Refused (NET)	1

HISPANIC. Are you, yourself, of Hispanic or Latino background, such as Mexican, Puerto Rican, Cuban, or some other Spanish background?

	6/21
Yes	16
No	83
Don't know	*
Refused	*

RACE. What is your race? Are you white, Black, Asian or some other race? (IF RESPONDENT SAYS HISPANIC ASK: Do you consider yourself a white Hispanic or a Black Hispanic? CODE AS WHITE (1) OR BLACK (2). IF RESPONDENTS REFUSED TO PICK WHITE OR BLACK HISPANIC, RECORD HISPANIC AS "OTHER," CODE 97)

Race/Hispanic Combo Table

*Based on total*

	6/21
White, non-Hispanic	61
Total non-White	39
Black or African-American, non-Hispanic	12
Hispanic	16
Asian, non-Hispanic	4
Other/Mixed race, non-Hispanic	5
Undesignated	2

NATIVITY. Were you born in the United States, on the island of Puerto Rico, or in another country?

*Based on Hispanic adults*

	6/21
U.S.	48
Puerto Rico	6
Another country	46
Don't know	*
Refused	*
	n=512

## EMBARGOED for use at 3 AM ET Wednesday, June 30, 2021

Q1. Thinking about what is said in the news, in your view is the seriousness of coronavirus (generally exaggerated), generally correct, or is it (generally underestimated)? (rotate text in parentheses)

	6/21	5/21	4/21	3/21	2/21	1/21	12/20
Generally exaggerated	34	36	34	32	31	28	35
Generally correct	45	40	44	42	41	47	36
Generally underestimated	16	21	19	22	27	22	25
Don't know	4	3	3	3	1	3	3
Refused	1	*	*	*	*	1	1
	<i>n</i> =1,888	<i>n</i> =1,526	<i>n</i> =2,097	<i>n</i> =1,862	<i>n</i> =1,874	<i>n</i> =1,563	<i>n</i> =1,676

Q2. Are you generally (optimistic) or (pessimistic) that the U.S. is nearing the end of the COVID-19 pandemic? (rotate text in parentheses)

	6/21
Optimistic	76
Pessimistic	17
Don't know	6
Refused	1

Q3. Which comes closer to your view? **Option A:** (the number of COVID-19 cases in the U.S. is so low that there is no need for more people to get the vaccine), or **Option B:** (more people need to get the vaccine to help stop the spread of COVID-19)? (Rotate text in parentheses)

	6/21
Number of cases is so low that there is no need for more people to get the vaccine	22
More people need to get the vaccine to help stop the spread of COVID-19	73
Don't know	4
Refused	2

HHADULTS. How many adults, age 18 and over, currently live in your household including yourself?

	6/21
1	25
2	42
3	18
4	9
5	3
6 or greater	2
Don't know/Refused (NET)	1

CHILD. Are you the parent or guardian of any child under the age of 18 living in your household?

	6/21
Yes	26
No	74
Don't know/Refused (NET)	*
Don't know	-
Refused	*



## EMBARGOED for use at 3 AM ET Wednesday, June 30, 2021

CHILDAGE. Are any of your children (INSERT ITEM)?

*Based on those who are a parent or guardian of a child under 18*

	Yes	No	Don't know/Refused	
a. under the age of 5				
6/21	36	64	*	n=453
b. between the ages of 5 and 11				
6/21	52	47	1	n=453
c. between the ages of 12 and 15				
6/21	41	59	1	n=453
d. between the ages of 16 and 17				
6/21	23	77	1	n=453

Q4. How worried, if at all, are you that (INSERT ITEM) will get seriously sick from the coronavirus? Are you very worried, somewhat worried, not too worried, or not at all worried? FOR ITEM B, IF R SAYS 'IT DEPENDS ON WHICH CHILD', READ: How worried, if at all, are you that your oldest child under 18 will get seriously sick from the coronavirus? Are you very worried, somewhat worried, not too worried, or not at all worried?

*Item b based on those who are a parent or guardian of a child under 18*

	Very/ Somewhat worried (NET)	Very worried	Somewh at worried	Not too/Not at all worried (NET)	Not too worried	Not at all worried	They/ a family member has already gotten sick from coronavirus (Vol.)	Don't know/ Refused/	
a. You personally									
06/21	23	8	15	74	33	41	2	*	n=1,888
05/21	30	13	17	67	27	41	2	*	n=1,526
b. Your child									
06/21	37	21	16	62	26	36	1	*	n=453
05/21	49	31	18	50	21	29	1	-	n=357
c. Someone else in your family									
06/21	47	19	28	51	24	26	2	*	n=1,888
05/21	56	28	28	43	23	20	1	*	n=1,526

REFERENCE TABLE

*Trended wording:* How worried, if at all, are you that you or someone in your family will get sick from the coronavirus? Are you very worried, somewhat worried, not too worried, or not at all worried?

	Very/ Somewhat worried (NET)	Very worried	Somewhat worried	Not too/Not at all worried (NET)	Not too worried	Not at all worried	Not Applicable (Vol) <sup>1</sup>	Don't Know/ Refused (NET)	
4/21	46	18	28	49	26	23	4	1	n=2,097
3/21	49	18	31	50	26	24	-	1	n=1,862
2/21	63	32	31	33	20	12	4	*	n=1,874
1/21	65	33	32	30	19	11	4	*	n=1,563
12/20	68	30	38	29	15	14	3	*	n=1,676
10/20	66	35	31	31	18	12	3	*	n=1,207
Early 4/20	53	28	24	41	17	24	6	*	n=1,226
3/20	62	27	36	37	21	16	-	*	n=1,216
2/20 <sup>2</sup>	43	22	21	56	33	23	-	1	n=1,207

VACC1. Have you personally received the COVID-19 vaccine, or not? IF YES ASK: Did you receive a single-dose vaccine, the first of two doses, or have you gotten both doses of a two-dose vaccine?

	6/21	5/21	4/21	3/21	2/21 <sup>3</sup>	1/21 <sup>4</sup>
Yes (NET)	65	62	56	32	18	6
Yes, got one-dose vaccine	5	7	6	4	-	-
Yes, got first dose of two-dose vaccine	5	6	13	13	9	-
Yes, got both doses of a two-dose vaccine	56	49	37	15	9	-
No, have not gotten the vaccine	33	37	43	68	82	94
Don't know	*	*	*	*	-	*
Refused	1	1	1	*	*	*
	n=1,888	n=1,526	n=2,097	n=1,862	n=1,874	n=1,563

<sup>1</sup> They or a family member has already gotten sick from coronavirus (Vol.)

<sup>2</sup> February 2020 question wording: "How concerned, if at all, are you that you or someone in your family will get sick from the coronavirus" They or a family member has already gotten sick from coronavirus was volunteered response.

<sup>3</sup> February 2021 question wording: "Have you personally received the COVID-19 vaccine, or not? IF YES ASK: Did you receive a single dose or have you received both doses of the vaccine?"

<sup>4</sup> January 2021 question wording: "Have you personally received at least one dose of the COVID-19 vaccine, or not?"



## EMBARGOED for use at 3 AM ET Wednesday, June 30, 2021

VACHES. As you may know, an FDA-authorized vaccine for COVID-19 is now available for free to all adults in the U.S. Do you think you will...? (READ LIST) (rotate 1-4,4-1)

*Based on those who have not gotten the COVID-19 vaccine*

	6/21	5/21	4/21 <sup>5</sup>	3/21	2/21	1/21	12/20 <sup>6</sup>
As soon as you can/Wait and see (NET)	40	42	55	69	72	77	73
Get the vaccine as soon as you can	9	10	20	44	46	44	34
Wait until it has been available for a while to see how it is working for other people	32	32	35	25	27	34	39
Only if required/Definitely not (NET)	58	56	43	29	26	21	24
Only get the vaccine if you are required to do so for work, school, or other activities	17	20	14	10	8	7	9
Definitely not get the vaccine	41	36	29	19	18	14	15
Don't know	1	1	2	2	1	1	2
Refused	*	1	*	*	*	*	*
	<i>n=572</i>	<i>n=500</i>	<i>n=893</i>	<i>n=1,103</i>	<i>n=1,481</i>	<i>n=1,454</i>	<i>n=1,676</i>

VACC1/VACHES Combo table

*Based on total*

	6/21	5/21	4/21	3/21	2/21	1/21	12/20
Received at least one dose/Get it as soon as you can (NET)	68	66	64	61	55	47	34
Received at least one dose of the COVID-19 vaccine	65	62	56	32	18	6	--
Get vaccine as soon as you can	3	4	9	30	37	41	34
Wait until it has been available for a while to see how it is working for other people	10	12	15	17	22	31	39
Only if required/Definitely not (NET)	19	20	19	20	22	20	24
Only get the vaccine if you are required to do so for work, school, or other activities	6	7	6	7	7	7	9
Definitely not get the vaccine	14	13	13	13	15	13	15
Don't know/Refused	2	2	2	2	1	1	3
	<i>n=1,888</i>	<i>n=1,526</i>	<i>N=2,097</i>	<i>N=1,862</i>	<i>N=1,874</i>	<i>N=1,563</i>	<i>N=1,676</i>

<sup>5</sup> January 2021-April 2021 question wording: "When an FDA approved vaccine for COVID-19 is available to you for free, do you think you will...?"

<sup>6</sup> December 2020 question wording: "When a vaccine for COVID-19 is approved by the FDA and widely available to anyone who wants it, do you think you will...?"

## EMBARGOED for use at 3 AM ET Wednesday, June 30, 2021

Q5. What, if anything would motivate you to get the COVID-19 vaccine? (Open-end)

*Based on those who have not gotten the COVID-19 vaccine*

	6/21
Nothing	37
If it were mandatory/required/In order to travel (NET)	10
If it were mandatory/required	8
In order to travel	2
More research/Longer term testing/Need more information	8
Money/Material incentives	6
See reaction/effectiveness in others	4
Family, Friends, Other people getting vaccinated or wanting me to	3
If COVID were a bigger threat/Just not worried	2
To stay healthy/safe	2
Not getting/Waiting due to pregnancy/medical condition	2
Time/Just waiting	2
If it would stop the spread/end COVID-19	2
If I/family members got COVID	1
FDA Approval	1
To keep family/others healthy	1
Availability/Access	1
Other	12
Don't know	4
Refused	2
	<i>n=572</i>

Q6. How long do you think you will wait before getting a COVID-19 vaccine? A few more weeks, between 1 and 3 months, between 4 and 6 months, between 7 months and a year, or do you plan on waiting more than a year?

*Based on those who will "wait and see" before getting vaccinated*

	06/21	5/21 <sup>7</sup>
3 months or sooner (NET)	27	33
A few more weeks	4	9
Between 1 and 3 months	22	24
4 months to a year (NET)	30	25
Between 4 and 6 months	21	15
Between 7 months and a year	9	10
Plan on waiting more than a year	37	34
Already have an appointment scheduled (Vol.) <sup>8</sup>	*	4
Don't know	5	5
Refused	2	-
	<i>n=174</i>	<i>n = 168</i>

<sup>7</sup> May 2021 asked among those who will get vaccinated as soon as they can or wait and see and have not scheduled an appointment, reported among "wait and see". See *KFF Health Tracking Poll/COVID-19 Vaccine Monitor May 2021* topline for full results.

<sup>8</sup> May 2021 survey first explicitly asked: "Do you have an appointment scheduled to get a COVID-19 vaccine, or not?" In June 2021, "Already have an appointment" was accepted as a volunteered response.



## EMBARGOED for use at 3 AM ET Wednesday, June 30, 2021

Q7. Thinking about your close friends, have most of them been vaccinated for COVID-19, about half, just a few, or have none of your close friends been vaccinated?

	6/21	4/21
Most/About half/All (NET)	65	54
Most have been vaccinated	39	29
About half have been vaccinated	22	23
All close friends have been vaccinated (Vol)	4	2
Just a few/None (NET)	29	39
Just a few have been vaccinated	20	27
None have been vaccinated	9	13
Don't know	6	7
Refused	*	*
	<i>n</i> =1,888	<i>n</i> =2,097

Q8. Have all members of your household received at least one dose of a COVID-19 vaccine, or is there anyone living in your household who has not been vaccinated?

*Based on those who have gotten the COVID-19 vaccine and have more than one person in household*

	6/21
All household members have received at least one dose	69
Someone living in household has not been vaccinated	29
Don't know	1
Refused	*
	<i>n</i> =925

Q9. Are any UNVACCINATED members of your household ages 12 and over, or are all unvaccinated members of your household children under age 12?

*Based on those have gotten the COVID-19 vaccine and have an unvaccinated person in household*

	6/21
An unvaccinated member of household is 12 and over	54
All unvaccinated members of household are children under age 12	34
Both, some are ages 12 and over and some are under age 12 (Vol.)	11
Don't know	1
Refused	-
	<i>n</i> =256

HHADULTS/Q8/Q9 Combo table.

*Based on those who have gotten the COVID-19 vaccine*

	6/21
Vaccinated in single-person household	24
Vaccinated in household with two or more people	76
All household members received at least one dose	52
Someone living in household has not been vaccinated	22
An unvaccinated member of household is 12 and over	12
All unvaccinated members of household are children under age 12	8
Both, some are ages 12 and over and some are under age 12 (Vol.)	2
Don't know/Refused	*
Don't know/Refused	1
Vaccinated with undetermined number of household members	-
	<i>n</i> =1,285

## EMBARGOED for use at 3 AM ET Wednesday, June 30, 2021

Q10. Have any members of your household received at least one dose of a COVID-19 vaccine, or are all members of your household unvaccinated?

*Based on those who have not gotten the COVID-19 vaccine and have more than one person in household*

	6/21
Member of household has received at least one dose of COVID-19 vaccine	27
All household members are unvaccinated	69
Don't know	3
Refused	1
	n=458

HHADULTS/Q10 Combo

*Based on those who have not gotten the COVID-19 vaccine*

	6/21
Unvaccinated in single person household	18
Unvaccinated in household with two or more people	82
Member of household has received at least one dose of COVID-19 vaccine	22
All household members are unvaccinated	57
Don't know/Refused	3
Unvaccinated with undetermined number of household members	-
	n=572

HHVAXCOMBO Variable

	6/21
All vaccinated household (including vaccinated adults in single-person household)	50
Respondent vaccinated in mixed household	14
Respondent unvaccinated in mixed household	7
All unvaccinated household (including unvaccinated adults in single-person household)	25
Undetermined number of household members/DK/Ref. household vaccination status	3



## EMBARGOED for use at 3 AM ET Wednesday, June 30, 2021

Q11. For each of the following, please tell me if it is a major reason, minor reason, or not a reason why you have not gotten a COVID-19 vaccine. First, how about that (INSERT FIRST ITEM)? Is this a major reason, minor reason, or not a reason why you have not gotten a COVID-19 vaccine? How about that (INSERT NEXT ITEM)? READ IF NECESSARY: Is this a major reason, minor reason, or not a reason why you have not gotten a COVID-19 vaccine? (rotate items a-n)

*Based on those who have not gotten the COVID-19 vaccine*

	A reason (NET)	Major reason	Minor reason	Not a reason	Not applicable (Vol.)	Don't know	Refused	
a. You are worried about side effects 6/21	79	53	26	21	*	*	*	n=572
b. You are not sure how or where to get the vaccine 6/21	15	5	11	84	*	1	*	n=572
c. You don't trust the government 6/21	60	38	22	39	*	*	*	n=572
d. You are worried about missing work 6/21	17	7	10	79	3	*	1	n=572
e. You are worried you will have to pay to get the vaccine 6/21	15	5	11	84	*	*	-	n=572
f. The vaccine is too new 6/21	71	53	18	27	1	1	*	n=572
g. You do not believe the COVID-19 vaccines are safe 6/21	71	37	34	28	*	1	-	n=572
h. You don't think you need the COVID-19 vaccine 6/21	59	38	21	38	1	2	1	n=572
i. You don't like getting shots 6/21	28	12	16	71	*	1	-	n=572
j. You don't trust vaccines in general 6/21	46	26	20	52	1	1	*	n=572
k. You just don't want to get the vaccine 6/21	62	43	19	36	1	*	1	n=572
l. You are too busy or have not had time to get it 6/21	25	12	13	75	*	*	-	n=572
m. You have a medical reason why you can't get the vaccine at this time 6/21	22	14	8	77	*	-	-	n=572
n. It is difficult for you to travel to a vaccination site 6/21	20	6	14	79	1	*	-	n=572

## EMBARGOED for use at 3 AM ET Wednesday, June 30, 2021

Q12. Which of the following is the MAIN reason why you haven't gotten a COVID-19 vaccine? (rotate items in same order as Q11, always read "Something else" last)

*Asked of those who have more than one major reason for not getting the COVID-19 vaccine*

Q13. What is the MAIN reason you haven't gotten the COVID-19 vaccine?

*Asked of those who have not gotten the COVID-19 vaccine and did not select any Q12 reason as a major reason*

Q11/Q12/Q13 Combo MAIN reason

*Based on those who have not gotten the COVID-19 vaccine*

	6/21
The vaccine is too new	20
You don't trust the government	11
You are worried about side effects	11
You don't think you need the COVID-19 vaccine	11
You just don't want to get the vaccine	11
You have a medical reason why you can't get the vaccine at this time	7
You do not believe the COVID-19 vaccines are safe	6
You are too busy or have not had time to get it	6
You don't trust vaccines in general	4
You don't like getting shots	2
It is difficult for you to travel to a vaccination site	2
You are worried about missing work	2
Religious/Spiritual beliefs/convictions (Vol.)	1
Fake news/conspiracy/Not concerned about COVID (Vol.)	1
Already had COVID-19 (Vol.)	1
Don't trust it/Scared (Unspecified) (Vol.)	*
You are not sure how or where to get the vaccine	*
You are worried you will have to pay to get the vaccine	*
Need more information/Don't know enough (general) (Vol.)	*
Other reason	3
No reason	1
Don't know/Refused	*

*n=572*

Q14. To the best of your knowledge, do the COVID-19 vaccines currently available in the U.S. (have full approval for use by the FDA) or do they (have authorization for emergency use by the FDA), or are you not sure? (rotate items in parentheses)

	6/21
Have full approval for use by the FDA	21
Have authorization for emergency use by the FDA	32
Not sure	45
Both (Vol.)	*
Neither (Vol.)	1
Refused	1



## EMBARGOED for use at 3 AM ET Wednesday, June 30, 2021

Q15. How worried, if at all, are you that the currently available COVID-19 vaccines might not be effective against new strains of coronavirus? Are you very worried, somewhat worried, not too worried, or not at all worried?

	6/21	2/21
Very/Somewhat worried (NET)	50	53
Very worried	14	17
Somewhat worried	37	36
Not too/Not at all worried (NET)	49	47
Not too worried	27	27
Not at all worried	22	20
Don't know	1	*
Refused	*	*
	<i>n</i> =1,888	<i>n</i> =1,874

Q17. If (INSERT FIRST ITEM), would that make you more likely to get the COVID-19 vaccine, or not? How about if (INSERT NEXT ITEM)? READ IF NECESSARY: would that make you more likely to get the vaccine, or not?] (scramble a-d)

*Items a-c based on those who are not vaccinated for COVID-19*

*Item d based on those who are not vaccinated for COVID-19 and are a parent or guardian of child under 18*

	Yes, more likely	No, not more likely	Don't know	Refused	
a. One of the vaccines currently authorized for emergency use received full approval from the FDA					
6/21	31	68	1	-	<i>n</i> =572
5/21	32	66	2	-	<i>n</i> =500
b. A mobile vaccination clinic came to your neighborhood					
6/21	17	83	*	-	<i>n</i> =572
c. You were entered into a lottery with a chance to win one million dollars					
6/21	23	76	*	*	<i>n</i> =572
d. You were provided with free childcare while you go get vaccinated and recover from any side-effects					
6/21	13	87	-	*	<i>n</i> =572

Q18. In general, do you think [INSERT ITEM] to get vaccinated for COVID-19 unless they have a medical exemption, or not? (scramble a-c)

	Yes, should require vaccination	No, should not require vaccination	Don't know	Refused	
a. Employers should require employees					
6/21	51	46	3	*	<i>n</i> =1,888
b. Colleges and universities should require students					
6/21	58	40	2	*	<i>n</i> =1,888
c. K through 12 schools should require students					
6/21	52	45	2	*	<i>n</i> =1,888

## EMBARGOED for use at 3 AM ET Wednesday, June 30, 2021

Q19. Do you think employers should offer a cash bonus or another type of incentive to employees who get vaccinated for COVID-19, or not?

	6/21
Yes, should offer a cash bonus or another type of incentive	39
No, should not offer a cash bonus or another type of incentive	57
Don't know	3
Refused	1

EMPLOY. What best describes your employment situation today?

	6/21
Employed (NET)	57
Employed full-time	48
Employed part-time	9
Unemployed (NET)	6
Unemployed and currently seeking employment	4
Unemployed and not seeking employment	1
A student	3
Retired	20
On disability and can't work	7
A homemaker or stay at home parent	6
Don't know/Refused (NET)	1
Don't know	*
Refused	*

SELFEMPLOY. Are you currently self-employed, or not?

*Based on those who are employed*

	6/21
Yes, self-employed	17
No, not self-employed	83
Don't know/Refused	*
	<i>n=1,018</i>

WFH. Are you currently working from your home, do you work in a location outside your home, or do you work both from home and a location outside your home?

*Based on those who are employed*

	6/21
Working from home	19
Working in a location outside my home	61
Combination of both	21
Don't know/Refused (NET)	*
Don't know	-
Refused	*
	<i>n=1,018</i>



## EMBARGOED for use at 3 AM ET Wednesday, June 30, 2021

- Q20. Thinking about your risk of exposure to coronavirus, how safe do you feel when working outside your home? Do you feel very safe, somewhat safe, not too safe, or not at all safe?

*Based on those who work outside their home, or a combination of inside and outside their home*

	6/21
Very/Somewhat safe (NET)	92
Very safe	58
Somewhat safe	34
Not too/Not at all safe (NET)	8
Not too safe	5
Not at all safe	3
Don't know	*
Refused	*
	n=857

- Q21. As far as you know have most of your coworkers been vaccinated for COVID-19, about half, just a few, or have none of your coworkers been vaccinated?

*Based on those who work outside their home, or a combination of inside and outside their home*

	6/21
Most/About half/All (NET)	62
Most have been vaccinated	31
About half have been vaccinated	27
All coworkers have been vaccinated (Vol.)	3
Just a few/None (NET)	27
Just a few have been vaccinated	19
None have been vaccinated	9
Not applicable, don't have any coworkers (Vol.)	2
Don't know	9
Refused	-
	n=857

- Q22. Has your employer (INSERT ITEM), or not? (scramble a-d, always ask e last)

*Based on those who are employed but not self-employed*

	Yes	No	Don't know	Refused	
a. Provided you with information about how to get a COVID-19 vaccine					
6/21	70	29	1	-	n=825
b. Encouraged employees to get vaccinated					
6/21	65	33	2	-	n=825
c. Provided you with paid time off to get the vaccine or to recover from any side effects					
6/21	50	46	5	-	n=825
d. Offered a cash bonus or another type of incentive to employees who get vaccinated					
6/21	12	87	1	-	n=825
e. Required you to get a COVID-19 vaccine					
6/21	9	91	*	-	n=825

## EMBARGOED for use at 3 AM ET Wednesday, June 30, 2021

Q23. Do you want YOUR employer to require you and other employees to get a COVID-19 vaccine, or not?

*Based on those whose employer did not require them to get vaccinated*

	6/21
Yes, want employer to require COVID-19 vaccine	31
No, do not want employer to require COVID-19 vaccine	67
Employer already requires employees to be vaccinated (Vol.)	-
Don't know	2
Refused	*
	<i>n=750</i>

Q22e/Q23 Combo Table

*Based on those who are employed and not self-employed*

	6/21
Employer required vaccination	9
Employer did not require vaccination	91
Wants employer to require vaccination	28
Does not want employer to require vaccination	61
Don't know/Refused	1
Don't know/Refused	*
	<i>n=825</i>

Q24. If your employer required you to get vaccinated against COVID-19 in order to continue working, would you get a COVID-19 vaccine, or would you leave your job?

*Based on those who are employed, not self-employed, and have not gotten the COVID-19 vaccine*

	6/21
Would get vaccinated	42
Would leave job	50
Not applicable/employer won't require vaccination (Vol.)	2
Employer already requires vaccination (Vol.)	-
Don't know	3
Refused	2
	<i>n=275</i>

VACC1KID. Thinking about your child or children between the ages of 12-17, have they received at least one dose of a COVID-19 vaccine, or not? (IF RESPONDENT ASKS WHICH CHILD: Your oldest child)

*Based on those who are the parent or guardian to a child ages 12-17*

	6/21	5/21
Yes	34	24
No	63	75
Don't know	*	-
Refused	3	2
	<i>n=239</i>	<i>n=190</i>



## EMBARGOED for use at 3 AM ET Wednesday, June 30, 2021

VACHESKID2. As you may know, the FDA recently authorized the use of the Pfizer COVID-19 vaccine for use in children ages 12 and up. Thinking about your child or children between the ages of 12-17, do you think you will...? (IF RESPONDENT ASKS WHICH CHILD: Your oldest child) (rotate 1-4/4-1)

*Based on those who are the parent or guardian of an unvaccinated child ages 12-17*

	6/21	5/21
Get them vaccinated right away	12	24
Wait a while to see how it is working	28	28
Only get your child vaccinated if their school requires it	16	19
Definitely not get them vaccinated	39	26
Don't know	5	3
Refused	-	1
	<i>n=145</i>	<i>n=135</i>

VACC1KID/VACHESKID2

*Based on those who are the parent or guardian of a child ages 12-17*

	6/21	5/21
Child is vaccinated/ Get them vaccinated right away (NET)	42	41
Child is vaccinated	34	24
Get them vaccinated right away	8	18
Wait a while to see how it is working/ Only get child vaccinated if their school requires it (NET)	28	35
Wait a while to see how it is working	18	21
Only get child vaccinated if their school requires it	10	14
Definitely not get them vaccinated	25	20
Don't know/Refused	6	4
	<i>n=239</i>	<i>n=190</i>

## EMBARGOED for use at 3 AM ET Wednesday, June 30, 2021

Q25. How long do you think you will wait before getting your child or children between the ages of 12-17 vaccinated for COVID-19? A few more weeks, between 1 and 3 months, between 4 and 6 months, between 7 months and a year, or do you plan on waiting more than a year?

*Based on those who are the parent or guardian of a child ages 12-17 and will wait and see before getting their child vaccinated*

*Insufficient sample size to report*

VACC1KID/VACHESKID2/Q25 Combo Table

*Based on those who are the parent or guardian of a child ages 12-17*

	06/21
Child has received COVID-19 vaccine	34
Child has not gotten COVID-19 vaccine (NET)	63
Get them vaccinated right away	8
Wait and see (Sub-Net)	18
A few more weeks	1
Between 1 and 3 months	6
Between 4 and 6 months	1
Between 7 months and a year	3
Plan on waiting more than a year	7
Already have appointment scheduled (Vol.)	-
Don't know/Refused	*
Only if required	10
Definitely not	25
Don't know/Refused	3
Don't know/Refused	3
	<i>n=239</i>



## EMBARGOED for use at 3 AM ET Wednesday, June 30, 2021

VACHESKID3. Thinking about your child or children under the age of 12, once there is a COVID-19 vaccine authorized and available for your child's age group, do you think you will...? (rotate 1-4/4-1)

*Based on those who are the parent or guardian of an unvaccinated child under 12*

	6/21	5/21
Get them vaccinated right away	27	26
Wait a while to see how it is working	33	33
Only get your child vaccinated if their school requires it	11	14
Definitely not get them vaccinated	26	26
Child is vaccinated (Vol.)	-	-
Don't know	2	1
Refused	*	1
	<i>n=314</i>	<i>n=259</i>

COVERAGE. Are you, yourself, now covered by any form of health insurance or health plan or do you not have health insurance at this time? (READ IF NECESSARY: A health plan would include any private insurance plan through your employer or a plan that you purchased yourself, as well as a government program like Medicare or [Medicaid/Medi-CAL])?

	6/21
Covered by health insurance	89
Not covered by health insurance	11
Don't know	*
Refused	*

### AGECOV VARIABLE

*Based on adults ages 18-64*

	6/21
Insured less than 65	87
Uninsured less than 65	13
	<i>n = 1,354</i>

COVTYPE. Which of the following is your MAIN source of health insurance coverage? Is it a plan through your employer, a plan through your spouse's employer, a plan you purchased yourself either from an insurance company or a state or federal marketplace, are you covered by Medicare or (Medicaid/[INSERT STATE-SPECIFIC MEDICAID NAME]), or do you get your health insurance from somewhere else? [INTERVIEWER NOTE: IF R SAYS THEY GOT INSURANCE THROUGH HEALTHCARE.GOV, OBAMACARE, OR A STATE HEALTH INSURANCE MARKETPLACE/EXCHANGE, CODE AS 3].

*Based on those who are insured*

	6/21
Plan through your employer	36
Plan through your spouse's employer	10
Plan you purchased yourself	8
Medicare	22
Medicaid	12
Somewhere else	5
Plan through your parents/mother/father (Vol.)	5
Don't know/Refused	2
	<i>n=1,625</i>

COVERAGE/COVTYPE Combo Table

*Based on total*

	6/21
Covered by health insurance	89
Employer	32
Spouse's employer	9
Self-purchased plan	7
Medicare	20
Medicaid	11
Somewhere else	4
Plan through parents/mother/father (Vol.)	4
Don't know/Refused	2
Not covered by health insurance	11
Don't know/Refused	*

AGECOVTYPE VARIABLE

*Based on those ages 18-64*

	6/21
Covered by health insurance	87
Employer	38
Spouse's employer	9
Self-purchased plan	8
Medicare	7
Medicaid	12
Somewhere else	4
Plan through parents/mother/father (Vol.)	5
Don't know/Refused	2
Not covered by health insurance	13
Don't know/Refused	*
	<i>n=1,363</i>

COVSELFOTHER. Regardless of your source of health insurance coverage, did you purchase your plan yourself?

*Based on those who are insured somewhere else*

	6/21
Yes, purchased plan yourself	31
No, did not purchase yourself	69
Don't know	-
Refused	-
	<i>n = 100</i>



## EMBARGOED for use at 3 AM ET Wednesday, June 30, 2021

Q26. How much do you trust (INSERT ITEM) to provide reliable information about the COVID-19 vaccines? A great deal, a fair amount, not much or not at all? How about (INSERT NEXT ITEM)? IF NECESSARY: Do you trust [him/them] a great deal, a fair amount, not much or not at all to provide reliable information about the COVID-19 vaccines? (scramble a-j)

*Items a-f, i based on total*

*Item g based on those who are employed but not self-employed*

*Item h based on those with health insurance coverage*

*Item j based on those who are a parent or guardian of a child under 18*

	A great deal/fair amount (NET)	A great deal	A fair amount	Not much/Not at all (NET)	Not much	Not at all	Depends (Vol.)	Not applicable (Vol.)	Don't know/Refused	
<b>a. The U.S. Centers for Disease Control and Prevention, or CDC</b>										
6/21	71	36	34	27	14	13	*	*	2	<i>n</i> =1,888
12/20	73	32	41	26	16	9	*		1	<i>n</i> =1,676
<b>b. The U.S. Food and Drug Administration, or FDA</b>										
6/21	69	28	41	28	16	12	*	*	2	<i>n</i> =1,888
12/20	70	25	45	28	18	10	*		2	<i>n</i> =1,676
<b>c. Dr. Anthony Fauci, the director of the National Institute of Allergy and Infectious Diseases</b>										
6/21	57	34	24	36	12	24	*	*	6	<i>n</i> =1,888
12/20	68	39	28	28	13	15	*		4	<i>n</i> =1,676
<b>d. President Joe Biden</b>										
6/21	58	31	26	40	11	29	*	*	2	<i>n</i> =1,888
12/20 <sup>9</sup>	57	27	30	40	15	26	*		2	<i>n</i> =1,676
<b>e. Your state government officials</b>										
6/21	56	21	35	42	21	20	*	*	2	<i>n</i> =1,888
12/20	58	20	38	40	20	20	*		2	<i>n</i> =1,676
<b>f. Your local public health department</b>										
6/21	69	31	38	26	16	11	-	1	4	<i>n</i> =1,888
12/20	70	27	42	27	16	11	*		3	<i>n</i> =1,676
<b>g. Your employer</b>										
6/21	72	40	32	26	14	12	*	1	1	<i>n</i> =825
<b>h. Your health insurance company</b>										
6/21	73	32	41	23	14	10	*	1	3	<i>n</i> =1,625
<b>i. Your own doctor</b>										
6/21	83	54	29	11	6	4	*	6	1	<i>n</i> =1,888
<b>j. Your child's pediatrician</b>										
6/21	85	54	31	13	9	4	-	1	1	<i>n</i> =453

<sup>9</sup> December 2020 question wording asked about trust of then "...President-elect Joe Biden"

## EMBARGOED for use at 3 AM ET Wednesday, June 30, 2021

Q27. How much, if anything, have you heard about rare cases of potential heart problems in young adults and teenagers who have been recently vaccinated for COVID-19? Have you heard... (READ LIST)?

	6/21
A lot/Some/A little (NET)	67
A lot	11
Some	27
A little	29
Nothing at all	32
Don't know	*
Refused	*

Q28. Are you very concerned, somewhat concerned, not too concerned, or not at all concerned about rare cases of potential heart problems in young adults and teenagers who have been recently vaccinated for COVID-19?

*Based on those who have heard at least a little about rare cases of potential heart problems in young adults and teenagers*

	6/21
Very/Somewhat concerned (NET)	62
Very concerned	27
Somewhat concerned	35
Not too/Not at all concerned (NET)	37
Not too concerned	25
Not at all concerned	13
Don't know	1
Refused	*
	<i>n=1,258</i>

Q27/Q28 Combo Table

*Based on total*

	06/21
Heard a lot/some/a little about rare cases of potential heart problems in young adults and teenagers (NET)	67
Very/Somewhat concerned (NET)	42
Very concerned	18
Somewhat concerned	23
Not too/Not at all concerned (NET)	25
Not too concerned	17
Not at all concerned	8
Don't know/Refused	1
Heard nothing at all about rare cases of potential heart problems in young adults and teenagers	32
Don't know/Refused	1



## EMBARGOED for use at 3 AM ET Wednesday, June 30, 2021

**READ TO ALL:** Now I have a few questions we will use to describe the people who took part in our survey...

**MARITAL.** Are you currently married, living with a partner, widowed, divorced, separated, or have you never been married?

	6/21
Married	42
Living with a partner	8
Widowed	6
Divorced	11
Separated	3
Never been married	28
Don't know/Refused (NET)	1
Don't know	*
Refused	*

**RGENDER.** Do you describe yourself as a man, a woman, or in some other way?

	6/21
Man	48
Woman	51
Some other way	1
Don't know	*
Refused	*

**LGBT.** Do you consider yourself to be gay, lesbian, bisexual, or transgender?

	6/21
Yes	7
No	92
Don't know	1
Refused	1

**UNICOM.** Are you a student or employee at a college or university? IF YES ASK: Are you an undergraduate student, a graduate student, a member of staff or contractor, a faculty member or a member of the administration?

	6/21
No	90
Yes (NET)	10
Yes, undergraduate student	7
Yes, graduate student	2
Yes, staff or contractor	1
Yes, faculty	1
Yes, administration	*
Don't know	-
Refused	*

## EMBARGOED for use at 3 AM ET Wednesday, June 30, 2021

HEAL1a. Do you or someone in your household work in a health care delivery setting, such as a doctor's office, clinic, hospital, nursing home, or provide in-home health care? IF YES ASK: Is that you or someone else in your household?

	6/21
Yes (NET)	17
Yes, I work in a health care delivery setting	7
Yes, someone else in my household works in health care delivery	9
Yes, both myself and someone else in my household work in health care delivery	1
No	83
Don't know/Refused (NET)	*
Don't know	*
Refused	*

CARE. Today, what kind of place, if any, do you usually go to when you are sick or when you need advice about your health? Is it: (READ LIST)

	6/21
A private doctor's office	60
A neighborhood clinic or health center	17
A retail clinic at a place like CVS or Walgreens	2
A hospital emergency room	8
VA/Veterans' hospital/Military clinic (Vol.)	2
Urgent care (Vol.)	1
Hospital (Vol.)	*
Telehealth/online (Vol.)	*
University clinic/health center (Vol.)	*
Some other type of place	1
No usual source of care	9
Don't know	*
Refused	*

FLU. Do you normally get a flu vaccine each year, or not?

	6/21
Yes	57
No	43
Don't know	*
Refused	*

TEST1. Have you or someone you know tested positive for coronavirus, or not? IF YES ASK: Was that you, someone else in your household, or someone else? [IF BOTH RESPONDENT AND SOMEONE ELSE IN HOUSEHOLD OR SOMEONE ELSE GOT TESTED CODE AS 1] [IF SOMEONE IN HOUSEHOLD AND SOMEONE ELSE GOT TESTED CODE AS 2]

	6/21
Yes (NET)	65
Yes, respondent tested positive	10
Yes, someone else in household tested positive	8
Yes, someone else tested positive	48
No	34
They or someone they know have a test with results pending (Vol.)	1
Don't know/Refused (NET)	*
Don't know	*
Refused	*



## EMBARGOED for use at 3 AM ET Wednesday, June 30, 2021

CHRONICCOVID. Do you or anyone in your household have a serious health condition such as high blood pressure, heart disease, lung disease, cancer or diabetes, or not?

	6/21
Yes (NET)	43
Yes, I have a serious health condition	22
Yes, someone else in my household has a serious health condition	13
Yes, both myself and someone else in my household have a serious health condition	9
No one in household has serious health condition	55
Don't know/Refused (NET)	1
Don't know	*
Refused	1

BORNAGAIN. Would you describe yourself as a "born-again" or evangelical Christian, or not?

	6/21
Yes, born again or Evangelical	31
No, not born again or Evangelical	64
Don't know/Refused (NET)	5
Don't know	3
Refused	1

PARTY. In politics today, do you consider yourself a: (Republican), (Democrat), an Independent, or what? (rotate items in parentheses)

	6/21
Republican	23
Democrat	33
Independent	27
Or what/Other/None/No preference	12
Don't know	2
Refused	2

PARTYLEAN. Do you LEAN more towards the (Republican) Party or the (Democratic) Party? (rotate items in parentheses in same order as PARTY)

*Based on those who are not Republican or Democrat*

	6/21
Republican	27
Democratic	36
Independent/Don't lean to either party (Vol.)	26
Other party (Vol.)	1
Don't know	6
Refused	4
	<i>n=826</i>

Summary PARTY and PARTYLEAN

	6/21
Republican/Lean Republican	35
Democrat/Lean Democrat	49
Pure Independent	13
Undesignated	4

## EMBARGOED for use at 3 AM ET Wednesday, June 30, 2021

Five-Point Party ID

	6/21
Democrat	33
Independent Lean Democrat	16
Independent/Don't lean	11
Independent Lean Republican	12
Republican	23
Undesignated	5

IDEOLOGY. Would you say your views in most political matters are liberal, moderate, or conservative?

	6/21
Liberal	25
Moderate	32
Conservative	35
Don't know	5
Refused	3

EDUC. What is the highest level of school you have completed or the highest degree you have received? (DO NOT READ LIST) [INTERVIEWER NOTE: Enter code 3-HS graduate if R completed vocational, business, technical, or training courses after high school that did NOT count toward an associate degree from a college, community college or university (e.g., training for a certificate or an apprenticeship)]

	6/21
HS grad or less (NET)	38
Less than high school (Grades 1-8 or no formal schooling)	3
High school incomplete (Grades 9-11 or Grade 12 with no diploma)	4
High school graduate (Grade 12 with diploma or GED certificate)	30
Some college (NET)	30
Some college, no degree (includes some community college)	17
Two-year associate degree from a college or university	13
College grad+ (NET)	31
Four-year college or university degree/Bachelor's degree	17
Some postgraduate or professional schooling, no postgraduate degree	2
Postgraduate or professional degree, including master's, doctorate, medical or law degree	12
Don't know/Refused (NET)	1

INCOME. Last year – that is, in 2020 – what was your total family income from all sources, before taxes? Just stop me when I get to the right category. (READ LIST)

	6/21
Less than \$20,000	15
\$20,000 to less than \$30,000	11
\$30,000 to less than \$40,000	11
\$40,000 to less than \$50,000	8
\$50,000 to less than \$75,000	13
\$75,000 to less than \$90,000	9
\$90,000 to less than \$100,000	3
\$100,000 or more	18
Don't know/Refused (NET)	13





**KFF**

**Headquarters and Conference Center**

185 Berry Street, Suite 2000  
San Francisco, CA 94107  
650-854-9400

**Washington Offices and Conference Center**

1330 G Street, NW Washington, DC 20005  
202-347-5270

This publication is available at [kff.org](http://kff.org).

**Filling the need for trusted information on national health issues**, KFF (Kaiser Family Foundation) is a nonprofit organization based in San Francisco, California.

**From:** Choucair, Bechara N. EOP/WHO  
**Sent:** Tue, 10 Aug 2021 15:22:25 +0000  
**To:** Drew Altman; Walensky, Rochelle (CDC/OD); Vivek Murthy; david kessler;  
(b)(6)  
**Subject:** RE: Monitor Report: Parents, Kids, Schools

Thanks Drew. As always, this is very helpful. Is this still embargoed? If so, till when?

Bechara

Bechara Choucair, MD  
Vaccinations Coordinator  
White House COVID Response Team

(b)(6)

---

**From:** Drew Altman (b)(6)  
**Sent:** Tuesday, August 10, 2021 10:07 AM  
**To:** Choucair, Bechara N. EOP/WHO (b)(6); Rochelle Walensky, MD, MPH (aux7@cdc.gov) <aux7@cdc.gov>; Vivek Murthy (b)(6); Choucair, Bechara N. EOP/WHO (b)(6); david kessler <(b)(6)>; (b)(6)  
**Subject:** [EXTERNAL] Monitor Report: Parents, Kids, Schools

Hi folks, this is our Monitor Report on parents, kids and schools as promised.

We have the scoop on the issue of the moment, masks in schools. A very solid majority favor school masking requirements (63%), with 36% opposing. That 36% is made up of the usual suspects and of course is large enough to make some trouble in parts of the country and generate news.

A few other observations but it's a very rich report and you will find other elements of use:

- At this point in time, asking unvaccinated students/staff to wear masks in school is more broadly popular than vaccine mandates. Prohibitions against schools requiring masks (which seven states now have, may only be a political winner in deep-red communities.
- Parents are more apprehensive about vaccinating their kids than they are themselves – with the unknowns about the long-term effects being a big concern. This may be in part because vaccines haven't been available as long for teens and aren't available yet at all for younger kids. Assuming there aren't new side effects that crop up with kids, it's likely that their reluctance will fade over time and as the vaccine becomes available to more kids. Especially for Vivek, pediatricians recommending it could go a long way, as they are the most trusted source for all parents, regardless of their political persuasion. It would make sense to rally pediatricians in a campaign. And concerns about long term impacts on fertility remain an issue to go after and can be a target as you hammer misinformation.
- Access and cost concerns remain an issue for parents of color and low-income families. The findings suggest that working parents whose employers offer paid time off to get their kids'



vaccinated and recover from side effects are more likely to have gotten their teens a shot – so that could help for some families if such benefits were more widely available (and known about).

As always I hope this is helpful!

Drew

**Drew Altman, Ph.D.**  
President and CEO, Kaiser Family Foundation  
Founding Publisher, KHN

San Francisco, CA  
[DAltman@kff.org](mailto:DAltman@kff.org) / [@DrewAltman](https://www.twitter.com/DrewAltman) / 650 854 9400

**KFF**

See my latest columns: [kff.org/from-drew-altman/](https://www.kff.org/from-drew-altman/)

Stay connected with:  
[kff.org](https://www.kff.org) / [email](#) / [twitter](#) / [facebook](#)  
[khn.org](https://www.khn.org) / [email](#) / [twitter](#) / [facebook](#)